



# Supplement to the Test Implementation Manuals

## Managing Paper Testing Materials

**For Division Directors of Testing  
and School Test Coordinators**

**Only those persons who have signed the *School Division Personnel Test Security Agreement* may participate in the administration of the Virginia Assessment Program assessments to students.**



## IMPORTANT REMINDERS

### Using the *Supplement to the Virginia Assessment Program Test Implementation Manuals*

- The *Test Implementation Manuals* (TIMs) contain the information, guidance, procedures, and responsibilities for the Division Director of Testing (DDOT) and School Test Coordinator (STC) in the administration of the Virginia Assessment Program (VAP) tests; references to paper material management, however, have been removed and placed within this *Supplement to the Virginia Assessment Program Test Implementation Manuals*.
- This *Supplement to the Virginia Assessment Program Test Implementation Manuals* provides the information, guidance, procedures, and responsibilities for the DDOT and STC in the management of paper testing for the Virginia Assessment Program (VAP) test administrations held during the Fall, Winter, Spring, and Summer. The *Supplement* covers topics such as ordering paper materials, deliveries of non-secure and secure materials, answer document management, the STC's coordination of the administration of the paper tests, and the DDOT's management of paper test materials. This *Supplement* is available in electronic format only—no hard copy is provided—and may be downloaded from the Virginia Department of Education Web site:

**<https://www.doe.virginia.gov/teaching-learning-assessment/student-assessment/virginia-sol-assessment-program/sol-test-administration-development>**

- If the *Supplement to the Virginia Assessment Program Test Implementation Manuals* is revised, a revision date will be indicated on the front cover of the *Supplement*. The DDOT will receive notices of revisions through e-mail from the Virginia Department of Education.

### Ordering Test Materials

- DDOTs must order all paper materials required for the test administrations using the Orders & Shipment Tracking screens in PearsonAccess<sup>next</sup>.
  - This material includes items such as: *Examiner's Manuals*, answer documents, test booklets, writing test prompts, scorable and non-scorable secure materials return kits, etc.
  - Pearson will automatically order and send TIMs to DDOTs for the test administrations.
  - Pearson sends non-secure materials via ground transportation. DDOTs must plan for at least 6 days for shipping when ordering these materials.
  - All shipments of secure and non-secure materials will be delivered to the DDOT, who will be responsible for distributing the secure materials and non-secure materials to each school.

## **IMPORTANT REMINDERS, continued**

### **Distributing Secure Materials**

- The DDOT must ensure that all secure materials received are returned to Pearson. Therefore, the DDOT should have a materials accounting procedure in place to account for materials delivered to schools and returned from schools (a sample secure materials *Transmittal* form is available in the Appendix). Packing lists will continue to be provided.
- The DDOT should use a trackable shipping method to send test materials to Special Situation (8888) schools. The Special Situation school should also use a trackable shipping method to send the completed tests and secure materials back to the DDOT.
- The DDOT and division Superintendent will be required to affirm the return of all secure paper test materials to Pearson on the *School Division Affidavit*.

### **Answer Documents**

- Use Version 1.0 Answer Documents for the Fall and Winter Grades 3–8 Growth Assessments. All other Standards of Learning Tests use Versions 2.0.

# TABLE OF CONTENTS

|   |           |
|---|-----------|
| IMPORTANT REMINDERS.....  | iii       |
| <b>1. USE OF THE <i>SUPPLEMENT TO THE VIRGINIA ASSESSMENT PROGRAM TEST IMPLEMENTATION MANUALS</i> FOR THE MANAGEMENT OF PAPER TESTING MATERIALS . . .</b> | <b>1</b>  |
| <b>2. ORDERING PAPER MATERIALS . . . . .</b>  | <b>1</b>  |
| 2.1 Virginia Assessment Program Schedule . . . . .  | 1         |
| 2.2 Additional Orders. . . . .  | 1         |
| <b>3. DELIVERIES OF NON-SECURE MATERIALS . . . . .</b>  | <b>4</b>  |
| <b>4. DELIVERIES OF SECURE MATERIALS. . . . .</b>   | <b>5</b>  |
| <b>5. REGISTER STUDENTS FOR TESTING. . . . .</b>  | <b>6</b>  |
| <b>6. ANSWER DOCUMENT MANAGEMENT . . . . .</b>  | <b>6</b>  |
| 6.1 Completing Fields on the Student Answer Document . . . . .  | 6         |
| <b>7. STC’s COORDINATION OF THE SCHOOL’S ADMINISTRATION OF THE PAPER TESTS . . . . .</b>  | <b>8</b>  |
| 7.1 Preparing Materials for Test Examiners . . . . .  | 8         |
| 7.2 Check-Out Test Materials . . . . .  | 8         |
| 7.3 Check-In Test Materials . . . . .   | 9         |
| 7.3.1 Receive All Testing Materials from Examiners. . . . .   | 9         |
| 7.3.2 Inspect Students’ Answer Documents . . . . .  | 12        |
| 7.3.3 Conduct Transcription of Student Responses . . . . .  | 12        |
| 7.3.4 Complete <i>Header Sheet</i> . . . . .  | 13        |
| 7.3.5 Bundle Answer Documents. . . . .  | 13        |
| 7.3.6 Prepare and Transmit—Scorable Test Materials . . . . .  | 14        |
| 7.3.7 Prepare and Transmit—Non-Scorable Test Materials . . . . .  | 14        |
| 7.3.8 Disposition of Other Test Materials . . . . .   | 15        |
| 7.3.9 Prepare and Transmit Affidavits and Forms. . . . .  | 15        |
| <b>8. DDOT’S MANAGEMENT OF THE PAPER TEST MATERIALS . . . . .</b>   | <b>17</b> |
| 8.1 Inspect Answer Documents. . . . .   | 17        |
| 8.2 Pack Answer Documents for Shipping. . . . .   | 17        |
| 8.3 Prepare to Ship (Secure) Scorable Answer Documents . . . . .  | 17        |
| 8.4 Arrange Pickup of Answer Documents . . . . .  | 19        |
| 8.5 Receive and Pack Secure (Non-Scorable) Test Booklets/Prompts/Kits . . . . .   | 20        |
| 8.6 Organize and Ship Secure Test Materials (Non-Scorable) to Pearson . . . . .   | 21        |
| 8.7 Arrange Pickup of Secure (Non-Scorable) Test Materials . . . . .  | 22        |
| 8.8 Review Disposition of All Test Materials . . . . .  | 23        |
| 8.9 Verify Receipt of Required Forms from STCs . . . . .  | 24        |

## APPENDIX

|   |           |
|---|-----------|
| <b>Sample Transmittal Form for the Transfer of Secure Test Materials Between the DDOT and STC</b> ..... | <b>26</b> |
| <b><i>Test Booklets/Prompts Transmittal Form and Affidavit for Examiners/Proctors</i></b> .....         | <b>27</b> |
| <b><i>Special Test Forms/Kits Transmittal Form and Affidavit for Examiners/Proctors</i></b> .....       | <b>28</b> |
| <b>Sample Packing List for Additional Order</b> .....   | <b>29</b> |
| <b>Sample Test Booklet Package <i>Assembly ID Sheet</i></b> .....                                       | <b>31</b> |
| <b>Sample <i>Header Sheet</i></b> .....   | <b>32</b> |

## LIST OF TABLES

|   |           |
|---|-----------|
| <b>Table 1.</b> Guidelines for Additional Orders .....  | <b>2</b>  |
| <b>Table 2.</b> Delivery of Non-Secure Materials .....  | <b>4</b>  |
| <b>Table 3.</b> Delivery of Secure Materials .....  | <b>5</b>  |
| <b>Table 4.</b> Details of the Answer Document Fields .....   | <b>6</b>  |
| <b>Table 5.</b> STC Disposition of Test Materials .....   | <b>16</b> |
| <b>Table 6.</b> Colors of Address Labels to Apply to Boxes of Answer Documents Going to Pearson. . . .                                | <b>18</b> |
| <b>Table 7.</b> Details for Preparing Answer Document Boxes for Shipping to Pearson .....   | <b>19</b> |
| <b>Table 8.</b> Details for Contacting the Shipping Company for Pick-up of Answer Document Boxes for Shipment to Pearson .....        | <b>19</b> |
| <b>Table 9.</b> Colors of Address Labels to Apply to Boxes of Secure Testing Materials Returning to Pearson .....                     | <b>22</b> |
| <b>Table 10.</b> Details for Preparing Secure Testing Materials Boxes, Contacting the Shipping Company, and Shipping to Pearson ..... | <b>22</b> |
| <b>Table 11.</b> DDOT Disposition of Test Materials .....   | <b>25</b> |

# 1. USE OF THE *SUPPLEMENT TO THE VIRGINIA ASSESSMENT PROGRAM TEST IMPLEMENTATION MANUALS* FOR THE MANAGEMENT OF PAPER TESTING MATERIALS

The *Supplement to the Virginia Assessment Program Test Implementation Manuals* provides the information required to manage secure and non-secure paper testing materials. It is intended to be used in conjunction with the *Test Implementation Manual* used with the current Growth, Writing, Non-Writing, and VAAP test administrations.

## 2. ORDERING PAPER MATERIALS

### 2.1 Virginia Assessment Program Schedule

The Division Director of Testing (DDOT) is responsible for ordering the non-secure and secure test materials for the division (except for the *Test Implementation Manuals*). The DDOT will use the Orders & Shipment Tracking function in PearsonAccess<sup>next</sup>. The DDOT can refer to the *Virginia Assessment Program (VAP) Schedule* in PearsonAccess<sup>next</sup> to view the Additional Orders window and other dates of essential activities that occur for each test administration. To access the schedule, log into PearsonAccess<sup>next</sup>, on the *Home* page refer to the left margin under Links, select the *VAP Schedule*.

DDOTs will receive an e-mail from Pearson with guidance and worksheets to help in gathering test counts for the purpose of ordering materials.

### 2.2 Additional Orders

The DDOT must place additional orders in PearsonAccess<sup>next</sup> for all Virginia Assessment Program test administrations in order to receive all paper test materials.

To access the Order screen in PearsonAccess<sup>next</sup>, sign in to PearsonAccess<sup>next</sup> and under the specific test administration select *Setup*, select *Orders & Shipment Tracking*; under Select Tasks, choose *Create/Edit Orders*, then select *Start*.

On the *New Order* screen, fill out the required information. The *Date Needed* field represents the date the items should be delivered to the DDOT.

**Table 1. Guidelines for Additional Orders**

For detailed guidance on ordering materials, refer to the *Checklist for Placing Additional Orders* located under *Testing Resources* on the Division Director of Testing Application in the Single Sign-on for Web Systems (SSWS).

- Order all materials through the Orders & Shipment Tracking function of PearsonAccess<sup>next</sup>
  - Test Implementation Manuals (TIMs)—Pearson will automatically send the Division Director of Testing (DDOT) TIMs for each test administration. If additional TIMs are needed, the DDOT will need to place an additional order.
  - Examiner’s Resource Guide—order this guide only for the examiners who require the information.
  - *Examiner’s Manuals*—order Examiner’s Manuals for both online and paper examiners.
  - Answer Documents—order the grade level and content-specific answer documents for the Growth Assessments, *Writing* tests, and *Non-Writing* tests. VAAP assessments do not use answer documents. Student responses to the VAAP tests are entered into TestNav.
  - For paper *Writing* tests—order all test booklets and prompts (a small number of alternate prompts may be ordered for potential absences); including regular/read-aloud, large-print kits, and braille kits (do not order alternate materials for these kits until actually needed); audio kits are only available for the multiple-choice component of the test. The prompt for the short-paper component must be administered as a read-aloud. Also order Scorable Return Materials Kit (directions, shipping labels, and address labels for returning answer documents) and Non-Scorable Return Materials Kit, (directions, shipping labels, and address labels for returning test booklets/prompts).
  - For paper *Non-Writing*, Growth, and VAAP tests—order all test booklets, including regular/read-aloud, large-print kits (VAAP assessments are not available in Large Print. If a student requires a large-print paper test, the STC must enlarge the paper copy to the size required by the student, ensuring all materials are kept secure), and braille kits (alternate materials for regular test booklets and kits may only be ordered when instructed by VDOE); audio kits remain available for only a few tests. When audio is not available, the test must be administered as a read-aloud. Also order Scorable Return Materials Kit (directions, shipping labels, and address labels for returning answer documents); and Non-Scorable Return Materials Kit (directions, shipping labels, and address labels for returning test booklets).
  - For students attending Quad 8 schools (special situation schools)—The DDOT must order Quad 8 designated test booklets for students attending a Quad 8 school in grades 3-8 who are taking Non-Writing *Reading* and *Mathematics* and Grades 5 or 8 Science SOL tests.
- Only order alternate test forms when directed by the Virginia Department of Education.
- Only order expedited retake test materials when the final number of students taking an expedited retake test has been determined.
- Use the appropriate administration Paper Forms Matrix to select the correct form numbers.
- On the *New Order* screen in PearsonAccess<sup>next</sup>, the *Date Needed is the date you would like the item(s) delivered to the Division.* Be sure to allow for at least 6 days as this is required for ground shipping of non-secure items. Do not enter the date you expect to use the item.



### Table 1. Guidelines for Additional Orders, continued

- Remember that you will order by individual item rather than by package quantity. For example, if the division wants 7 additional test booklets, enter “7”—the system will automatically calculate the need for 2 packs of 5.
- There are no automatic overages included with additional items ordered; you will only receive the exact item and number of items ordered rounded up to the nearest pack size.
- Orders will be packaged bulk and delivered to the DDOT at the division’s bulk address.
- Orders for non-secure and secure materials will be shipped in separate cartons. Cartons with secure materials will be stamped “*SECURE MATERIALS ENCLOSED*” on the shipping label.
- Order the updated *Header Sheets*. The updated *Header Sheet* has the Virginia Assessment Program Logo in the top left corner. Refer to the appendix for the updated *Header Sheet*. Destroy all previous *Header Sheets* with the SOL logo in the top left corner.
- Do not use additional orders to create a stockpile of materials to cover potential irregularities or to create an overage supply.

### 3. DELIVERIES OF NON-SECURE MATERIALS

If non-secure materials are ordered separate from secure materials they will arrive in the division no sooner than four weeks prior to the start of the test window. If non-secure materials are ordered together with secure materials they will arrive in the division no sooner than two weeks prior to the start of the test window.

Non-secure materials do not require secure storage. Examples of Non-Secure materials include but are not limited to: manuals and resource guides, blank scratch paper, blank answer documents, and test manipulatives.

**Table 2. Delivery of Non-Secure Materials**

| <b>All Test Administrations: Non-Secure Materials</b>   |  |
|---|--|
| The DDOE places Additional Orders for non-secure materials. All non-secure materials will be sent to the DDOE, who verifies that the quantities of all materials received match those listed on the <i>Packing List</i> . |  |
| <b>Delivery</b>   | <b>Contents</b>  |
| <p><b>Delivery of Non-Secure Items</b></p> <p>All items are ordered using the Orders &amp; Shipment Tracking screens in PearsonAccess<sup>next</sup>.</p>   | <p>The DDOE verifies that the quantities of all materials received match those listed on the packing list.</p> <p>The DDOE distributes the non-secure materials to the schools that need them.</p> |

## 4. DELIVERIES OF SECURE MATERIALS

All secure test materials will arrive in the division no sooner than two weeks prior to the opening of the test window.

These materials DO require secure storage. Secure storage is a limited access locked storage area. Only the DDOT, STC, and the building principal should have access to this storage location. No other staff may have access to this storage. All staff with access must read and sign the *School Division Personnel Test Security Agreement*. Examples of Secure materials include but are not limited to: all test booklets, all test kits, all Examiner’s copies of the test, all audio copies of the test and test session, completed answer documents, and used scratch paper and formula sheets.

The DDOT receives all deliveries of secure materials and arranges delivery of school secure materials to the STCs.

Refer to the following table for specific information about the contents of the deliveries of secure materials for all test administrations.

**Table 3. Delivery of Secure Materials**

| <b>All Test Administrations: Secure Materials</b>  |   |
|--|---|
| The DDOT places Additional Orders for secure materials. All secure materials will be sent to the DDOT who verifies that the quantities of all materials received match those listed on the <i>Packing List</i> .   |   |
| <b>Delivery</b>  | <b>Contents</b>   |
| <p><b>Delivery of Secure Items</b></p> <p>All items are ordered using the Orders &amp; Shipment Tracking screens in PearsonAccess<sup>next</sup>.</p>  | <p>The DDOT verifies that the quantities of all materials received match those listed on the packing list.</p> <p>The DDOT distributes the secure materials to the schools that need them.</p> <p>The DDOT should use a transmittal form to document the quantities of each secure item provided to each school. The transmittal form may be developed locally or you may use the sample secure materials <i>Transmittal</i> form provided in the Appendix. Each STC should use this form to confirm the quantities of secure materials received from the DDOT. Then after testing, the STC should use this transmittal form to document the quantities of materials returned to the DDOT.</p> <p>The DDOT should use a trackable shipping method to send test materials to Special Situation schools (8888 and other serving schools). The Special Situation school should also use a trackable shipping method to send the completed tests and secure materials back to the DDOT.</p> <p>At the end of the administration, the DDOT and Division Superintendent must affirm the return of testing materials to Pearson on the <i>School Division Affidavit</i>.</p> |
| <p><i>Assembly ID Sheets</i> are included in each sealed package of secure test materials. They list the level and name of the test, the form number, and the quantity in the package. Refer to the sample <i>Assembly ID Sheet</i> in the Appendix. STCs must carefully read the <i>Assembly ID Sheets</i> before distributing the test materials to Examiners to ensure Examiners are receiving the correct materials.</p> |   |

## 5. REGISTER STUDENTS FOR TESTING

All students should be registered for testing as directed by the DDOT. School divisions have the option to electronically upload their student assessment records as a Student Registration Import (SRI) file into the PearsonAccess<sup>next</sup> web-based system via a process called *Student Registration Import Submission* or manually code their student assessment records in PearsonAccess<sup>next</sup> by using the various screens.

For further instructions and details on how to submit an SRI file, refer to the Student Registration Import File Requirements document located online within PearsonAccess<sup>next</sup> at:

<https://va.pearsonaccessnext.com/customer/index.action>

## 6. ANSWER DOCUMENT MANAGEMENT

The *Supplements* to the Growth, Writing, and Non-Writing tests, for the various grade levels and content areas, provides the testing directions that the Test Examiner must use for the administration of the paper tests. The *Supplement* contains directions for completing required fields on the student's answer document. Samples of student answer documents are available on the DDOT page in the Single Sign-on for Web Systems (SSWS) and in each content area's *Supplement to the Examiner's Manual*. Refer to the following table for information regarding completing answer document informational fields. **NOTE:** VAAP tests do not use answer documents.

### 6.1 Completing Fields on the Student Answer Document

Handwritten information on the answer document should be legibly filled in with a No. 2 pencil. Directions that are read to the students for completing the fields required for their specific test are found in the *Supplements to the Examiner's Manuals*.

**Table 4. Details of the Answer Document Fields**

| Field Description   | Information  |
|---|--|
| <b>Student Name, Teacher, and other information</b>             | <p><b>MUST be completed.</b></p> <p>The student's name is required; however, completing the other information (teacher, school, school division, etc.) is optional. Having all the information completed in Field A may be helpful if questions arise during the processing of the answer document. This field may be completed by the students, but to enhance accuracy, Examiners or other school staff members may be instructed to complete this information before testing.</p> |
| <b>Student Last Name, First Name</b>                            | <p><b>MUST be completed.</b></p> <p>These fields may be completed by the students. The Examiner's spoken directions for student completion of demographic information (Fields B and C) on answer documents are located in each <i>Examiner's Manual</i>. Examiners or other testing staff may be instructed to complete this information before testing.</p>   |
| <b>Date of Birth</b>  |  |
| <b>Gender</b><br><i>(not available on all answer documents)</i> | <p><b>Leave Gender blank</b></p> <p>Gender information will be gathered using the Student Registration Import (SRI) process.</p>   |
| <b>State Testing Identifier</b>                                 | <p><b>MUST be completed.</b></p> <p>Students should not complete this field. Examiners or other testing staff should verify and carefully complete this information before or after testing.</p>   |

**Table 4. Details of the Answer Document Fields, continued**

| Field Description  | Information   |
|--|---|
| <p><b>Form</b> (<i>Non-Writing tests</i>)</p> <p><b>MC Form</b> (<i>Writing tests</i>)</p> | <p><b>Must be completed. It may be completed by students, Examiners, or other testing staff.</b></p> <p>The Form field is to be completed with the form number of the multiple-choice test booklet that the student is administered.</p> <p>The complete form number is printed on the test booklet and indicates the following: test level (3, 4, 5, 6, 7, 8, CSH, or EOC), subject test code (3-digit number), followed by a dash (-), the beginning “letter” of the subject as appropriate, and four numbers.</p> <p><b>Only the last four numbers must be entered on the answer document.</b></p> <p>The letter that represents the test subject is pre-coded in the first column of the Form field <i>Form</i>, as follows:</p> <p>“R” for the <i>Reading</i> test<br/> “M” for the <i>Mathematics</i> test<br/> “S” for the <i>Science</i> test<br/> “H” for the <i>History/Social Science</i> test<br/> “W” for the <i>Writing</i> test<br/> “I” for the Integrated Reading and Writing Component</p> <p>After the test, Examiners should verify that the test form number entered in Field F matches the test booklet that bears that student’s name.</p> |
| <p><b>Prompt Number</b> (<i>Writing tests</i>)</p>   | <p><b>Prompt Number must be completed.</b></p> <p>It may be completed by students, Examiners, or other testing staff.</p> <p>Prompt Number is to be completed with the 4-digit prompt number that appears near the top of the student’s writing prompt sheet.</p> <p>After the test, Examiners should verify that the 4-digit writing prompt number written and filled in Prompt Number matches the writing prompt sheet that bears the student’s name.</p>   |
| <p><b>Test Date</b></p>  | <p><b>Test Date must be completed.</b></p> <p>Students, Examiners, or other school staff members may complete Test Date.</p>  |
| <p><b>Testing Status</b> (<i>not available on all answer documents</i>)</p>                | <p>It is preferred that you use the online system to account for a student who qualified for a paper SOL test but was not tested. Access the student’s test assignment in PearsonAccess<sup>next</sup> and either change the format from paper to online or assign the corresponding online version of the test. Create a test session and assign the student to the session. Start the session and mark the test complete and select the testing status reason from the dropdown in PearsonAccess<sup>next</sup>. <b>NOTE:</b> Testing Status is not applied to any Fall or Winter Growth Assessments.</p>   |
| <p><b>Special Test Accommodations</b></p>  | <p>Many paper answer documents do not list any accommodation codes or do not list all the accommodation codes available for a test. Accommodation codes must be applied to the student’s test record in PearsonAccess<sup>next</sup>.</p>   |
| <p><b>2nd Attempt</b></p>  | <p><b>Second Attempt MUST be completed for Term Graduates who take the EOC Writing test twice during the Writing Administration.</b></p> <p>This field must be completed <b>ONLY</b> on the student’s second answer document attempt by school staff. Leave Second Attempt <b>BLANK</b> on the student’s first attempt answer document.</p>   |
| <p><b>2010 Standards</b></p>   | <p><b>2010 Standards is no longer required. It should be left blank.</b></p>  |

## 7. STC’S COORDINATION OF THE SCHOOL’S ADMINISTRATION OF THE PAPER TESTS

### 7.1 Preparing Materials for Test Examiners

Do not open shrink-wrapped packages of test booklets until needed. Whenever a pack of test booklets/prompts is opened, the contents must be counted immediately and the *Assembly ID Sheet* completed to verify the quantity of items in the pack. In preparing test materials for Examiners, the STC may open packs of test booklets (counting pack contents and filling out the *Assembly ID Sheet*) and distribute the test booklets between Examiners as necessary. The “loose” test booklets do not need to be re-sealed in envelopes. However, all test booklets must be stored in a locked secure location until distributed to Examiners.

Examiners may not open the sealed packages of *Writing* prompts more than 30 minutes before the short-paper testing session. However, if necessary, the STC may open packages of *Writing* prompts more than 30 minutes before the short-paper testing sessions in order to provide sufficient quantities to the Examiners, as long as the following process is followed: The STC opens the pack of prompts and confirms the quantity on the package’s *Assembly ID Sheet*. The STC must photocopy the *Assembly ID Sheet* in sufficient quantity to provide one for each re-distributed pack and must write the new quantities on the copies. Then the STC must re-seal the prompts with their corresponding “new” *Assembly ID Sheets* in a large, opaque, envelope. **NOTE:** The STC is prohibited from reading the prompt and from disclosing, sharing, or discussing the prompt with anyone.

### 7.2 Check-Out Test Materials

On the scheduled day of testing, check out test booklets/prompts to Examiners.

The quantities of test booklets/prompts distributed to Examiners must be documented. STCs should use the *Transmittal Forms/Affidavit* (available in the Appendix of this manual) to assist with the distribution to and collection of test booklets/prompts from the Examiners.

If applicable, point out to Examiners that they must give special attention to the package’s *Assembly ID Sheet* to verify that the designated EOC Term Graduate test forms are distributed to eligible students. If students are administered an incorrect test form, delivery of score reports may be delayed. The *Assembly ID Sheet* for Term Graduate materials indicates “EOC T. GRAD...” followed by the form number. Refer to the sample of an *Assembly ID Sheet* in the Appendix.

Remind Examiners to keep test booklets in packaging order when distributing to students.

Ensure that each Examiner has the following test materials:

- *Supplement to the Examiner’s Manual* for the content area
- *Examiner’s Manual*
- Multiple-choice test booklets/prompts
- Test answer documents
- Supply of scratch paper
- Supply of No. 2 pencils
- “TESTING IN PROGRESS: DO NOT DISTURB” sign, if available
- Appropriate test manipulatives

Check out materials needed for recording test sessions, as necessary. Use the *Examiner’s/Proctor’s Transmittal Form and Affidavit for Recorded Test Sessions* (available in the Appendix of the administration’s *Test Implementation Manual*).

## 7.3 Check-In Test Materials

Examiners must return test materials to the STC as soon as the test session is completed.

After testing is completed, the STC's responsibilities include accounting for all test materials, accounting for a student's testing status or special test accommodations, and, if applicable, supervising the transcription of student responses, bundling answer documents, and transmitting test materials to the DDOT.

### 7.3.1 Receive All Testing Materials from Examiners

Examiners should return three separate groups of materials to the STC as follows:

#### ■ Group 1 — Scorable Secure Answer Documents:

- all completed and partially completed answer documents, including answer documents for irregularities that required retesting.
- keep answer documents for Term Graduates and out-of-division (Summer administrations only) students separated. During spring testing, Term Graduates' answer documents are often shipped to Pearson separately. Out-of-division students' answer documents must be bundled behind a *Header Sheet* specific for their division.

Verify that the number of students tested and the number of completed and partially completed answer documents match the testing/classroom attendance roster.

**NOTE: No loose scratch papers should be included with the scorable answer documents. Only responses written on the answer documents will be scored.**

#### ■ Group 2 — Non-Scorable Secure Test Materials:

- all test booklets/prompts issued to Examiners for the test session (include braille and large-print Examiner's copies and accompanying audios). **VAAP:** Examiners who administered the accommodation Alternate Representation of Response Options must return the Student Materials, Choice Cards, and all copies and any loose pieces of the Student Materials along with the Examiner's Copy. These secure test materials must be placed into an envelope labeled with the student's name, test name and level, and returned to the STC. Also include all Interpreting/Transliteration notes.
- damaged and/or "VOID" answer documents
- used scratch paper written on by students
- used formula sheets, z-tables, and copies of the *Periodic Table of the Elements* written on by students
- student paper, audio/electronic or video responses used for transcriptions
- audio/electronic or video copies of testing sessions (e.g., read-aloud, interpreting)

Ensure there are no students' answer documents left inside test booklets. Count the test booklets/prompts and verify that all test booklets/prompts have been returned. STCs should use the *Transmittal Forms/Affidavit* (available in the Appendix of this manual) to assist with the collection of test booklets/prompts from the Examiners.

After the tests have been administered and materials are returned to the STC, all who administered a test are required to certify the following:

- I administered the Growth or SOL assessment(s) according to the *School Division Personnel Test Security Agreement*.
- For this certification, the STC should provide the *Transmittal Form and Affidavit for Examiners/Proctors* available in the Appendix.
- **Group 3 — Remaining Non-Scorable Materials:**
  - completed *Assembly ID Sheets*
  - unused and/or unmarked answer documents
  - unused scratch paper
  - unused formula sheets, z-tables, and copies of the *Periodic Table of the Elements*
  - *Examiner's Manuals*
  - *Supplements to the Examiner's Manuals*

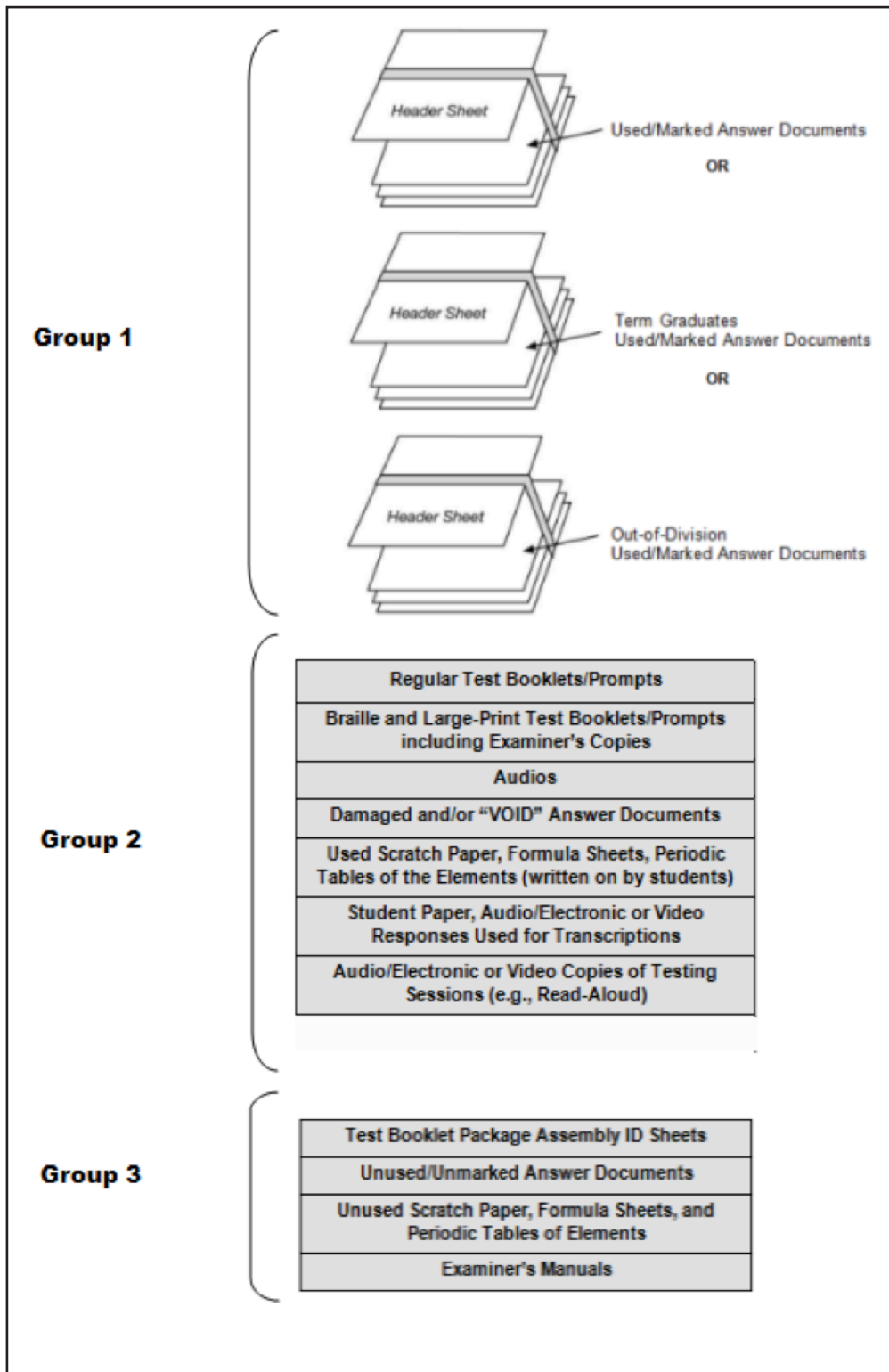
Follow division guidelines regarding the collection and storage of calculators, rulers, and extra unused copies of unused answer documents, formula sheets, z-tables, and the *Periodic Table of the Elements*.

**NOTE:** As applicable, *Examiner's Manuals* and their *Supplements* should be retained at the end of the Fall and Spring testing periods so that they may be reused in the Summer test administration.

- Verify that a completed package *Assembly ID Sheet* is provided for each package of test booklets that has been opened.
- Photocopy any *Assembly ID Sheet(s)* that notes a discrepancy of package contents. Provide a copy to the DDOT and maintain a copy for the school's file.
- Immediately report any missing test booklets to the DDOT. Missing testing materials must be documented in the TIWAS or on the *Test Irregularity Form* provided by the DDOT.



- Verify that Examiners returned three groups of materials as shown in the following diagram.



### 7.3.2 Inspect Students' Answer Documents

- Check all answer documents to ensure they are undamaged, complete, and contain all appropriate student identification information. Careful inspection of the students' answer documents will help prevent scoring delays.
- Ensure that answer documents have been correctly coded with students' demographic information and the STI is correct. Ensure that the correct form number/prompt has been gridded on each answer document.
- Inspect answer documents for improper marks. All marks to be read by the scanners must be dark. Marks made with ballpoint pen, felt-tipped pen, or hard-lead or colored pencils will not be scanned. Darken all light marks with a soft-lead (No. 2) pencil, **but do not alter the students' responses in any way.**
- In the multiple-choice answer sections, stray marks must be completely erased. Scanning machines are extremely sensitive and can sometimes pick up stray marks and erasures as intended responses. When a student has made a change, make sure that the unwanted response is completely erased, **but do not alter the students' responses in any way.**
- Remove any extraneous materials or loose sheets of scratch paper. Loose papers will not be scored.
- Ensure that all demographic sections are coded as described in Section 6.

### 7.3.3 Conduct Transcription of Student Responses

Several accommodations require the transcription of students' test responses onto the regular answer document. These accommodations are available for students as stated in their IEPs, 504 Plans, or LEP Student Assessment Participation Plans or due to a documented temporary condition. **NOTE:** All persons involved in transcriptions must have signed the *School Division Personnel Test Security Agreement* before coming into contact with the test or the student's responses.

In the case of a damaged answer document, the DDOT or STC may authorize transcription of the student's multiple-choice answers and demographic information onto a new answer document. Write the word "VOID" on the demographic page of the original answer document and return it to the DDOT. **NOTE: The students' responses must not be altered in any way.**

- In the case of an accommodation requiring transcription, ensure that the student has recorded her/his answers elsewhere, such as in the test booklet or on a separate sheet of paper.
- Designate an Examiner or another school staff member to perform this transcription. Ensure that the student's responses are not altered in any way.
- All transcriptions must be verified by an authorized second school staff member to ensure that no errors in transcription occurred.
- For students who mark their answers in the test booklet, the student's name should be clearly printed on the test booklet and the booklet returned to Pearson with all other secure materials. If the test booklet needs to be reviewed after being returned to Pearson, notify Assessment Staff at VDOE for assistance.
- The DDOT saves the student's original short paper of the *Writing* test that was used for transcription until scores are received from Pearson and verified and Authorization to Report (ATR) is approved for that test administration.

More detailed information about procedures for transcription is in the Appendix of the administration's *Test Implementation Manual*.

### 7.3.4 Complete Header Sheet

The *Header Sheet* designates to which school the students' scores are to be reported. The STC is responsible for ensuring that *Header Sheets* are completed accurately by the Examiner or another school staff member designee. A sample *Header Sheet* is in the Appendix.

Use the updated *Header Sheets* from Pearson. The updated *Header Sheet* has the Virginia Assessment Program logo in the top left corner. Refer to the appendix for the updated *Header Sheet*. Destroy all previous *Header Sheets* with the SOL logo in the top left corner.

The Division and school information needs to be hand-coded. Directions for completing the *Header Sheet* are as follows:

- Under Level, complete Circle 3, 4, 5, 6, 7, 8, CSH, or EOC for the test administered, as appropriate.
- Under Division Code columns, verify that the correct 3-digit division code is entered correctly.
- Under School Code columns, verify that the correct 4-digit school code is entered correctly.
- Under Administration, complete the circle for the correct administration.
- Verify the number of scorable answer documents in each bundle.
- Under the Number of Documents columns, enter an accurate count of scorable answer documents, which are bundled behind the *Header Sheet*. Numbers are to be right justified. Enter zeros to the left of the number to completely fill the four-digit field. For example, 32 answer documents would be printed and coded as "0032." The total count of scorable answer documents must include documents for all students, both tested and (if applicable) non-tested. To avoid unnecessary delays in report processing, the submitted count of answer documents entered in the Number of Documents field must be accurate.
- The Header Verification Contact information must be completed as directed by the DDOT. The STC or DDOT must complete this section. If issues arise during processing of answer documents, the person listed will be contacted by Pearson to assist in resolution of the issue.

### 7.3.5 Bundle Answer Documents

- Do not bind answer documents with clips or rubber bands; they will damage answer document edges.
- Do not pack voided answer documents with scorable materials.
- Include a completed *Header Sheet* with each bundle of scorable answer documents, by grade level, and wrap them. (For example: all Grade 3 answer documents from the same school may be bundled together behind one *Header Sheet*.)
- Number the bundles sequentially in the spaces marked " \_\_\_\_ of \_\_\_\_ " on the paper bands: for example, "1 of 2" and "2 of 2."

## PAPER BAND EXAMPLE

|        |                     |
|--------|---------------------|
| School | Oaktown High School |
| Level  | EOC—Geometry        |
|        | 4 of 5              |

### 7.3.6 Prepare and Transmit—Scorable Test Materials

The following sections describe preparation of all scorable and non-scorable test materials for delivery to the DDOT.

- Pack the bundles of answer documents in the boxes provided in the school's materials shipment. If needed, new boxes may be ordered through the Orders & Shipment Tracking screens in PearsonAccess<sup>next</sup>.
- Answer documents for each specific test administration must be kept separate from the answer documents of another administration. For example, during Fall testing the answer documents of students completing Fall or Winter Grade 3–8 *Reading and Mathematics* Growth Assessments tests must not be placed in boxes of tests completed under the Fall *Writing or Non-Writing* test administration.
- Cartons may be closed, but seal them only in such a manner that will allow the DDOT to open them easily upon receipt.
- For security purposes, do **not** pack damaged, “voided,” or unused answer documents, manuals, or other materials in any carton that contains secure scorable answer documents.
- Return all cartons to the DDOT as directed in your local schedule.
- Special Situation schools should use a trackable shipping method to send the completed tests back to the DDOT.

### 7.3.7 Prepare and Transmit—Non-Scorable Test Materials

Use the following steps to assemble and return non-scorable test materials to your DDOT.

- Count all test booklets/prompts and verify the numbers of returned materials on the Transmittal form.  
**NOTE:** If you are returning packages of test booklets that did not have to be opened during the testing session, leave them sealed, but be sure to include the unopened packages in your count.
- Include all envelopes containing VAAP student test copies, test pieces, and Interpreting/Transliteration notes.
- Verify the number of Special Test Forms (braille and/or large-print test booklets, including Examiner’s copies—with yellow covers—and regular forms with accompanying audios) returned on the *Transmittal* form.
- Photocopy the completed *Transmittal* form. Attach any *Assembly ID Sheets* with test

booklet/prompt package discrepancies noted. Return the originals to your DDOT. Maintain a copy for your school files.

- For students who mark their answers in the test booklet, the marked test booklets should be bundled separately with a note to the DDOT to this effect. Place these test booklets on top of the others you are returning to the DDOT.
- For security purposes, do not pack used/unused answer documents, online test tickets, manuals, or other materials in any carton that contains secure test booklets.
- Special Situation schools should use a trackable shipping method to send the secure materials back to the DDOT.

### **7.3.8 Disposition of Other Test Materials**

- See Table 5, *STC Disposition of Test Materials*, for instructions on the proper disposition of all testing materials.

**NOTE:** The *Examiner's Manuals*, *Examiner's Resource Guides*, and any *Supplements to the Examiner's Manuals* should be retained at the end of the Fall and Spring test administrations so that they may be reused through the Summer test administration.

### **7.3.9 Prepare and Transmit Affidavits and Forms**

- After all test materials have been returned to your DDOT, complete the *School Affidavit* found in the Appendix of the *Test Implementation Manual*. Sign and date it, and have the building principal sign and date it. This form must be returned to the DDOT by the date specified in your local instructions.
- Transmit all signed *School Division Personnel Test Security Agreement* forms, both online-generated and paper versions, to the DDOT.
- Transmit all test booklets/prompts and/or special forms/kits *Transmittal Forms and Affidavits for Examiners/Proctors* to the DDOT.

**Table 5. STC Disposition of Test Materials**

|  | Item(s)   | Required Signatures       | Disposition  |
|--|---|---------------------------|--|
| <b>Scorable test materials</b>                 | <ul style="list-style-type: none"> <li>■ Answer documents (includes completed, partially completed with testing status code, and not completed with testing status code)</li> <li>■ <i>Header Sheet</i></li> <li>■ Test booklets/prompts, all VAAP student and teacher test materials, and copies, and interpreting/Transliteration notes.</li> <li>■ Braille and large-print test booklets/prompts and audios</li> <li>■ Braille and large-print test booklets/prompts—Examiner’s copies</li> <li>■ Audio copies of test booklets</li> </ul>   | None                      | Packed in cartons and returned to the DDOT per local instructions  |
| <b>Non-scorable, secure test materials</b>     | <ul style="list-style-type: none"> <li>■ Used (written on) <i>Mathematics</i> formula sheets, z-tables, and copies of the <i>Periodic Table of the Elements</i></li> <li>■ Damaged and/or “VOID” answer documents</li> <li>■ Used scratch paper written on by students</li> <li>■ Student and Examiner Authorization tickets</li> <li>■ Student paper, audio, electronic, or video responses used for transcriptions</li> <li>■ Audio/electronic copies of testing sessions (e.g., read-aloud)</li> <li>■ Video copies of testing sessions (e.g., interpretation)</li> <li>■ <i>Test Irregularity Form</i> (if used)</li> </ul> | None                      | Packed in separate cartons (not to be included with answer documents or test booklets) and returned to the DDOT or securely destroyed per local instructions |
| <b>Required forms</b>                          | <ul style="list-style-type: none"> <li>■ Locally required accounting documents for secure materials</li> <li>■ <i>Assembly ID Sheets</i> for test booklets/prompts and those with noted discrepancies attached</li> <li>■ <i>School Division Personnel Test Security Agreements</i></li> <li>■ Transmittal Forms and Affidavits for Examiners/Proctors</li> <li>■ <i>School Affidavits</i></li> </ul>   | STC                       | Submitted to DDOT within 24 hours of occurrence  |
| <b>Non-scorable, non-secure test materials</b> | <ul style="list-style-type: none"> <li>■ <i>Test Implementation Manual</i></li> </ul>   | As stipulated on the form | Returned to the DDOT per local instructions  |
| <b>Non-secure materials</b>                    | <ul style="list-style-type: none"> <li>■ <i>Examiner’s Manuals</i> and their <i>Supplements, Examiner’s Resource Guides</i></li> <li>■ Unused answer documents</li> <li>■ Unused <i>Header Sheets</i></li> <li>■ Unused paper bands</li> <li>■ <i>Supplement to the Test Implementation Manuals</i></li> </ul>  | STC/Principal             | Dispose of according to local procedures.  |
|  |   | N/A                       | Retain for use during the spring and summer administration as directed by the DDOT.  |
|  |   | N/A                       | Store according to DDOT directions.  |

## 8. DDOT’S MANAGEMENT OF THE PAPER TEST MATERIALS

The DDOT is responsible for the receipt of all secure test materials from each school and shipment of these materials to Pearson in accordance with published deadlines in the Virginia Assessment Program Schedule.

After all testing sessions have been completed in all schools, the DDOT’s primary responsibilities will be to:

- organize all schools’ answer documents for return to Pearson in Cedar Rapids, Iowa
- account for and return **all copies** of the secure test booklets, prompts, kits, and audios to Pearson
- dispose of the remaining secure and non-secure test materials

### 8.1 Inspect Answer Documents

- Keep answer documents separate from any non-scorable materials, such as test booklets, loose papers, manuals, and affidavits. Any loose papers with answer documents will not be scored.
- Inspect bundles of answer documents
  - Paper Bands—verify paper bands display the correct information.
  - *Header Sheets*—verify there is one *Header Sheet* for every bundle. If any photocopied *Header Sheets* are found, they must be replaced with unused *Header Sheets* provided by Pearson.
    - Verify the information coded on the *Header Sheet* is complete and accurate.
    - Verify the contact information has been completed.
    - Bundle the answer documents of “outplaced” students who attend a special situation or Quad 8 school using *Header Sheets* that are marked with “8888” for the school code.
    - *Header Sheets* are used to designate which school the scores of the associated answer documents will report. Ensure that multiple schools are not bundled together behind the same *Header Sheet* or errors in score reporting will occur.
- Ensure that the completed *Header Sheet* and the answer documents are in the proper position. The lower left corner of each answer document has been cut at an angle. The *Header Sheet* is printed with one corner shaded. All answer documents should be stacked with the corner cuts lined up.

### 8.2 Pack Answer Documents for Shipping

The answer documents from each specific test administration must not be co-mingled with any other test administration. The answer documents from the Grades 3–8 *Reading* and *Mathematics* Growth Assessments, *Writing* SOL tests, *Non-Writing* SOL, and VAAP test administrations must be shipped in separate cartons using the shipping labels specific to the test administration. Cartons may be filled by putting more than one school’s materials into a single carton as long as the materials remain in proper sequence.

### 8.3 Prepare to Ship (Secure) Scorable Answer Documents

- Pack and secure the boxes. Small bundles of answer documents may be placed into the envelopes provided in the secure scorable materials kit along with a sheet of chipboard.
- For Spring *Writing* administration EOC *Writing* Term Graduate designated tests, ship all Term Graduate scorable answer documents to Pearson by the published deadline (for Term Graduate shipping) in order to receive score reports in time to make graduation decisions

(this deadline is before the non-Term Graduates *Writing* answer documents are due).

- It is important to ship answer documents soon after testing in order to receive scores back in time to administer additional Term Graduate test opportunities prior to the close of the division’s test window or retests under the Expedited Retake policy.

The DDOT may ship all of the division’s other scorable answer documents at one time or return them periodically throughout the test administration. Remember, answer documents should be returned as soon as possible after testing is completed (including make-up testing), **but no later than the last day of the division’s testing window**.

- Securely tape all edges of each carton to help ensure that they do not break open in shipment. If any carton is not completely full, fill the empty space with crumpled paper. Do not use plastic or foam “peanuts.”
- Affix the correct address label to each box.

Affix the correct “Virginia [Administration] Test Scorable Answer Documents” label (located in the Scorable Return Materials Kit) to the top of each sealed carton. Do not use the labels designated for returning non-scorable secure materials. Refer to the Shipping Label Color Chart for details regarding the color of the labels used for each test administration.

Make sure the Pearson address labels used for **return** of test materials are for this test administration. Using leftover labels from other administrations will delay results for your scorable materials.

Count the cartons. Then, in the space provided on the label, number the cartons sequentially. This carton will be “1 of X,” with remaining cartons numbered “2 of X,” “3 of X,” and so on.

The colors of the address labels on the boxes of answer documents shipped from the division to Pearson for each administration are listed below:

**Table 6. Colors of Address Labels to Apply to Boxes of Answer Documents Going to Pearson**

| <b>Administration</b>  | <b>Address Label Color</b>                               |
|--|--|
| <b>Fall and Winter Grades 3–8 Reading/Mathematics Growth Assessments Test Administration</b> | Fall Growth: Aqua<br>Winter Growth: Lavender             |
| <b>Writing Administration</b>  | Fall, Spring, Summer: Blue<br>Spring Term Grad: Lavender |
| <b>Non-Writing Administration</b>  | Fall: Red<br>Spring: Pink<br>Summer: Pumpkin             |

Affix the UPS Shipping label or fill out the Bill of Lading forms. **NOTE:** Bill of Lading forms are only used during the Spring Test Administration when an additional shipping company is used. Find the pre-printed UPS overnight shipping labels or the Bill of Lading next-day shipping forms that were included in your Scorable Return Materials Kit. Follow the directions on the following page for the type of shipping assigned to the division.



**Table 7. Details for Preparing Answer Document Boxes for Shipping to Pearson**

| If using UPS Overnight Shipping Labels   | If using Bill of Lading Next-Day Shipping Form (Spring Test Administration Only)  |
|--|---|
| Verify the pre-printed information on each UPS overnight shipping label. If any of this information is incorrect, make the necessary correction(s). <b>Be sure that your correct telephone number is displayed.</b>  | Verify the pre-printed information on the Bill of Lading next-day shipping form. If any of this information is incorrect, make the necessary correction(s). <b>Be sure that your correct telephone number is displayed.</b> |
| Remove the label backing and affix a completed UPS overnight shipping label to the <b>top of each carton</b> . Ensure the administration designated on the shipping label matches all of the contents of the box.  | Complete only one Bill of Lading per shipment.<br>Keep the completed Bill of Lading form with your shipment. You will give this form to the driver upon pickup.   |
| If you need additional UPS shipping labels or Bill of Lading shipping forms, you can order them through the Orders & Shipment Tracking screens in PearsonAccess <sup>next</sup> or call the Pearson Support Center to avoid billing of this shipment to your division. |   |
| Make sure that the cartons containing scorable answer documents are shipped to the following address:<br><br><b>Pearson<br/>9200 Earhart Lane SW<br/>Cedar Rapids, IA 52404</b>  |   |

#### 8.4 Arrange Pickup of Answer Documents

Answer documents should be shipped as soon as possible after testing is completed, but no later than the last day of the division's testing window.

**Table 8. Details for Contacting the Shipping Company for Pick-up of Answer Document Boxes for Shipment to Pearson**

| If Using UPS:   | If Using a shipping company with Bill of Lading (Spring Test Administration Only):  |
|---|---|
| Contact UPS at 800-823-7459, <b>24 to 48 hours before you expect to have your shipment ready</b> . Tell the UPS representative you are calling in a "pickup request for Pearson" and will be using their "Return Service." <u>You must specify that your shipment is for overnight delivery.</u> Failure to do so may result in a delay of your shipment. | Contact the shipping company the day before you expect to have your shipment ready. Refer to the <b>Scorable Return Materials Kit</b> (referenced in Table 1) for the contact information for the shipping company. |

**Table 8. Details for Contacting the Shipping Company for Pick-up of Answer Document Boxes for Shipment to Pearson, continued**

| <b>If Using UPS:</b>   | <b>If Using a shipping company with Bill of Lading (Spring Test Administration Only):</b>   |
|--|---|
| <p>Provide UPS with the following information:</p> <ul style="list-style-type: none"> <li>• Account number from the return label. <b>NOTE:</b> This account number is proprietary information and should not be shared with the public.</li> <li>• Location where packages are to be picked up</li> <li>• Estimated number of packages that will be available for pickup</li> </ul>  | <p>Be sure to tell the customer service representative that you will be using a pre-paid shipping label.</p>                                  |
| <p>If your building closes before 5 P.M., be sure to instruct UPS to arrive prior to 3 P.M. There may be time constraints for specific pickups based on their location. The UPS representative will let you know if the pickup cannot be made as requested.</p> <p>Once the pickup is confirmed, you will receive a confirmation number from UPS that can be referenced if needed in the future if questions arise or changes occur.</p>   | <p>If your building closes before 5 P.M., be sure to instruct the shipping company to arrive prior to 3 P.M.</p>                              |
| <p>Be sure to keep the removable strips pre-printed with the Tracking Numbers. Detach the strip with the Tracking Number for each label and apply it to the <i>Division Shipment Transmittal Form for UPS Tracking Number Labels</i> (available in the Appendix). When applying each label, indicate the number of the box to which the label will be applied. This will help to ensure that your shipment can be traced if necessary.</p> | <p>Be sure to keep the customer copy of the tracking information. This will help to ensure that your shipment can be traced if necessary.</p> |
| <p>Store the sealed cartons in a locked, secure area until the shipping driver arrives. Make sure that someone will be on-site to meet the driver if you must leave. If you designate someone else to handle this pickup, please provide him or her with a copy of this page of instructions.</p>  |   |
| <p>Do not ship answer documents using the UPS ground labels or the Bill of Lading ground forms, or via U.S. mail, or any other carrier.</p>  |   |
| <p><b>If you need assistance from the shipping company representative, or if the shipping company's driver requests payment for this pickup, call the Pearson Support Center.</b></p>  |   |

### **8.5 Receive and Pack Secure (Non-Scorable) Test Booklets/Prompts/Kits**

Verify that each STC has prepared test booklets prior to delivery to you as follows:

- Quantities of test booklets must have been recorded on the *School Packing List* (Spring administrations only) or on a local *Transmittal* form, and if there are package discrepancies, these must have been documented on the *Assembly ID Sheets*. Include copies of the packages' *Assembly ID Sheets* to explain any differences in the number of test booklets received and returned (see Section 7.3.7).
- Both the original and a photocopy of the *School Packing List/Transmittal Form* and copies of *Assembly ID Sheets* noting a discrepancy should have been returned to the DDOT with the cartons of test booklets. DO NOT send this documentation to Pearson.

Upon receipt of each school's materials, count the test booklets/prompts.

Verify that all of the secure materials within all Special Test Forms Kits (audio, large-print, braille, and all accompanying audios and Examiner copies) have been returned by the STC. Use the *School Packing List/Transmittal Forms* to verify that all of these Special Test Forms secure materials have been returned by the STC.

- The large-print test booklets may be returned in the original boxes; however, if needed, the 14" by 18" boxes may be ordered in PearsonAccess<sup>next</sup>.

Keep the completed *School Packing List/Transmittal Form* and completed *Assembly ID Sheets* to reconcile any discrepancy in test booklet/prompt numbers distributed to and received from examiners/STCs as needed.

- Report any lost test booklets/prompts/kit materials that are not related to package content discrepancies to the Virginia Department of Education as a testing irregularity as soon as the problem is identified. Pearson will be notified of any lost secure test materials. The Virginia Department of Education will request an investigation of any testing improprieties, and implementation of a corrective action plan, as necessary.

Prepare and package all used and unused regular, Special Test Forms (large-print, braille, and regular-audio) booklets/prompts, audios, and Examiner's copy of test booklets/prompts for return shipment.

- The test booklets/prompts/kit materials from each specific test administration must not be co-mingled with any other test administration. The test booklets from the Grades 3–8 *Reading* and *Mathematics* Growth Assessments, *Writing* SOL tests, *Non-Writing* SOL tests, and VAAP test administrations must be shipped in separate cartons using the shipping labels specific to the test administration.

Securely tape all edges of each carton to help ensure that they do not break open in shipment. If any carton is not completely full, fill the empty space with crumpled paper. Do not use plastic or foam "peanuts."

All secure materials sent to a division and its schools must be returned to Pearson **no later than four weeks after the end of the division's testing window**. No secure test materials may be retained in the division or in any school unless authorized by the VDOE Office of Student Assessment.

## 8.6 Organize and Ship Secure Test Materials (Non-Scorable) to Pearson

**Affix the Correct Address Label to each box.**

- Affix a "Virginia [Administration] Non-Scorable Secure Test Materials" label (located in the Non-Scorable Return Materials Kit, referenced in Table 1) to the top of each sealed carton. Do not use the labels designated for returning scorable answer documents. Listed on the following page are the colors of the address labels on the boxes of secure non-scorable testing materials shipped from the Division to Pearson for each administration:

**Table 9. Colors of Address Labels to Apply to Boxes of Secure Testing Materials Returning to Pearson**

- Make sure the Pearson address labels used for **return** of materials are for this test administration. Using leftover labels from other administrations will delay results for your scorable materials.

| <b>Administration</b>  | <b>Address Label Color</b>                      |
|--|---|
| <b>Fall and Winter Grades 3–8 Reading/Mathematics Growth Assessments Test Administration</b> | Fall Growth: Magenta<br>Winter Growth: Gold     |
| <b>Writing Administration</b>  | Fall, Spring, Summer: Green                     |
| <b>Non-Writing Administration</b>  | Fall: Yellow<br>Spring: Peach<br>Summer: Purple |
| <b>VAAP</b>  | Spring: Yellow                                  |

- On each label, enter the name of your school division on the DIVISION NAME line. Next, on each label, use a permanent marker to consecutively number the cartons for this school, beginning with the first carton through the last carton (#1, #2, #3, etc.).
- As you work through the school’s materials, check to see if each carton is completely full. If not, fill the empty space with crumpled paper.
- Repeat the first three steps above for every school in the division.
- As you number the cartons, make sure that all carton numbers are consecutive across the division. For example, if the first school’s last carton was #3, the first carton for the second school will be #4.

### 8.7 Arrange Pickup of Secure (Non-Scorable) Test Materials

Test materials must be shipped no later than four weeks after the end of the division’s testing window.

**Table 10. Details for Preparing Secure Testing Materials Boxes, Contacting the Shipping Company, and Shipping to Pearson**

| <b>If Using UPS:</b>  | <b>If Using a shipping company with Bill of Lading (Spring Test Administration Only):</b>                                     |
|---|---|
| Locate the UPS Ground shipping labels. Place one of the UPS labels on <b>top</b> of each carton.  | Locate the Bill of Lading Ground shipping forms and complete the Bill of Lading form.   |
| Detach the strip with the tracking number for each label and apply it to the <i>Division Shipment Transmittal Form for UPS Tracking Number Labels</i> (located in the Appendix). When applying each label, indicate the number of the box to which the label will be applied. | You will receive a customer copy of the Bill of Lading shipping form that will include tracking information for your records. |

**Table 10. Details for Preparing Secure Testing Materials Boxes, Contacting the Shipping Company, and Shipping to Pearson, continued**

| If Using UPS:   | If Using a shipping company with Bill of Lading (Spring Test Administration Only): |
|---|--|
| <p>Contact the shipping company your division was assigned the day before you expect to have your shipment ready.</p> <p>You must specify that your shipment is for ground delivery. Failure to do so may result in a delay of your shipment.</p> <p>Tell the customer service representative that “the shipment is to be paid by Pearson” and that you will be using the company’s “Ground Service.”</p> |  |
| <p>Make sure that all cartons containing non-scorable secure test materials are shipped to the following address:</p> <p style="text-align: center;"><b>Pearson<br/>7405 Irish Drive SW<br/>Cedar Rapids, IA 52404</b></p>  |  |
| <p>Store the sealed cartons in a locked, secure area until the shipping driver arrives. Make sure that someone will be on-site to meet the driver if you must leave. If you designate someone else to handle this pickup, please provide him or her with a copy of this page of instructions.</p>   |  |
| <p><b>Do not ship test booklets using the UPS overnight labels or Bill of Lading next day forms, via U.S. mail, or any other carrier.</b></p>   |  |
| <p>If you need assistance from the shipping company representative, or if the shipping company’s driver requests payment for this pickup, call the Pearson Support Center.</p>  |  |

## 8.8 Review Disposition of All Test Materials

- ☑ See Table 11, *DDOT Disposition of Test Materials*, for instructions on the proper disposition of all testing materials.

All used scratch paper, *Mathematics* formula sheets, z-tables, and copies of the *Periodic Table of the Elements* that have been written on must be securely destroyed (securely shredded or burned); unused answer documents and *Examiner’s Manuals* should be saved and used in future testing; any other non-secure material may be recycled or thrown away. Make sure that your local instructions for disposition of these materials are clear. STCs may destroy these items or you may collect them and destroy them yourself.

The following materials must be kept secure in the division until scores have been returned from Pearson and verified and Authorization to Report (ATR) is approved for the test administration, then securely destroyed: Answer documents marked “VOID,” student paper, audio/video, or electronic responses used for transcriptions, and audio/video, electronic copies of testing sessions (such as read-aloud), and other instances as required by the special testing accommodation.

**NOTE:** Instruct the STCs to retain the *Examiner’s Manuals* and their *Supplements* at the end of the Fall testing period so that they may be reused in the Spring and Summer test administrations. Unused updated *Header Sheets* may be retained and used in other test administrations. An example of the updated Header Sheet is located in the Appendix.

Instruct STCs on procedures for storing calculators, rulers, compasses, and protractors/angle rulers, dictionaries and pencils.

Do **not** pack the materials listed above with the test booklets that are returned to Pearson. There is no requirement that you inspect any of these materials.

## 8.9 Verify Receipt of Required Forms from STCs

- Obtain as quickly as possible any forms that you may not have yet received:**
  - *School Division Personnel Test Security Agreements (Including Examiners/Proctors)*
  - *Transmittal Forms*
  - *Examiners' completed Test Booklet Package Assembly ID Sheets*
  - *Examiners' completed Writing Prompt Package Assembly ID Sheets*
  - *Examiners' completed Specials Kit Package Assembly ID Sheets for test booklets and prompts*
  - *Any test booklet or prompt Assembly ID Sheets with noted discrepancies should be attached to the School Packing List/Transmittal Form*
  - *School Affidavit*
- Retain these forms in accordance with the local records retention schedule.

**Table 11. DDOT Disposition of Test Materials**

|  | Item(s)   | Required Signatures          | Disposition  |
|--|---|------------------------------|--|
| <b>Scorable test materials</b>                 | <ul style="list-style-type: none"> <li>■ Answer documents (includes completed, partially completed with testing status code, and not completed with testing status code) bundled behind <i>Header Sheets</i></li> <li>■ Test booklets/prompts, all VAAP student and teacher test materials, and copies, and Interpreting/Transliteration notes.</li> <li>■ Braille and large-print test booklets/prompts and Examiners' copies of test booklets/prompts</li> <li>■ Audio copies of test booklets</li> </ul> | None                         | Packed in cartons with labels (see Table 6) and shipped by assigned shipping company (overnight) to Cedar Rapids, IA <ul style="list-style-type: none"> <li>■ Packed and shipped with (see Table 9) labels by assigned shipping company (ground) to Cedar Rapids, IA</li> <li>■ Large-print test booklets are packed in <b>original</b> boxes and returned to Pearson</li> </ul> |
| <b>Non-scorable, secure test materials</b>     | <ul style="list-style-type: none"> <li>■ Student and Examiner Authorization tickets (online testing)</li> <li>■ Used (written on) <i>Mathematics</i> formula sheets, z-tables, and copies of the <i>Periodic Table of the Elements</i></li> <li>■ Used (written on) scratch paper</li> </ul>  | None                         | Securely destroy according to local procedures   |
|  | <ul style="list-style-type: none"> <li>■ Damaged and/or "Void" answer documents</li> <li>■ Student paper, audio, electronic, or video responses used for transcriptions</li> <li>■ Audio/electronic, video copies of testing sessions (such as the recording for a read-aloud session, interpretation)</li> </ul>   | None                         | Keep secure in the division. After scores are reported and verified, securely destroy according to local procedures  |
|  | <ul style="list-style-type: none"> <li>■ <i>Test Irregularity Form(s)</i> (if needed)</li> </ul>  | STC/DDOT                     | Submitted to VDOE through TIWAS if applicable  |
| <b>Required Forms</b>                          | <ul style="list-style-type: none"> <li>■ <i>Assembly ID Sheets</i> for test booklets/prompts and those with noted discrepancies attached</li> </ul>   | Examiners/STC                | Retained in DDOT's file in accordance with the local Records Retention and Disposition Schedule  |
|  | <ul style="list-style-type: none"> <li>■ Locally required accounting documents for secure materials</li> </ul>  | Examiners/Proctors           |  |
|  | <ul style="list-style-type: none"> <li>■ <i>School Division Personnel Test Security Agreements</i> and <i>Transmittal Forms</i> and <i>Examiner/Proctor Affidavits</i>.</li> </ul>  | DDOT                         |  |
|  | <ul style="list-style-type: none"> <li>■ <i>Packing Lists</i></li> </ul>  | STC/Building Principal       |  |
|  | <ul style="list-style-type: none"> <li>■ <i>School Affidavit</i></li> </ul>   | DDOT/Division Superintendent |  |
| <b>Non-secure materials</b>                    | <ul style="list-style-type: none"> <li>■ <i>School Division Affidavit</i></li> <li>■ <i>Examiner's Manuals</i> and their <i>Supplements, Examiner's Resource Guides</i></li> <li>■ Unused answer documents</li> <li>■ Unused <i>Header Sheets</i></li> <li>■ Unused paper bands</li> </ul>  | N/A                          | Retain for use during the spring and summer administrations.   |
| <b>Non-scorable, non-secure test materials</b> | <ul style="list-style-type: none"> <li>■ <i>Test Implementation Manuals</i></li> <li>■ Unused return shipping labels</li> </ul>   | N/A                          | Dispose of according to local procedures.  |
|  | <ul style="list-style-type: none"> <li>■ Calculators, compasses, protractors, angle rulers, rulers, dictionaries, and pencils</li> </ul>  | N/A                          | Store according to local procedures.   |







## **Special Test Forms/Kits Transmittal Form and Affidavit for Examiners/Proctors**

|   |   |                             |
|---|---|-----------------------------|
| <b>Select the Administration:</b><br><input type="checkbox"/> Growth <input type="checkbox"/> <i>Writing SOL</i><br><input type="checkbox"/> <i>Non-Writing SOL</i> <input type="checkbox"/> VAAP | <b>Select the Season:</b><br><input type="checkbox"/> Fall <input type="checkbox"/> Winter<br><input type="checkbox"/> Spring <input type="checkbox"/> Summer | <b>School Year:</b><br><br> |
| <b>Division Name:</b><br><br>   | <b>School Name:</b><br><br>   | <b>Test Date:</b><br><br>   |

**Directions:** Use this transmittal form to track and verify the distribution of special test booklets/prompts issued to Examiners for the specified testing location. At the completion of the test, the Examiner must read and sign the Examiner’s Affidavit. Proctors who were present for some or all of the test session must provide their name, test name and location, and sign the Proctor’s Affidavit.

| <b>Examiner’s or Proctor’s Name</b><br>(type or print) | <b>Test Name and Location</b> | <b>Item Type and Quantity Select:</b><br><input type="checkbox"/> <b>Test Booklets</b><br><input type="checkbox"/> <b>Prompts</b><br>In the space below indicate kit type: audio, large-print (LP), LP w/ audio, braille (B), or B w/ audio and the number of kits issued to this Examiner. | <b>Examiner’s Initials</b><br>verifies receipt of the specified testing materials for the location indicated. | <b>STC Initials</b><br>verifies return of the secure test materials indicated. | <b>Examiner Affidavit</b><br>administered the specified Growth, SOL, or VAAP assessment, at the location indicated, according to the <i>School Division Personnel Test Security Agreement</i> . | <b>Proctor Affidavit</b><br>I assisted with/observed the administration of the specified Growth, SOL, or VAAP assessment, at the location indicated, and certify that the test was administered according to the <i>School Division Personnel Test Security Agreement</i> . |
|--|-------------------------------|---|---|--|---|---|
|  |                               |   |   |  |   |   |
|  |                               |   |   |  |   |   |
|  |                               |   |   |  |   |   |
|  |                               |   |   |  |   |   |
|  |                               |   |   |  |   |   |
|  |                               |   |   |  |   |   |
|  |                               |   |   |  |   |   |
|  |                               |   |   |  |   |   |
|  |                               |   |   |  |   |   |
|  |                               |   |   |  |   |   |

# Sample Packing List for Additional Order

## VIRGINIA STANDARDS OF LEARNING WRITING SECURE TEST MATERIALS DIVISION OVERAGE PACKING LIST

Deliver To: 555  
JUDSON COUNTY  
2510 N Dodge St  
Iowa City, VA 52245-9555  
Virginia Program Team  
Phone: (866) 6509425  
Fax: (319) 3584298

Ship To: 555  
JUDSON COUNTY  
2510 N Dodge St  
Iowa City, VA 52245-9555  
Virginia Program Team  
Phone: (866) 6509425  
Fax: (319) 3584298

### LEGEND

|                         |                     |
|-------------------------|---------------------|
| ALT: Alternate          | NON-WR: Non-Writing |
| ANS: Answer             | NON-SEC: Non-Secure |
| BR: Braille             | REV: Revised        |
| DOC: Document           | PE: Plain English   |
| ECON: Economics         | PRES: Present       |
| EXP-R: Expedited Retake | SEC: Secure         |
| FM: Form                | SS: Social Science  |
| GEO: Geography          | TB: Test Booklet    |
| GR: Grade               | PK 5: Pack of 5     |
| HIST: History           | PK 10: Pack of 10   |
| LP: Large Print         | PK 25: Pack of 25   |

| Item       | Item Description                         | Package Details | Total Qty Packed | Qty Back Ordered | Packed in Box Number |
|------------|--|-----------------|------------------|------------------|----------------------|
| VA00000019 | PAPER BANDS, PK 5                        | 1 pack of 5     | 5                | 0                | 1                    |
| VA00007803 | TG SCOREABLE RETURN LABELS,LAVENDER, GEN | Single          | 1                | 0                | 1                    |

For Internal Use Only:

12-SEP-17 12:24

Pick Batch: 3610330

Delivery: 44052184

Order/Line: 6262284/1

Sequence:

Page 1 of 2

# Sample Packing List for Additional Order

## VIRGINIA STANDARDS OF LEARNING WRITING SECURE TEST MATERIALS DIVISION OVERAGE PACKING LIST

Deliver To: 555  
JUDSON COUNTY

Ship To: 555  
JUDSON COUNTY

### Verification of Shipment

As indicated on the packing list, all copies of the SOL testing materials were received in this shipment.  
\_\_\_\_\_ (Yes/No)

If "No", please indicate missing materials or discrepancies.

---

---

---

Signature: \_\_\_\_\_ Date: \_\_\_\_\_

Division Name: \_\_\_\_\_

|                        |         |           |          |                 |             |
|------------------------|---------|-----------|----------|-----------------|-------------|
| For Internal Use Only: |         |           |          | 12-SEP-17 12:24 |             |
| Pick Batch:            | 3610330 | Delivery: | 44052184 | Order/Line:     | 6262284/1   |
| Sequence:              |         |           |          |                 | Page 2 of 2 |

## Sample Test Booklet Package Assembly ID Sheet

**VIRGINIA**  
**GRADES 3-8 READING AND MATHEMATICS**  
**SECURE TEST MATERIALS**


Assembly ID Sheet

Name of Test

Form Number

Item

8 READ 2017 FM R0140 PK 2



VA00041079

Quantity

AFTER OPENING THIS PACKAGE BUT BEFORE DISTRIBUTING ITS CONTENTS TO THE STUDENTS:

1. Count the number of test materials contained in this package.
2. Check the one that is applicable and explain any discrepancy.
  - The number of test materials in this package matches the number indicated in the description.
  - The number of test materials in this package DOES NOT match the number indicated in the description.

Discrepancy: \_\_\_\_\_


\_\_\_\_\_

3. Signature \_\_\_\_\_ Date \_\_\_\_\_
4. Return this Assembly ID sheet to the STC along with all enclosed test materials

|                        |                               |                   |
|------------------------|-------------------------------|-------------------|
| For Internal Use Only: |                               | Pack Station: C   |
| PGM-SSN: N/A           | Discrete Job: KT3889299       | Batch #: N/A      |
| Page: 1                | PKT: <b>N/A</b> Of <b>N/A</b> | Seq #: <b>N/A</b> |

# Sample Header Sheet

**NOTE:** The *Header Sheet* may be used for any bundle of answer documents and **MUST** be completed prior to submission.



**MARKING INSTRUCTIONS**

- Use only soft lead pencil (No. 2).
- Do NOT use ink or ball point pen.
- Make heavy dark marks that completely fill in the circles.
- Erase completely any marks that you wish to change.
- Make NO stray marks on this sheet.

USE NO. 2 PENCIL ONLY

**CORRECT MARK**

○ ● ○ ○

**INCORRECT MARK**

○ ⊗ ○ ●

## Header Sheet

**PLEASE SUPPLY THE FOLLOWING INFORMATION IF BLANK:**

DIVISION \_\_\_\_\_

SCHOOL \_\_\_\_\_

**LEVEL**

MARK ONLY ONE

3

4

5

6

7

8

CSH

EOC

**DIVISION CODE**

|  |   |   |   |
|--|---|---|---|
|  | 0 | 0 | 0 |
|  | 1 | 1 | 1 |
|  | 2 | 2 | 2 |
|  | 3 | 3 | 3 |
|  | 4 | 4 | 4 |
|  | 5 | 5 | 5 |
|  | 6 | 6 | 6 |
|  | 7 | 7 | 7 |
|  | 8 | 8 | 8 |
|  | 9 | 9 | 9 |

**SCHOOL CODE**

|   |   |   |   |
|---|---|---|---|
| 0 | 0 | 0 | 0 |
| 1 | 1 | 1 | 1 |
| 2 | 2 | 2 | 2 |
| 3 | 3 | 3 | 3 |
| 4 | 4 | 4 | 4 |
| 5 | 5 | 5 | 5 |
| 6 | 6 | 6 | 6 |
| 7 | 7 | 7 | 7 |
| 8 | 8 | 8 | 8 |
| 9 | 9 | 9 | 9 |

**ADMINISTRATION**

GROWTH ASSESSMENT – FALL

GROWTH ASSESSMENT – WINTER

FALL

SPRING

SUMMER

**REQUIRED:**

**HEADER VERIFICATION CONTACT**

Please follow Division Director of Testing instructions for completing.

NAME \_\_\_\_\_ PHONE \_\_\_\_\_ DATE \_\_\_\_\_

PLEASE PRINT

**NUMBER OF DOCUMENTS**

PRINT ONE NUMERAL PER BOX, RIGHT JUSTIFIED (e.g., 0032); THEN MARK THE CORRESPONDING CIRCLES.

|  |   |   |   |   |
|--|---|---|---|---|
|  | 0 | 0 | 0 | 0 |
|  | 1 | 1 | 1 | 1 |
|  | 2 | 2 | 2 | 2 |
|  | 3 | 3 | 3 | 3 |
|  | 4 | 4 | 4 | 4 |
|  | 5 | 5 | 5 | 5 |
|  | 6 | 6 | 6 | 6 |
|  | 7 | 7 | 7 | 7 |
|  | 8 | 8 | 8 | 8 |
|  | 9 | 9 | 9 | 9 |

**PEARSON USE ONLY**

|   |   |   |   |   |   |   |   |   |    |    |    |    |    |    |
|---|---|---|---|---|---|---|---|---|----|----|----|----|----|----|
| 1 | 2 | 3 | 4 | 5 | 6 | 7 | 8 | 9 | 10 | 11 | 12 | 13 | 14 | 15 |
| 0 | 0 | 0 | 0 | 0 | 0 | 0 | 0 | 0 | 0  | 0  | 0  | 0  | 0  | 0  |
| 1 | 1 | 1 | 1 | 1 | 1 | 1 | 1 | 1 | 1  | 1  | 1  | 1  | 1  | 1  |
| 2 | 2 | 2 | 2 | 2 | 2 | 2 | 2 | 2 | 2  | 2  | 2  | 2  | 2  | 2  |
| 3 | 3 | 3 | 3 | 3 | 3 | 3 | 3 | 3 | 3  | 3  | 3  | 3  | 3  | 3  |
| 4 | 4 | 4 | 4 | 4 | 4 | 4 | 4 | 4 | 4  | 4  | 4  | 4  | 4  | 4  |
| 5 | 5 | 5 | 5 | 5 | 5 | 5 | 5 | 5 | 5  | 5  | 5  | 5  | 5  | 5  |
| 6 | 6 | 6 | 6 | 6 | 6 | 6 | 6 | 6 | 6  | 6  | 6  | 6  | 6  | 6  |
| 7 | 7 | 7 | 7 | 7 | 7 | 7 | 7 | 7 | 7  | 7  | 7  | 7  | 7  | 7  |
| 8 | 8 | 8 | 8 | 8 | 8 | 8 | 8 | 8 | 8  | 8  | 8  | 8  | 8  | 8  |
| 9 | 9 | 9 | 9 | 9 | 9 | 9 | 9 | 9 | 9  | 9  | 9  | 9  | 9  | 9  |

203016-001:321 Printed in the USA by Pearson ISD36305

P 7 4 2 1 P 7 4 2 1 P 7 4 2 1 P 7 4 2 1 P 7 4 2 1 P 7 4 2 1 P 7 4 2 1 P 7 4 2 1

47 46 45 44 43 42 41 40 39 38 37 36 35 34 33 32 31 30 29 28 27 26 25 24 23 22 21 20 19 18 17 16 15 14 13 12 11 10 9 8 7 6 5 4 3 2 1

ONLY the name and phone number of the STC or DDOT should be provided as the "Header Verification Contact."

## Property of the Virginia Department of Education

Copyright © 2024 the Commonwealth of Virginia, Virginia Department of Education, P.O. Box 2120, Richmond, Virginia 23218-2120. All rights reserved. Except as permitted by law, this material may not be reproduced or used in any form or by any means, electronic or mechanical, including photocopying or recording, or by any information storage or retrieval system, without written permission from the copyright owner. Commonwealth of Virginia public school educators may reproduce any portion of this manual for non-commercial educational purposes without requesting permission. All others should direct their written requests to the Virginia Department of Education at the above address or by email to: **Student\_Assessment@doe.virginia.gov**.

Printed in the United States of America