

A Parent's Guide to Understanding the 2023-2024 Growth Assessments for 7th Grade Students


Virginia students take Growth Assessments in Math and Reading in the fall and winter and the Standards of Learning (SOL) Assessments in the spring. During the fall and winter, teachers are using the results of these tests to understand how much students learned. As partners to our teachers and students, we have created this guide for any parent or caregiver who would like to learn more about the tests and how results can be used to celebrate growth and advocate for additional support, such as tutoring, to strengthen foundational skills.

Let's get started!

1. Locate your child's **Student Detail by Question (SDBQ)** report for the Fall or Winter Growth Assessment for each test (label 1).

STUDENT NAME
 State Testing Identifier: 1000000000
 Grade: 7 Group: SAMPLE GROUP
 School: 0000 - EXAMPLE MS
 Division: 000 - EXAMPLE COUNTY

Student Detail by Question



Fall 2023
Virginia Assessment Program
Page 1 of 1

GR 7 MATHEMATICS GROWTH CAT 1

Vertical Scaled Score: **1553** 2
 Test Administration Date: 08/22/2023

Right now, teachers are looking at your child's **growth assessment score** which tells us how close they are to being proficient (on grade level).

2. Find your child's growth assessment score (label 2), called **Vertical Scaled Score** on the report. Using the chart below, find the range that includes your child's score and read the information related to that number. *Example: A score of 1646 in Grade 7 Mathematics is a score that says your child is well prepared for new information on grade level.*

Based on your child's score on the growth assessment, your child:			
	needs additional support.	is at risk.	is generally well prepared.
Grade 7 Mathematics	1110-1550	1551-1645	1646 and above
Grade 7 Reading	1100-1565	1566-1699	1700 and above

3. A question-by-question description of everything covered on your student's test is what we want to look at next. **Locate the charts that look like this on the report.**

The item descriptor, SOL measured, and level of difficulty for each test question presented to the student during this Gr 7 Mathematics Growth CAT test are grouped by reporting category and shown below.

H Item difficulty level is high.	✓ Student answered item correctly.	‡ Indicates the test item was administered in a section of the test where the students were not provided with a calculator.
M Item difficulty level is medium.	✗ Student answered item incorrectly or did not provide a response.	
L Item difficulty level is low.		

Reporting Category	
Number and Number Sense	
Item Difficulty	Item Descriptor and SOL Measured
H M L	
✗	Identify and describe the absolute value of an integer. (6.3C)
✓	‡ Compare and order decimals, fractions, and percents. (6.2B)
✓	Identify and represent integers. (6.3A)




4. Information on the **SDBQ Report** is divided into groups called **Reporting Categories**, such as "Number and Number Sense." Each question's difficulty level is provided. Questions may be low, medium, or high difficulty. A 'check' shows that a question was answered correctly, and an 'x' shows that a question was answered incorrectly.

Item descriptors describe the content and skills for each test question. **The tested SOL** appears at the end of the item descriptor. *On the growth assessments, your child may have received questions for SOL that are above or below their current grade level.*

5. To understand how well your child performed in different reporting categories, **look for questions with the same or similar descriptors**. This shows you how well your child did with different questions addressing the same content and skills.

Answering questions about the same content and skills correctly shows that your child has some understanding in this area. **Answering questions about the same content and skills incorrectly shows that your child may benefit from more support and practice in this area.** If your child answers some questions with the same or similar descriptions correctly and others incorrectly, this inconsistency indicates that your child may benefit from additional practice with this content or skill.

6. Next, take a few minutes to answer the following questions:

Name of the test that you're reviewing: _____
What is the VERTICAL SCALED SCORE? _____ (hint- number between 900-2000)
Look at the REPORTING CATEGORIES, one at a time and tally the number of items they got right 
High _____ Medium _____ Low _____
Now go back to the REPORTING CATEGORIES and tally the number of items they got wrong 
High _____ Medium _____ Low _____
Using your highlighter or other colorful writing tool, highlight the questions that all have the same SOL Measured (number and letter) and write down the SOLs measured that have the most 

These are the opportunities for growth this year through tutoring and teacher guided support!

7. Additional resources are available online to assist you in supporting your child. Visit the [Parent and Caregiver Resources for Virginia Assessments](#) for more information.