

Virginia Department of Education



Online Management of Education Grant Awards (OMEGA) User's Guide

Table of Contents

Subject	Page
Introduction to OMEGA	1
OMEGA Button Guide	2
Accessing OMEGA	3
Changing Passwords	6
Moving Around in Omega	8
OMEGA Home Page	11
View My To-Do List	16
View My Coming Soon List	18
Creating and Submitting a Reimbursement Request	20
Award End and Encumbrance Dates	36
Approving a Reimbursement Request	37
Grant Award Selection	44
Change Object Code Budget	45
Reviewing Object Code Budget Changes	52
View Grant Balances	57
View Pending List	59
View My Reimbursement/Budgets	61
Spend Down Calendar Report	63
Spending Progress Report	65
Submitting Applications	66
Approving Applications	75
Revising a Denied Application	78
Submitting an Amended Application	85
Approving an Amended Application	91
Viewing Applications	94
View My Notifications (not available)	96
Change My Information (not available)	96
View Authorized Designees by Division (not available)	96
View Authorized Designees by Expiration Date (not available)	96
Appendix A - Object Codes	97
Appendix B – Uploading Data for Reimbursements	98
Appendix C – Processing Flow Charts	103
Glossary	107
FAQs	110

Introduction to OMEGA

What is OMEGA?

The Online Management of Education Grant Awards (OMEGA) is an automated grant reimbursement and application system designed and administered by the Virginia Department of Education (the Department). It is used to process grant expenditure reimbursements, budget transfers and application requests. OMEGA is accessed via the Department's secure internet portal, the Single Sign-on for Web Systems (SSWS).

Software and Hardware Requirements

This web-based software is designed for use with the following components:

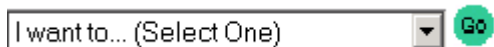
- browsers include Internet Explorer 6.0 and above,
- standard personal computers utilizing Windows 95 operating system or a later version,
- screens displayed optimally in a maximized browser window in a minimum resolution of 800x600 with small fonts (Windows default),
- no open browser bars, and
- Adobe Acrobat reader to view the online documentation.


Standards


- Key instructions or words are printed in **bold**.
- Links are displayed as [underlined text](#).
- There is a link to return to the [Table of Contents](#) at the beginning of each section.
- Screen images are provided throughout.
- Screen images are based on Internet Explorer 6.0 or a later version.
- *Italicized* words are defined in the Glossary.


OMEGA Button Guide

OMEGA buttons are typically represented with the following images.

 Provides a quick link drop-down menu which lists the OMEGA functions available to the user.

 Initiates the selected action or chooses the selected line item.

 Provides additional information about a particular subject depending on where you are in OMEGA. (To the left of a Project Group name, this button shows everyone in the Approval Queue.)

 Expands for more information (who created or approved the request so far) or to download an application.



Returns to the OMEGA home page.

Accessing OMEGA

To access OMEGA, log in using the Department's Single Sign-on for Web Systems (SSWS) at: <https://p1pe.doe.virginia.gov/ssws/login.page.do>. Alternately, access the VDOE Home page at: <http://www.doe.virginia.gov/> and click "SSWS Log In" listed under Quick Links on the right hand side of the page.

The following web page appears.

SSWS Login

Please Enter Your User Name and Password

User Name:

Password:

[I Forgot My Password](#)

VIRGINIA DEPARTMENT OF EDUCATION
NOTICE AND WARNING

This system is the property of the Virginia Department of Education. Access to this system is limited to persons authorized by either the Virginia Department of Education or Virginia School Division Account Managers. Persons permitted access shall use this system only for those purposes for which they have been authorized and shall not share access to their accounts with others. All accesses and activities on this system may be monitored. Any evidence of unauthorized access, unauthorized use, misuse, or abuse of this system or the information contained in this system may be reported to the appropriate authorities for investigation and prosecution. Information accessed via this system may be sensitive and/or confidential. Persons using this information are cautioned that federal, state, and local laws and policy may apply to the dissemination of this information to others.

[Start of Page](#)

Enter the **User Name** assigned by the SSWS Account Manager and **Password**.

Select **Login** to proceed.

A Valid Login

If the Login is successful, the SSWS Application Selection page will appear. Select Online Management of Education Grant Awards-OMEGA to continue.

Please select one of the Applications listed below

APPLICATIONS

[Educational Registry Application \(ERA\)](#) - Educational Registry Application maintains information on DOE divisions, offices and staff. This application also maintains division and school administration, superintendent, superintendent's designee, principal, central office staff, school calendar, school programs, paired schools, division contacts, and triennial census counts.

[Online Management of Education Grant Awards-OMEGA](#) - Online Management of Education Grant Awards for application submission, approvals, award, and financial tracking.

[School Nutrition Program](#) - Application for and distribution of federal funds for the School Nutrition Programs.

[Single Sign-on for WEB Systems \(SSWS\) Admin](#) - Single Sign-on for Web Applications includes maintenance of user information and access privileges for DOE web applications.

An Invalid Login

An incorrect login produces an error message above the User Name and Password. SSWS allows 3 login attempts. On the third incorrect try, the SSWS account is blocked and it must be unblocked by the entity's SSWS coordinator.

SSWS Login

✘ Invalid username/password combination for user 'rangoon.weedshiner'

Please Enter Your User Name and Password

User Name:

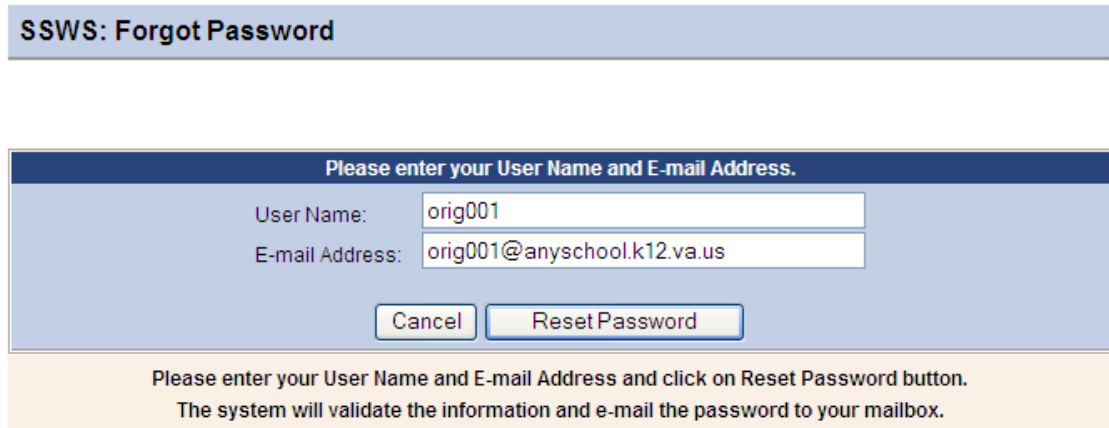
Password:

[I Forgot My Password](#)

A Forgotten Password

If you have forgotten your password:

1. Click on [I Forgot My Password](#) on the SSWS Login screen.
2. Enter your User Name and E-mail address as shown below.



SSWS: Forgot Password

Please enter your User Name and E-mail Address.

User Name:

E-mail Address:

Please enter your User Name and E-mail Address and click on Reset Password button.
The system will validate the information and e-mail the password to your mailbox.

3. Click the “Reset Password” button. If the User Name and E-mail address match the previously assigned information in SSWS, a new password will be sent to your email address. This new password must be used the next time you log on. For security reasons, you will immediately be required to change the password.

Changing Passwords

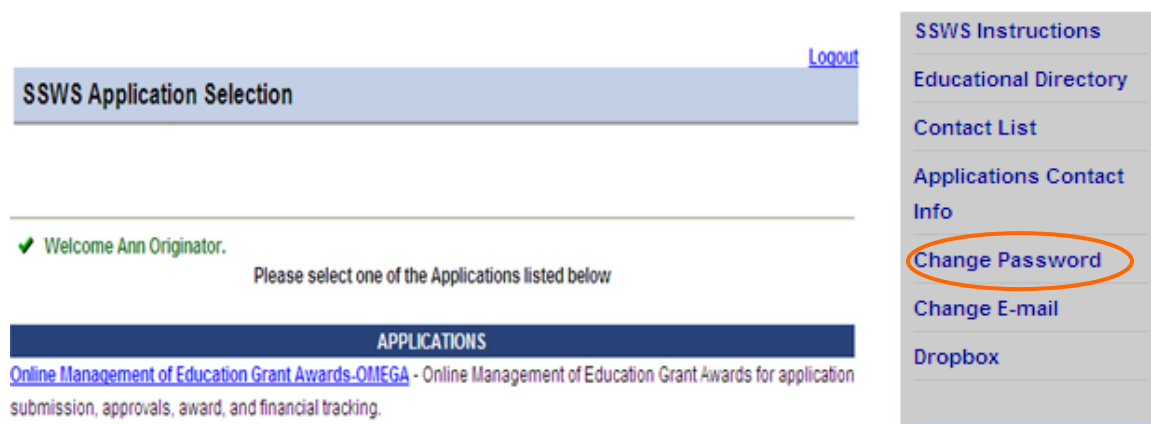
Password Requirements

SSWS passwords MUST:

- be changed at least once every 90 days,
- be at least 8 characters in length,
- differ from the User Name,
- contain at least one special character (not a number or letter)
- contain at least one number
- contain both upper and lower case letters
- not be a previously used password

Changing a Password

1. From the SSWS Application Selection screen, select the Change Password link from the column on the right.



2. Once in the Change Password screen,
 - enter the old password,
 - enter the new password,
 - retype the new password to confirm, and
 - Select Save and Continue to save the information,
 - Passwords must meet certain criteria as listed below.

Change Password

Enter Password Information

Current Password:

New Password:

Confirm New Password:

The password must contain at least 8 characters.
The password must contain at least one number.
The password must contain at least one special character (not a number or letter).
The passwords must contain both upper and lower case letters.
The password cannot be a previously used password.

Note: All passwords display as a series of bullets (●●●●●●●●)

3. The following screen will appear to inform you of the successful change.

[Logout](#)

SSWS Application Selection

✔ Password changed successfully.

Please select one of the Applications listed below

APPLICATIONS

[Online Management of Education Grant Awards-OMEGA](#) - Online Management of Education Grant Awards for application submission, approvals, award, and financial tracking.

[Start of Page](#) · [Skip to Content](#)

4. Select Online Management of Education Grant Awards-OMEGA to continue. Note that Omega is one of many possible Web based systems that can be accessed through SSWS. In the above example Omega is the only option available for the user.

Moving Around In Omega

Omega provides shortcuts to allow quick access to various parts of the screen. For example, clicking on Approval Queue...

I want to... (Select One) [SSWS Home](#) [OMEGA Home](#) [Logout](#)

Request for Reimbursement

[Summary](#) [Details](#) [Approval Queue](#)

Selected Project Group, Project, Award Information

Project Group: NCLB - Title I Part A - Improving Basic Programs

Project: 429010000, Title I - Local Education Agency

Award: S010A080046 Award Year:2008

... takes you to the Approval Status: Clicking on Summary takes you to ...

[Approval Status](#)

[Summary](#) [Details](#)

Status Tracking Number	Status	Status Date	Assigned By	Level	Comments
1264637	Created	04/07/2010	Ann Originator	0	
1264638	Submitted	04/12/2010	Ann Originator	0	

... the Request Summary section.

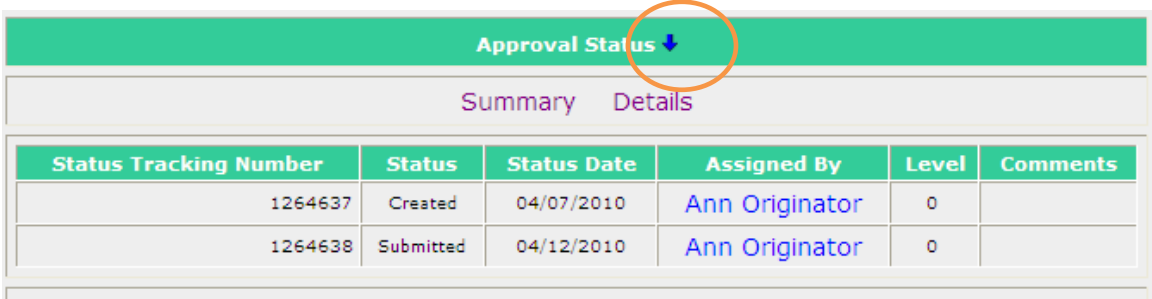
[Reimbursement Request Summary](#)

[Details](#) [Approval Queue](#)

Reimbursement Request Summary

Object Code	No. of Lines	Funds Available Prior to this Request	Funds Requested	Funds Available After this Request	Funds Available After all requests have been taken into consideration
0000	0	28.52	0.00	28.52	28.52
1000	0	10,059.99	0.00	10,059.99	10,059.99
2000	0	1,246.64	0.00	1,246.64	1,246.64
3000	0	0.00	0.00	0.00	0.00
4000	0	0.00	0.00	0.00	0.00
5000	0	0.00	0.00	0.00	0.00
6000	2	20,743.47	15.00	20,728.47	20,728.47
8000	0	0.00	0.00	0.00	0.00
Total Funds	2	32,078.62	15.00	32,063.62	32,063.62

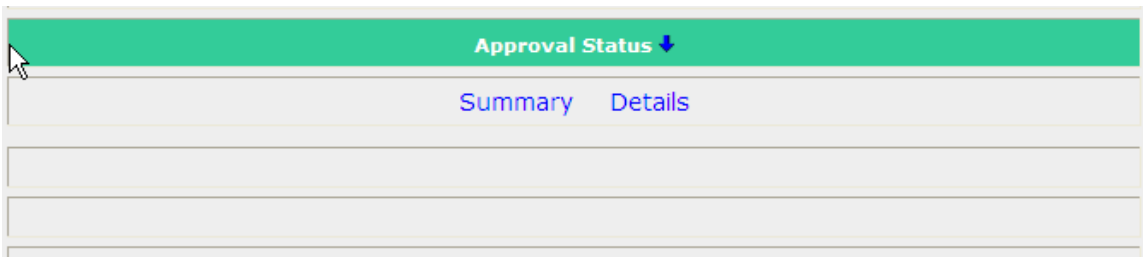
Notice the blue arrow found at various places. Clicking it toggles between showing details of the section ...



The screenshot shows a green header bar with the text "Approval Status" and a blue downward-pointing arrow. Below this is a grey bar with two links: "Summary" and "Details". Underneath is a table with the following data:

Status Tracking Number	Status	Status Date	Assigned By	Level	Comments
1264637	Created	04/07/2010	Ann Originator	0	
1264638	Submitted	04/12/2010	Ann Originator	0	

... and hiding the details:

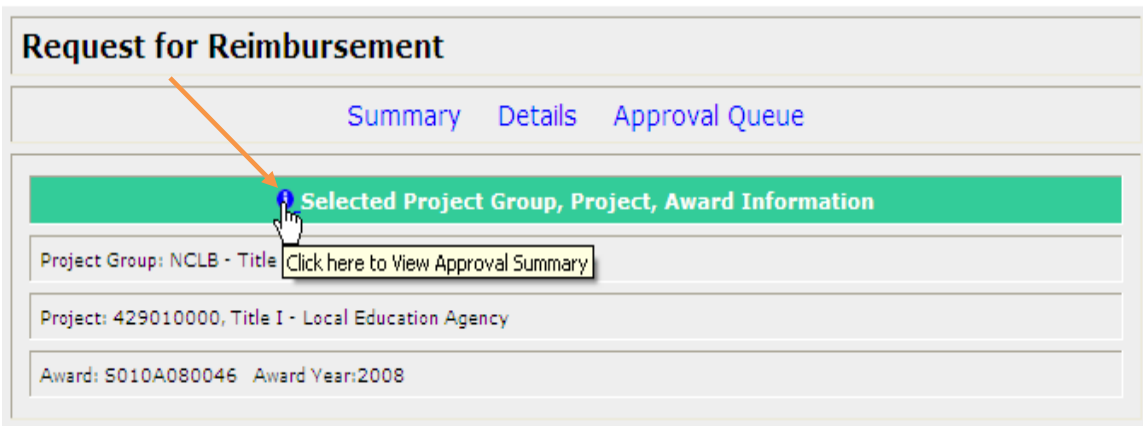


The screenshot shows the same "Approval Status" header and "Summary" / "Details" links. However, the table below is empty, indicating that the details have been hidden.

Clicking on the blue dot with the "i" in it, ...



The screenshot shows a search bar with the text "I want to... (Select One)" and a dropdown arrow. To the right of the search bar is a green "Go" button. Further right are three links: "SSWS Home", "OMEGA Home", and "Logout".



The screenshot shows a section titled "Request for Reimbursement". Below the title are three links: "Summary", "Details", and "Approval Queue". Underneath is a green bar with the text "Selected Project Group, Project, Award Information" and a blue dot with a white "i" icon. A mouse cursor is hovering over the blue dot, and a tooltip box appears with the text "Click here to View Approval Summary". Below the green bar are three rows of information:

- Project Group: NCLB - Title
- Project: 429010000, Title I - Local Education Agency
- Award: S010A080046 Award Year:2008

... opens a pop-up box that shows the Approval Queue

NCLB - Title I Part A - Improving Basic Programs			
Approval Queue for Reimbursement Request			
	Approval Level	# Required	Available Users
LEA	Create Request		Originator, Ann
	Level 1 Approval	0	Not set
	Level 2 Approval	0	Not set
	Level 3 Approval	1	Approver, Art
	Level 4 Approval	0	Not set
SEA	Level 5 Approval	1	Klinger, Maxwell
	Level 6 Approval	1	Schultz, Sgt
	Level 7 Approval	0	Grump, Donald

[Close](#)

Clicking on a name ...

NCLB - Title I Part A - Improving Basic Programs			
Approval Queue for Reimbursement Request			
	Approval Level	# Required	Available Users
LEA	Create Request		Originator, Ann
	Level 1 Approval	0	Not set
	Level 2 Approval	0	Not set
	Level 3 Approval	1	Approver, Art
	Level 4 Approval	0	Not set

[Close](#)

... returns another pop up box with that user's phone number and email address.

The screenshot shows a web browser window with the address bar containing <https://t1.pe.doe.virginia.gov/o...>. The main content area displays the following information:

- First Name : Ann
- Last Name : Originator
- Middle Name :
- Phone Number : 8045551212
- Email Address : Ann.Originator@icc.edu

[Close](#)

At the bottom of the browser window, the status bar shows "Local intranet" and a zoom level of "100%".

OMEGA Home Page

Upon successfully logging into SSWS and selecting Online Management of Education Grant Awards – OMEGA, you will go to the OMEGA Home Page.

The OMEGA Home Page consists of four main sections:

- I want to... Drop-down Box,
- I want to... List, which has the same selections as the Drop-down Box list,
- Announcements, and,
- The user's To-Do List.

In the top right corner, there is also a list of Additional Resources available.

Section 1: I want to... Drop-down box

The “I Want To ... Drop-down Box” provides links to OMEGA functions so that the user can access the desired operation quickly. The functions granted to the logged-on user via the permissions process are the only ones listed in the drop-down box (with the exception of the Views of Authorized Designees functions).

Clicking on the Drop down arrow....

Id	Request Date	Request Type	Description	Action
129630	11/04/2010	Reimbursement Request	\$289.00 for 2009 Award S213C090047, project 429500000: Even Start Family Literacy State Grants	Go
			\$59,785.32 for 2009 Award 5394A090047, project	

.... opens up the “I want to” list. Click on an item in the list to select it, then click on the “Go” button.

SSWS VIRGINIA DEPARTMENT OF EDUCATION

OMEGA Online Management of Education Grant Awards (OMEGA)
 ■ OMEGA SUPPORT
 ■ HELP
 ■ PRINT
 ■ LOGOUT

Current User: Ann Originator Current Subrecipient: 001 - ACCOMACK CO PBLC SCHS

SSWS Home OMEGA Home Logout

Select a funding source Go

- I want to... (Select One)
- Create/Submit a reimbursement
- View my to do list
- Select a funding source
- Change my object code budget
- View my grant balances
- View my coming soon list
- View my pending list
- View my reimbursement/budgets
- Change my information
- Submit an application
- Submit an application amendment
- View an application
- View my Spend Down Calendar Report
- View my Spending Progress Report
- View my notifications
- View Authorized Designees by Division
- View Authorized Designees by Expiration Date

Announcements

reporting requirements for Recovery Funds, all line items for vendor the nine character zip code of the home office of the vendor at the end of the project. Requests lacking this information will be denied.

To Do List (12 items)

Request ID	Request Type	Description	Action
10	Reimbursement Request	\$289.00 for 2009 Award S213C090047, project 429500000: Even Start Family Literacy State Grants	Go
130984	Reimbursement Request	\$59,785.32 for 2009 Award S394A090047, project 625320000: ARRA St Fiscal Stabilization Fund - Education St Grants	Go
131323	Reimbursement Request	\$10,644.71 for 2010 Award V048A100046, project 610950000: CTE Federal Payments	Go
131951	Reimbursement Request	\$15.00 for 2010 Award S010A100046, project 429010000: Title I - Local Education Agency	Go
132038	Reimbursement Request	\$0.00 for 2009 Award S010A090046, project 429010000: Title I - Local Education Agency	Go
132039	Budget Transfer	Moving \$2,282,826.31 within 2010 Award S010A100046, project 429010000: Title I - Local Education Agency	Go
132040	Reimbursement Request	\$0.00 for 2009 Award S010A090046, project 429010000: Title I - Local Education Agency	Go

Section 2: The “I want to... List”

The “I want to... List” shows the same functions as the “I want to... Drop-down Box.” As in the case of the drop-down box, only the functions granted to the logged-on user are available for use (with the exception of the Views of Authorized Designees functions).

Current User: Ann Originator
Current Subrecipient: 001 - ACCOMACK CO PBLC SCHS

Select a funding source Go
[SSWS Home](#) [OMEGA Home](#) [Logout](#)

Announcements

ARRA Funded Grant Reimbursements: Due to reporting requirements for Recovery Funds, all line items for vendor payments of \$25,000 or greater must include the nine character zip code of the home office of the vendor at the end of the vendor name field. Reimbursement requests lacking this information will be denied.

I want to ...

- Create/Submit a reimbursement
- View my to do list
- Select a funding source
- Change my object code budget
- View my grant balances
- View my coming soon


To Do List (12 items)

Id	Request Date	Request Type	Description	Action
129630	11/04/2010	Reimbursement Request	\$289.00 for 2009 Award S213C090047, project 429500000: Even Start Family Literacy State Grants	Go
130984	11/18/2010	Reimbursement Request	\$59,785.32 for 2009 Award S394A090047, project 625320000: ARRA St Fiscal Stabilization Fund - Education St Grants	Go
131323	11/29/2010	Reimbursement Request	\$10,644.71 for 2010 Award V048A100046, project 610950000: CTE Federal Payments	Go

Section 3: Announcements

The Announcements Section includes important broadcast messages for the user. The Department can direct a message to a specific *LEA* or recipients of a specific grant. All broadcast messages include timely, helpful information for the user. The Announcements section should be read frequently as information can change daily.

Announcements

 **ARRA Funded Grant Reimbursements:** Due to reporting requirements for Recovery Funds, all line items for vendor payments of \$25,000 or greater must include the nine character zip code of the home office of the vendor at the end of the vendor name field. Reimbursement requests lacking this information will be denied.

I want to ...

Create/Submit a reimbursement

[View my to do list](#)


To Do List (3 items)

Id	Request Date	Request Type	Description	Action
----	--------------	--------------	-------------	--------

Section 4: The To-Do List

The To-Do List includes items that require action by the logged-on user. Items in the To-Do List vary depending on the user's permissions.

Announcements

 **ARRA Funded Grant Reimbursements:** Due to reporting requirements for Recovery Funds, all line items for vendor payments of \$25,000 or greater must include the nine character zip code of the home office of the vendor at the end of the vendor name field. Reimbursement requests lacking this information will be denied.

I want to ...

Create/Submit a reimbursement

[View my to do list](#)

Select a funding source

Change my object code budget

[View my grant balances](#)

[View my coming soon](#)

To Do List (12 items)

Id	Request Date	Request Type	Description	Action
129630	11/04/2010	Reimbursement Request	\$289.00 for 2009 Award S213C090047, project 429500000: Even Start Family Literacy State Grants	<input type="button" value="Go"/>
130984	11/18/2010	Reimbursement Request	\$59,785.32 for 2009 Award S394A090047, project 625320000: ARRA St Fiscal Stabilization Fund - Education St Grants	<input type="button" value="Go"/>
131323	11/29/2010	Reimbursement Request	\$10,644.71 for 2010 Award V048A100046, project 610950000: CTE Federal Payments	<input type="button" value="Go"/>

Section 5: Additional Resources

In the upper right corner of the home page are four links for additional resources.

- OMEGA SUPPORT creates an email message to the help desk in the Department,
- HELP is a link to online documentation or training,
- PRINT captures the current screen for printing, and
- LOGOUT closes OMEGA.

The screenshot shows the OMEGA system interface. At the top, there is a green header with "SSWS" on the left and "VIRGINIA DEPARTMENT OF EDUCATION" on the right. Below the header, the OMEGA logo is on the left, and the text "Online Management of Education Grant Awards (OMEGA) 3.33" is in the center. A tooltip points to the OMEGA logo with the text "Online Management of Education Grant Awards.". On the right side, there is a menu with four items: OMEGA SUPPORT, HELP, PRINT, and LOGOUT, each with a small green square icon. Below the menu, there is a green bar with "Current User: Ann Originator" on the left and "Current Subrecipient: 015 - BUCKINGHAM CO PBLC SCHS" on the right. Below this bar, there is a search bar with the text "I want to... (Select One)" and a "Go" button. To the right of the search bar are three links: "SSWS Home", "OMEGA Home", and "Logout". At the bottom, there is a green bar with the word "Announcements" in white. Below this bar, there is a red arrow icon pointing right, followed by a text box containing the announcement: "ARRA Funded Grant Reimbursements: Due to reporting requirements for Recovery Funds, all line items for vendor payments of \$25,000 or greater must include the nine character zip code of the home office of the vendor at the end of the vendor name field. Reimbursement requests lacking this information will be denied."

View My To-Do List

The **To-Do List** displays items requiring action.

- **For Originators** this includes reimbursement requests, budget transfers and application requests that have been *created* (saved) and not yet *submitted*. The *Originator's* To-Do List also includes requests where the most recent status is “denied”. Any reviewer in the queue within the LEA or DOE can deny a request and the denied request will return to the Originator’s To-Do list.
- **For reviewers** this would include reimbursement requests, budget transfers and application requests that have been submitted by an Originator and require approval.

Location of the To-Do List

- The To-Do List can always be found on the OMEGA home page.
- It can also be accessed by selecting “**View my to do list**” from the **I want to... Drop-down Box** within OMEGA and then clicking on the green Go button.

The screenshot shows the OMEGA system interface. At the top, there is a green header with 'SSWS' on the left and 'VIRGINIA DEPARTMENT OF EDUCATION' on the right. Below the header is the OMEGA logo and the text 'Online Management of Education Grant Awards (OMEGA) 3.33'. To the right of the logo are four links: 'OMEGA SUPPORT', 'HELP', 'PRINT', and 'LOGOUT'. Below this is a green bar with 'Current User: Ann Originator' and 'Current Subrecipient: 015 - BUCKINGHAM CO PBLC SCHS'. The main content area has a navigation bar with 'SSWS Home', 'OMEGA Home', and 'Logout'. A dropdown menu is open under 'I want to... (Select One)', with 'View my to do list' highlighted in blue. A yellow circle highlights the dropdown menu. A green 'Go' button is located to the right of the dropdown menu. Below the navigation bar, there is a table with 3 items. The table has two columns: 'Description' and 'Action'. The first item is 'or 2008 Award V048A080046, project 610950000: CTE Payments' with a 'Go' button. The second item is '\$5,000.00 within 2009 Award H027A090107, project 0000: IDEA 611 Flow-through' with a 'Go' button. The third item is 'or 2009 Award S010A090046, project 429010000: Title I Education Agency' with a 'Go' button.

Description	Action
or 2008 Award V048A080046, project 610950000: CTE Payments	Go
\$5,000.00 within 2009 Award H027A090107, project 0000: IDEA 611 Flow-through	Go
or 2009 Award S010A090046, project 429010000: Title I Education Agency	Go

The “View my To-Do list” function generates the following To-Do List page.

Current User: Ann Origina Page Header
Current Subrecipient: 001 - ACCOMACK CO PBLC SCHS

I want to... (Select One) Go
SSWS Home **OMEGA Home** **Logout**

Announcements

ARRA Funded Grant Reimbursements: Due to reporting requirements for Recovery Funds, all line items for vendor payments of \$25,000 or greater must include the nine character zip code of the home office of the vendor at the end of the vendor name field. Reimbursement requests lacking this information will be denied.

I want to ...

[Create/Submit a reimbursement](#)

[View my to do list](#)

[Select a funding source](#)

[Change my object code budget](#)

[View my grant balances](#)

[View my coming soon list](#)

[View my pending list](#)

[View my reimbursement/budgets](#)

[Change my information](#)

To Do List (6 items)

Id	Request Date	Request Type	Description	Action
129630	11/04/2010	Reimbursement Request	\$289.00 for 2009 Award S213C090047, project 429500000: Even Start Family Literacy State Grants	Go
130984	11/18/2010	Reimbursement Request	\$59,785.32 for 2009 Award S394A090047, project 625320000: ARRA St Fiscal Stabilization Fund - Education St Grants	Go
131323	11/29/2010	Reimbursement Request	\$10,644.71 for 2010 Award V048A100046, project 610950000: CTE Federal Payments	Go
131951	12/22/2010	Reimbursement Request	\$15.00 for 2010 Award S010A100046, project 429010000: Title I - Local Education Agency	Go
132038	01/27/2011	Reimbursement Request	\$0.00 for 2009 Award S010A090046, project 429010000: Title I - Local Education Agency	Go
132039	02/15/2011	Budget Transfer	Moving \$2,282,826.31 within 2010 Award S010A100046, project 429010000: Title I - Local Education Agency	Go

This list provides the following information:

- Id - the number generated and assigned by OMEGA when the request is created,
- Request Date - the date of the most recent status update,
- Request Type - application, reimbursement or budget transfer, and
- Description - an OMEGA generated description of the request.
- Action “Go” Button. Originators click on the “Go” to access the request to edit, submit or cancel. Reviewers click on “Go” to access Approve or Deny buttons.

View My Coming Soon List

The **Coming Soon List** is the mechanism in OMEGA whereby an *Reviewer* can monitor the status of requests that will eventually require approval at his or her level.

Depending on the Approval Level of the user, his or her Coming Soon List can include requests with the following status levels:

- Created,
- Submitted,
- Denied, and/or
- Approved (when the last approval given was from a lower approval level than that of the current user).

Example: If a request requires Levels 1, 2, and 3 Approvals, the Level 3 Reviewer will see the item on his or her Coming Soon List until the request successfully passes the Levels 1 and 2 Reviewers. After successfully passing through the lower levels of approval, the request will be deleted from the Level 3 Reviewer's Coming Soon List and appear on to his or her To-Do List.

The only request status that does not appear on any Coming Soon List is a cancelled request. OMEGA users should monitor all requests on their lists and cancel all requests that will not be submitted. This will help to ensure that the Coming Soon and the To-Do lists do not become lengthy and cumbersome.

To View the Coming Soon List:

Select **View my coming soon list** from the **I want to... List** on the OMEGA Home Page. Or select **View my coming soon list** from the **I want to... Drop-down Box** and click on the green Go button.


The screenshot shows the OMEGA Home Page interface. At the top, there is a green header with 'SSWS' on the left and 'VIRGINIA DEPARTMENT OF EDUCATION' on the right. Below the header is the OMEGA logo and the text 'Online Management of Education Grant Awards (OMEGA)'. To the right of the logo are four green buttons: 'OMEGA SUPPORT', 'HELP', 'PRINT', and 'LOGOUT'. Below the header is a green bar with 'Current User: Ann Originator' on the left and 'Current Subrecipient: 001 - ACCOMACK CO PBLC SCHS' on the right. Below this bar is a navigation menu with a dropdown arrow. The dropdown menu is open, showing a list of options: 'View my coming soon list', 'I want to... (Select One)', 'Create/Submit a reimbursement', 'View my to do list', 'Select a funding source', 'Change my object code budget', 'View my grant balances', 'View my coming soon list', 'View my pending list', 'View my reimbursement/budgets', 'Change my information', 'Submit an application', and 'Submit an application amendment'. The 'View my coming soon list' option is highlighted with a blue background and circled in orange. To the right of the dropdown menu is a green 'Go' button. Below the navigation menu is a green bar with 'SSWS Home OMEGA Home Logout'. Below this bar is a green bar with 'Announcements' and a grey box with text: 'Reporting requirements for Recovery Funds, all line items for vendor the nine character zip code of the home office of the vendor at the end of requests lacking this information will be denied.' Below this bar is a green bar with 'To Do List (12 items)'.

Upon selection of the **View my coming soon list**, the following page will appear.

Coming Soon List (17 items)				
Id	Request Date	Request Type	Description	Action
129630	11/04/2010	Reimbursement Request	\$289.00 for 2009 Award S213C090047, project 429500000: Even Start Family Literacy State Grants	Go
131323	11/29/2010	Reimbursement Request	\$10,644.71 for 2010 Award V048A100046, project 610950000: CTE Federal Payments	Go
131951	12/22/2010	Reimbursement Request	\$15.00 for 2010 Award S010A100046, project 429010000: Title I - Local Education Agency	Go
132038	01/27/2011	Reimbursement Request	\$675.00 for 2009 Award S010A090046, project 429010000: Title I - Local Education Agency	Go
132039	02/15/2011	Budget Transfer	Moving \$2,282,826.31 within 2010 Award S010A100046, project 429010000: Title I - Local Education Agency	Go
132040	02/16/2011	Reimbursement Request	\$1,357.00 for 2009 Award S010A090046, project 429010000: Title I - Local Education Agency	Go
132230	04/06/2011	Reimbursement Request	\$310,451.86 for 2009 Award S365A090046, project 605120000: Language Acquisition State Grant	Go
132232	04/06/2011	Reimbursement Request	\$21,458.41 for 2010 Award S010A100046, project 429010000: Title I - Local Education Agency	Go
132234	04/06/2011	Reimbursement Request	\$37,520.71 for 2009 Award S010A090046, project 429010000: Title I - Local Education Agency	Go
132249	04/14/2011	Application Request	2010 Perkins Career and Technical Education Act of 2006, Federal - Title I, Application id 22973	Go

This list provides the following information:

- Id - the number generated and assigned by OMEGA upon creation of the request,
- Request Date - the date of the most recent status update,
- Request Type - application, reimbursement or budget transfer, and
- Description - an OMEGA generated description of the request.

To view the details of a specific request on the **Coming Soon List**, click the  button found to the right of its description.

Note that an upper level reviewer can access a request in the Coming Soon List and approve or deny a request that has not been acted on by a lower level reviewer.

Creating and Submitting a Reimbursement Request

Requirements for Reimbursement Requests:

All reimbursement requests require the following information:

- Expenditure Start Date - the date of the first expenditure on the request,
- Expenditure End Date - the date of the last expenditure on the request,
- Object Code - code established by the Department to classify expenditures (See [#APPENDIX A](#), page 106),
- Sector - identifies whether the cost is associated with a public or private school (See App. B page 111),
- Program Area - additional classifications established by the Department for expenditures (See App. B page 111), and
- Payment Amount.

In addition to the list above, reimbursement requests including **Object Codes 3000-8000** also require the following information:

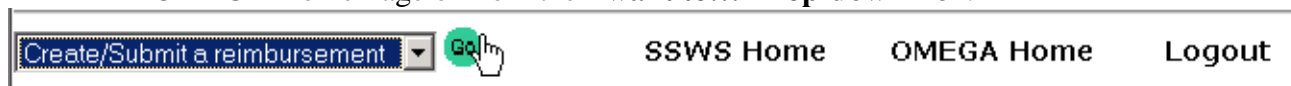
- Vendor Name (100 characters max.),
- Description of the Expenditure (240 characters max),
- Check/Voucher Number (10 characters max), and
- Payment Date – date payment record was established (date processed in the accounting system or the date the check was cut).

When grant funds are obligated prior to the award end date and payment is made after the award end date, the *Encumbrance Date* field entry is required. The Encumbrance Date is the date the funds were obligated, ie, purchase order date. The Encumbrance Date must be within the award period. Refer to the “Federal Award Closing Schedule” (see below) for additional information.

Important: Sub-recipients should review the “Federal Award Closing Schedule” to determine when reimbursements must be submitted after an award ends. To access the Schedule, go to the DOE Home page, click on About VDOE, click on Finance and Operations, click on Grants Accounting and Reporting Resources, click on the closing schedule you wish to view under the “Federal Award Closing Schedules” section.

CREATING A REIMBURSEMENT REQUEST

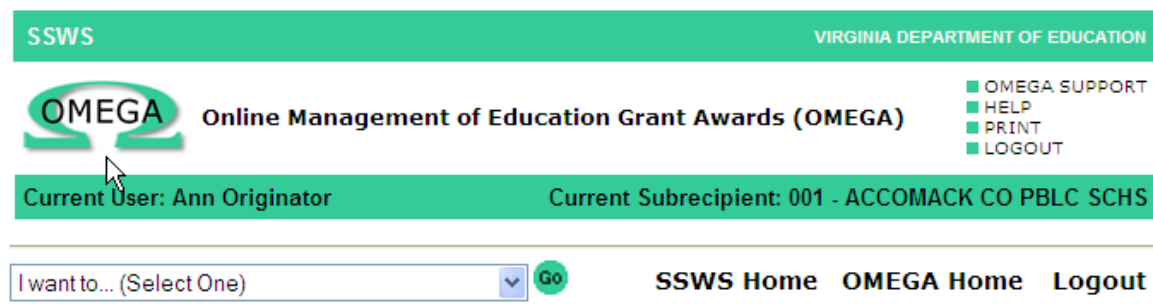
Step 1: Select “Create/Submit a reimbursement” from the **I want to...list** on the OMEGA Home Page or from the **I want to... Drop-down Box**.



One of two possible scenarios will develop:

Scenario 1: No Default Award established during this LogOn period in OMEGA

Choosing the **Create/Submit a reimbursement** function will access the Select Award page so that the user can select a funding source. This will become the default award.



Select Award

ARRA - Education Funds SF5F and Jobs Fund

Award Code	Award Year	Project Code	Description	Start Date	End Date	Funds Available	Action
S394A090047	2009	625320000	ARRA St Fiscal Stabilization Fund - Education St Grants	02/17/2009	09/30/2011	59,785.32	Go
S394A090047	2009	62532AA00	ARRA St Fiscal Stabilization Fund - Education St Grants Basic Aid FY2010	02/17/2009	09/30/2011	990,100.10	Go
S410A100047	2010	627000000	ARRA Education Jobs Fund	08/10/2010	09/30/2012	1,199,312.27	Go

NCLB - Title I Part A - Improving Basic Programs

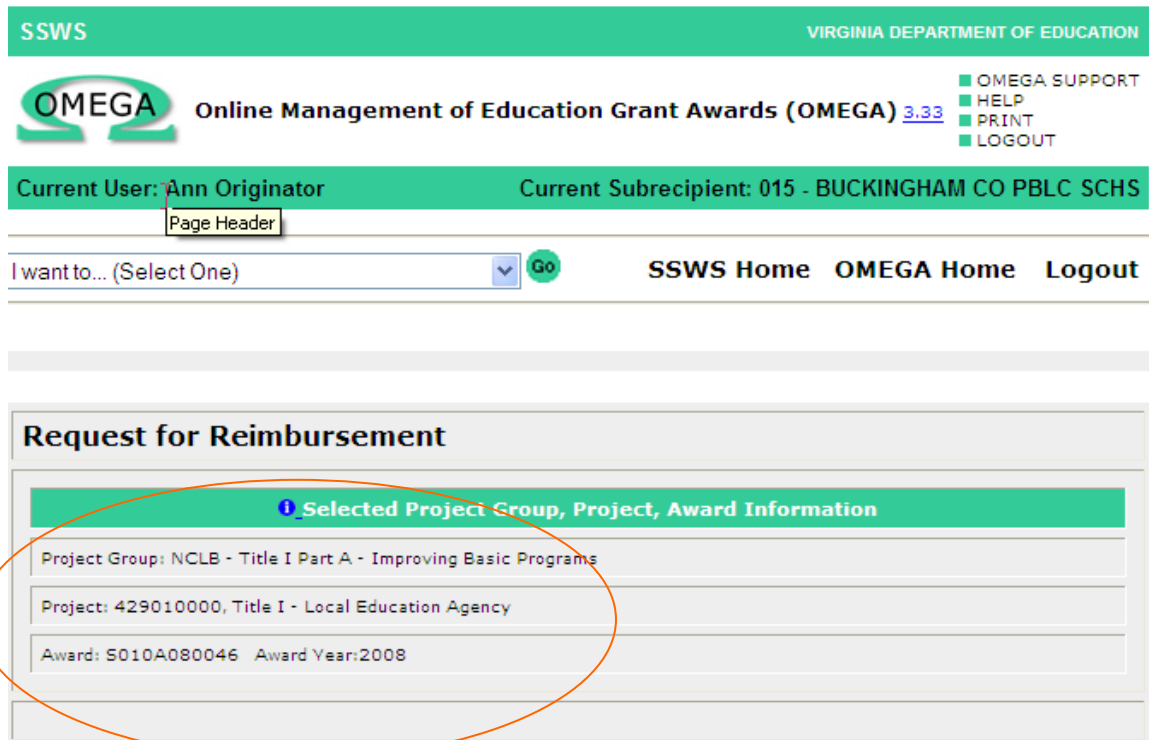
Award Code	Award Year	Project Code	Description	Start Date	End Date	Funds Available	Action
S010A040046	2004	429010000	Title I - Local Education Agency	07/01/2004	09/30/2006	0.00	Go
S010A100046	2010	429010000	Title I - Local Education Agency	07/01/2010	09/30/2012	2,352,826.31	Go

Select the desired award using **Go** button in the Action column.

Note: If, upon selection of the award, the user then tries to Create/Submit a Reimbursement but is denied access, review the user’s OP1 form to ensure that the appropriate permissions have been established. If the OP1 form shows permission is granted for this award, the user should contact OMEGA Support at the Department.

Scenario 2: There is a current award selected as the default award

If an award has already been selected since the user last logged onto OMEGA, the most recent award selected is the default award. As a result, the **Create/Submit a reimbursement** command will link the user directly to a Request for Reimbursement form and this default award will already be in place on the Reimbursement Request. If the default is the correct award, the user can proceed with the reimbursement request. If the default is incorrect, the user should return to the “I want to” drop down list, select “select a funding source”, and choose the correct award from the list.

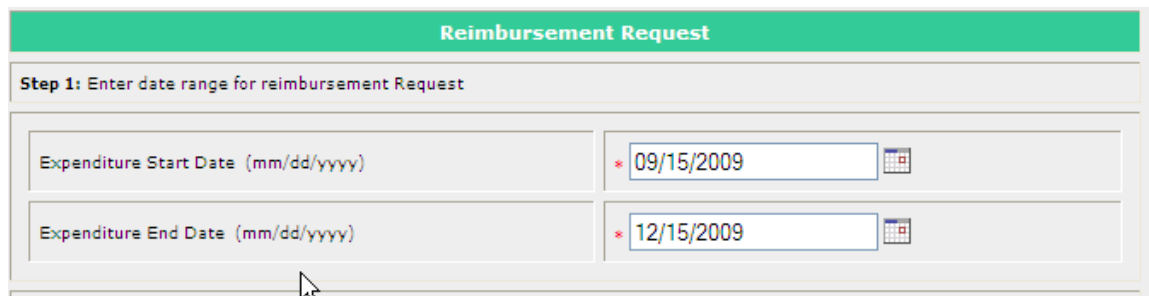


The screenshot shows the OMEGA system interface. At the top, there is a green header with 'SSWS' on the left and 'VIRGINIA DEPARTMENT OF EDUCATION' on the right. Below the header is the OMEGA logo and the text 'Online Management of Education Grant Awards (OMEGA) 3.33'. To the right of the logo are links for 'OMEGA SUPPORT', 'HELP', 'PRINT', and 'LOGOUT'. Below the header is a green bar with 'Current User: Ann Originator' and 'Current Subrecipient: 015 - BUCKINGHAM CO PBLC SCHS'. Below this is a 'Page Header' box. Below the page header is a dropdown menu labeled 'I want to... (Select One)' with a 'Go' button. To the right of the dropdown are links for 'SSWS Home', 'OMEGA Home', and 'Logout'. Below the dropdown is a section titled 'Request for Reimbursement'. Inside this section is a green bar with an information icon and the text 'Selected Project Group, Project, Award Information'. Below this bar are three rows of information: 'Project Group: NCLB - Title I Part A - Improving Basic Programs', 'Project: 429010000, Title I - Local Education Agency', and 'Award: S010A080046 Award Year:2008'. The entire 'Request for Reimbursement' section is circled in orange.

Step 2: Enter the Expenditure Date Range.

Expenditure Start Date: the date of the first expenditure on the reimbursement request

Expenditure End Date: the date of the final expenditure on the request.



The screenshot shows the 'Reimbursement Request' form. At the top is a green header with 'Reimbursement Request'. Below the header is a section titled 'Step 1: Enter date range for reimbursement Request'. Below this section are two rows of input fields. The first row is 'Expenditure Start Date (mm/dd/yyyy)' with a red asterisk and a date picker showing '09/15/2009'. The second row is 'Expenditure End Date (mm/dd/yyyy)' with a red asterisk and a date picker showing '12/15/2009'. A mouse cursor is visible over the bottom of the form.

Omega will accept only the date format MM/DD/YYYY. Note that the Expenditure Start Date and Expenditure End Date cannot cross state fiscal years. The state fiscal year ends June 30th. A Start Date of June 15th and an End Date of July 10th will not be allowed.

Step 3: Enter the expenditure data. (**Expenditure data can be entered manually or uploaded from Excel into OMEGA.**)

For Manual Entry:

Select the **New Entry** link near the bottom of the request for reimbursement form.

For Electronic Data Entry:

Use the Browse button to locate the file and upload into OMEGA. For details about this feature see Appendix B [Uploading Data for Reimbursements](#).

Request for Reimbursement

Selected Project Group, Project, Award Information

Project Group: NCLB - Title I Part A - Improving Basic Programs

Project: 429010000, Title I - Local Education Agency

Award: S010A080046 Award Year:2008

Reimbursement Request

Step 1: Enter date range for reimbursement Request

Expenditure Start Date (mm/dd/yyyy) * 09/15/2009

Expenditure End Date (mm/dd/yyyy) * 12/15/2009

Step 2: Enter reimbursement request line item data.
Data can be entered into OMEGA by loading a flat file with multiple lines or by manually keying data one line at a time.

To load a flat file with multiple lines of data click "Browse" and navigate to and select the file you wish to upload. After selecting the file, click "Upload". Please note that upload times will vary depending on your connection and the size of the file. Click "Help" to see the flat file layout.

Browse...

[Help](#)

To manually key data one line at a time, click "New Entry".

[New Entry](#)

Entering Expenditure Data Manually:

Upon selection of **New Entry**, a Reimbursement Request appears, containing 4 sections.

Request for Reimbursement

[Summary](#) [Details](#) [Edit Line](#)

Selected Project Group, Project, Award Information

Project Group: NCLB - Title I Part A - Improving Basic Programs

Project: 429010000, Title I - Local Education Agency

Award: 5010A080046 Award Year: 2008

[Change Funding Source](#)

Reimbursement Request Summary

[Details](#) [Edit Line](#)

Reimbursement Request Summary

Object Code	No. of Lines	Funds Available Prior to this Request	Funds Requested	Funds Available After this Request	Funds Available After all requests have been taken into consideration
0000	0	28.52	0.00	28.52	28.52
1000	0	10,059.99	0.00	10,059.99	10,059.99
2000	0	1,246.64	0.00	1,246.64	1,246.64
3000	0	0.00	0.00	0.00	0.00
4000	0	0.00	0.00	0.00	0.00
5000	0	0.00	0.00	0.00	0.00
6000	0	20,743.47	0.00	20,743.47	20,743.47
8000	0	0.00	0.00	0.00	0.00
Total Funds	0	32,078.62	0.00	32,078.62	32,078.62

Reimbursement Request Details

[Summary](#) [Details](#)

Request Id is 103902

Expenditure Start Date (mm/dd/yyyy)	09/15/2009
Expenditure End Date (mm/dd/yyyy)	12/15/2009

Total number of line items in the Reimbursement Request is 0

Line Entry No.	Object Code	Sector	Program Area	Vendor	Expenditure Description	Action
	Check/Voucher Number	Encumbrance Date (mm/dd/yyyy)	Payment Date (mm/dd/yyyy)	Item Quantity	Amount	
Total					0.00	

Edit Expenditure Line Item

[Summary](#) [Details](#)

Object Code *

Sector *

Program Area *

Vendor

Description (240 char Max)

Check Voucher Number

Encumbrance Date (mm/dd/yyyy) *

Payment Date (mm/dd/yyyy)

Amount *

Section 1: Selected Project Group, Project, Award Information

This section displays the selected award and related information. [Change Funding Source](#) is located here so that you can change the award from this page if necessary.

Request for Reimbursement

[Summary](#) [Details](#)

Selected Project Group, Project, Award Information

Project Group: NCLB - Title I Part A - Improving Basic Programs

Project: 429010000, Title I - Local Education Agency

Award: S010A080046 Award Year: 2008

[Change Funding Source](#)

Section 2: Reimbursement Request Summary

This section includes columns for:

- Object Code (code used to identify type of expenditure),
- No. of Lines – the value changes as detail lines are added,
- Funds Available Prior to this Request (the current balance by object code). (Note that a budget transfer in process will temporarily decrease this amount. Funds are subtracted from donating object lines upon submission of the transfer request. Recipient object lines won't change until all levels in the queue have been approved and the status is "Transfer Completed")
- Funds Requested (amounts will appear as detail lines are added),
- Funds Available After this Request, and
- Funds Available After all requests have been taken into consideration (balances after all pending expenditures and budget transfer requests are included).

Reimbursement Request Summary					
Object Code	No. of Lines	Funds Available Prior to this Request	Funds Requested	Funds Available After this Request	Funds Available After all requests have been taken into consideration
0000	0	28.52	0.00	28.52	28.52
1000	0	10,059.99	0.00	10,059.99	10,059.99
2000	0	1,246.64	0.00	1,246.64	1,246.64
3000	0	0.00	0.00	0.00	0.00
4000	0	0.00	0.00	0.00	0.00
5000	0	0.00	0.00	0.00	0.00
6000	0	20,743.47	0.00	20,743.47	20,743.47
8000	0	0.00	0.00	0.00	0.00
Total Funds	0	32,078.62	0.00	32,078.62	32,078.62

Section 3: Reimbursement Request Details

This section includes:

- Request ID – a tracking number automatically assigned by OMEGA,
- Expenditure Start and End Dates ,
- Details of each line in the request appear as lines are added

[Summary](#) [Details](#)

Request Id is 103902

Expenditure Start Date (mm/dd/yyyy)	09/15/2009
Expenditure End Date (mm/dd/yyyy)	12/15/2009

Total number of line items in the Reimbursement Request is 0

Line Entry No.	Object Code	Sector	Program Area	Vendor	Expenditure Description	Action
	Check/Voucher Number	Encumbrance Date (mm/dd/yyyy)	Payment Date (mm/dd/yyyy)	Item Quantity	Amount	
Total					0.00	

[Edit Expenditure Line Item](#)

Section 4: Edit Expenditure Line Item

This section includes the fields that are required for reimbursement. Required fields are denoted by an asterisk (*).

Object Code * Select One

Sector * Public

Program Area * Unspecified

Vendor

Description (240 char Max)

Check Voucher Number

Encumbrance Date (mm/dd/yyyy) *

Payment Date (mm/dd/yyyy)

Amount *

Back Save Reset Add Go To Submit

Action Buttons



Returns the user to the previous page .



Saves the information in OMEGA in a **created status**, but **does not submit** the request for approval. The request is saved and can be edited and/or submitted at a later date. The first time the request is saved, Omega assigns a unique ID number to the request and adds the request to the originator's To-Do list.



Clears the information previously entered for this line item.



Opens a blank detail line to add another line item to the request.



Opens a “locked” version of the request so that the user can review it before submission. The user has options to add a comment, go back to the previous page, edit, submit,, or cancel the request. See below:

Approval Status ↓

Summary Details

Status Tracking Number	Status	Status Date	Assigned By	Level	Comments
1264637	Created	04/07/2010	Ann Originator	0	

BUCKINGHAM CO PBLC SCHS hereby claims reimbursement of disbursement made during the period 09/15/2009 to 12/15/2009 under the provisions of the program or grant indicated above. This is to certify that the expenditures listed in the reimbursement have been paid in accordance with the federal/state policies and/or regulations of Virginia Board of Education. It further certifies that documentation has been retained in the office of the educational agency/organization and is available upon request to support the claim. It is understood that this claim is subject to federal and/or state audits.

Comments:

OMEGA will start processing the request once you have mouse clicked/selected the submit, approve or deny button, and confirmed the transaction by mouse clicking/selecting the OK button.

You will be returned to the OMEGA home page once your transaction is completed.

While waiting for your transaction to complete, do not select back or refresh, as such actions will prevent the processing of your request.

Back Edit Request Submit Request Cancel Request

Edit a Reimbursement Request

To edit a request, select the Edit Request Action button from the bottom of the request (see the previous example). This will allow editing. The Reimbursement Request Details will show each line item in the request and provide an Action column on the right for each line.


Reimbursement Request Details ↓


Summary Details


Total number of line items in the Reimbursement Request is 1

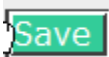
Line Entry No.	Object Code	Sector	Program Area	Vendor	Expenditure Description	Action
	Check/Voucher Number	Encumbrance Date (mm/dd/yyyy)	Payment Date (mm/dd/yyyy)	Item Quantity	Amount	
368841	3000 Purchased/Contracted Services	Public	Professional Development	Train A Lot	training	
Total					100.00	100.00

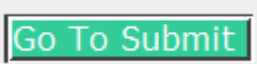
Back Save Reset Go To Submit

Choose  to change information in the selected line.

Choose  to copy the line item and add it to the request.

Choose  to delete the line item from the request.

Select  to save the edited request in the created state. Its always a good idea to Save after editing.

Select  to proceed with submission of the request for approval.

Edit Expenditure Line Item

[Summary](#) [Details](#)

Object Code * ▼

Sector * ▼

Program Area * ▼

Vendor *

Description *
(240 char Max) ▲▼

Check Voucher Number *

Encumbrance Date (mm/dd/yyyy) 📅

Payment

Date (mm/dd/yyyy) * 📅

Amount *

Note that as detail lines are added

Request Id is 132258

Expenditure Start Date (mm/dd/yyyy)	07/01/2010
Expenditure End Date (mm/dd/yyyy)	09/30/2010

Total number of line items in the Reimbursement Request is 9

Line Entry No.	Object Code	Sector	Program Area	Vendor	Expenditure Description	Action
	Check/Voucher Number	Encumbrance Date (mm/dd/yyyy)	Payment Date (mm/dd/yyyy)	Item Quantity	Amount	
814425	1000 Personal Services	Public	Unspecified		25.00	
814424	1000 Personal Services	Public	Unspecified		50.00	
814427	2000 Employee Benefits	Public	Unspecified		5.00	
814426	2000 Employee Benefits	Public	Unspecified		10.00	
814429	3000 Purchased/Contracted Services	Public	Unspecified	Marge Simpson Inc	more Barticles	
	3454		07/20/2010		8.00	
814428	3000 Purchased/Contracted Services	Public	Unspecified	Marge Simpson Inc	Barticles	
	3454		07/15/2010		12.00	
814430	5000 Other Charges	Public	Unspecified	Ned Flanders LLD	Hiddee Hoes	
	678		08/05/2010		14.00	
814431	5000 Other Charges	Public	Unspecified	Moe's Catering	Food and beverages	
	789		09/01/2010		11.00	
814432	6000 Materials and Supplies	Public	Unspecified	Springfield Electric Co	radioactive slag for "Do it to yourself glow in the dark" school project.	
	988		09/15/2010		19.27	
Total					154.27	

.... the Reimbursement Request Summary updates
















Reimbursement Request Summary ↓

[Details](#) [Edit Line](#)

Object Code	No. of Lines	Funds Available Prior to this Request	Funds Requested	Funds Available After this Request	Funds Available After all requests have been taken into consideration
0000	0	0.00	0.00	0.00	0.00
1000	2	146,637.09	75.00	146,562.09	146,562.09
2000	2	42,375.23	15.00	42,360.23	42,360.23
3000	2	33,815.69	20.00	33,795.69	33,795.69
4000	0	0.00	0.00	0.00	0.00
5000	2	15,026.02	25.00	15,001.02	15,001.02
6000	1	2,798.14	19.27	2,778.87	2,778.87
8000	0	0.00	0.00	0.00	0.00
Total Funds	9	240,652.17	154.27	240,497.90	240,497.90

Submit the Request

It's recommended that you click on Save first and then Go to Submit. After saving, you'll see the following on the screen.

814429	3000 Purchased/Contracted Services	Public	Unspecified	Marge Simpson Inc	more Barticles	8.00	  
	3454		07/20/2010			8.00	
814428	3000 Purchased/Contracted Services	Public	Unspecified	Marge Simpson Inc	Barticles	12.00	  
	3454		07/15/2010			12.00	
814430	5000 Other Charges	Public	Unspecified	Ned Flanders LLD	Hiddee Hoes	14.00	  
	678		08/05/2010			14.00	
814431	5000 Other Charges	Public	Unspecified	Moe's Catering	Food and beverages	11.00	  
	789		09/01/2010			11.00	
814432	6000 Materials and Supplies	Public	Unspecified	Springfield Electric Co	radioactive slag for "Make yourself glow in the dark" school project.	19.27	  
	988		09/15/2010			19.27	
Total						154.27	

[Back](#) [Save](#) [Reset](#) [Go To Submit](#)

Note that you can click on Go to Submit without saving. Clicking on Go to Submit therotically saves the information and then goes to the next step in the submission process.

To submit the request, select [Go To Submit](#) ...

Edit Expenditure Line Item

Summary Details

Object Code * 6000 Materials and Supplies

Sector * Public

Program Area * Unspecified

Vendor * Springfield Electric Cc

Description * (240 char Max) radioactive slag for "Make yourself glow in the dark" school project.

Check Voucher Number * 988

Encumbrance Date (mm/dd/yyyy)

Payment

Date (mm/dd/yyyy) * 09/15/2010

Amount * 19.27

and the following screen is returned.

Status Tracking Number	Status	Status Date	Assigned By	Level	Comments
1648270	Created	04/22/2011	Ann Originator	0	

ACCOMACK CO PBLC SCHS hereby claims reimbursement of disbursement made during the period 07/01/2010 to 09/30/2010 under the provisions of the program or grant indicated above. This is to certify that the expenditures listed in the reimbursement have been paid in accordance with the federal/state policies and/or regulations of Virginia Board of Education. It further certifies that documentation has been retained in the office of the educational agency/organization and is available upon request to support the claim. It is understood that this claim is subject to federal and/or state audits.

Comments:

OMEGA will start processing the request once you have mouse clicked/selected the submit, approve or deny button, and confirmed the transaction by mouse clicking/selecting the OK button.

You will be returned to the OMEGA home page once your transaction is completed.

While waiting for your transaction to complete, do not select back or refresh, as such actions will prevent the processing of your request.

In the example above, the only entry in the status queue shows that the request was created by Ann Originator on April 22, 2011 and a "Status Tracking Number" assigned by Omega.

Click on **Submit Request** and a pop up box gives one more chance to review. If you want to proceed, click on OK. If you're not certain, click on Cancel.

The screenshot displays a web application interface. At the top, there are tabs for "Summary" and "Details". Below this is a table with the following data:

Status Tracking Number	Status	Status Date	Assigned By	Level	Comments
1648270	Created	04/22/2011	Ann Originator	0	

A "Message from webpage" dialog box is overlaid on the table. It contains the text: "Are you sure you want to SUBMIT this request? (OK = Yes Cancel = No)". Below the text are two buttons: "OK" and "Cancel". The "OK" button is circled in orange.

Below the dialog box is a "Comments:" section with a text input area. At the bottom of the page, there is a row of four buttons: "Back", "Edit Request", "Submit Request", and "Cancel Request". The "Submit Request" button is circled in orange.

Red text instructions are visible below the comments section:

- OMEGA will start processing the request once you have mouse clicked/selected the submit, approve or deny button, and confirmed the transaction by mouse clicking/selecting the OK button.
- You will be returned to the OMEGA home page once your transaction is completed.
- While waiting for your transaction to complete, do not select back or refresh, as such actions will prevent the processing of your request.

NOTE: Once a request is submitted, the Originator cannot edit it. If editing is required after submission, any reviewer in the queue can deny it. A denied request will return to the To-Do list of the Originator and the originator can then edit it.

When the submission has been processed, the originator will be returned to their Omega Home screen and the request will have moved from the originator's To-Do list to their Pending list. The request will also be on the To-Do list of the first reviewer in the queue and on the Coming Soon list of all subsequent reviewers listed in the queue. As each reviewer processes the request, it will be deleted from that reviewer's To-Do list and will be added to their Pending list. When the request reaches its final status of Approval Completed after the last reviewer in the queue, the request will disappear from all Pending lists.

An approval level may have more than one reviewer. All individuals at a level have equal access and authority. When a status changes at a level, it changes for all individuals in the queue at that level. A division can require multiple approvals at any level. Due to separation of duties concerns, any one individual should not have permissions at more than one level for any one award.

Below is the To-Do list of the originator before submission of a request. In this example, it's the bottom entry.

I want to ...

[Create/Submit a reimbursement](#)

[View my to do list](#)

[Select a funding source](#)

[Change my object code budget](#)

[View my grant balances](#)

[View my coming soon list](#)

[View my pending list](#)

[View my reimbursement/budgets](#)

[Change my information](#)

[Submit an application](#)

[Submit an application amendment](#)

[View an application](#)

[View my Spend Down](#)

To Do List (10 items)				
Id	Request Date	Request Type	Description	Action
131323	11/29/2010	Reimbursement Request	\$10,644.71 for 2010 Award V048A100046, project 610950000: CTE Federal Payments	Go
132038	01/27/2011	Reimbursement Request	\$675.00 for 2009 Award S010A090046, project 429010000: Title I - Local Education Agency	Go
132039	02/15/2011	Budget Transfer	Moving \$2,282,826.31 within 2010 Award S010A100046, project 429010000: Title I - Local Education Agency	Go
132040	02/16/2011	Reimbursement Request	\$1,357.00 for 2009 Award S010A090046, project 429010000: Title I - Local Education Agency	Go
132249	04/14/2011	Application Request	2010 Perkins Career and Technical Education Act of 2006, Federal - Title I, Application id 22973	Go
132253	04/22/2011	Reimbursement Request	\$0.00 for 2010 Award S010A100046, project 429010000: Title I - Local Education Agency	Go
132255	04/22/2011	Reimbursement Request	\$0.00 for 2010 Award S367A100044, project 614800000: Title II - Part A	Go
132256	04/22/2011	Reimbursement Request	\$0.00 for 2010 Award S367A100044, project 614800000: Title II - Part A	Go
132257	04/22/2011	Reimbursement Request	\$0.00 for 2009 Award S010A090046, project 429010000: Title I - Local Education Agency	Go
132258	04/22/2011	Reimbursement Request	\$154.27 for 2009 Award S367A090044, project 614800000: Title II - Part A	Go

This is the same To-Do list after submission. The submitted item dropped off the list.

I want to ...

[Create/Submit a reimbursement](#)

[View my to do list](#)

[Select a funding source](#)

[Change my object code budget](#)

[View my grant balances](#)

[View my coming soon list](#)

[View my pending list](#)

[View my reimbursement/budgets](#)









[Change my information](#)

[Submit an application](#)

[Submit an application amendment](#)

[View an application](#)

To Do List (9 items)

Id	Request Date	Request Type	Description	Action
131323	11/29/2010	Reimbursement Request	\$10,644.71 for 2010 Award V048A100046, project 610950000: CTE Federal Payments	
132038	01/27/2011	Reimbursement Request	\$675.00 for 2009 Award S010A090046, project 429010000: Title I - Local Education Agency	
132039	02/15/2011	Budget Transfer	Moving \$2,282,826.31 within 2010 Award S010A100046, project 429010000: Title I - Local Education Agency	
132040	02/16/2011	Reimbursement Request	\$1,357.00 for 2009 Award S010A090046, project 429010000: Title I - Local Education Agency	
132249	04/14/2011	Application Request	2010 Perkins Career and Technical Education Act of 2006, Federal - Title I, Application id 22973	
132253	04/22/2011	Reimbursement Request	\$0.00 for 2010 Award S010A100046, project 429010000: Title I - Local Education Agency	
132255	04/22/2011	Reimbursement Request	\$0.00 for 2010 Award S367A100044, project 614800000: Title II - Part A	
132256	04/22/2011	Reimbursement Request	\$0.00 for 2010 Award S367A100044, project 614800000: Title II - Part A	
132257	04/22/2011	Reimbursement Request	\$0.00 for 2009 Award S010A090046, project 429010000: Title I - Local Education Agency	

Trouble Shooting: When the requested amount of reimbursement is greater than the amount of funds available in a particular object code, OMEGA returns an error message and the request cannot be submitted. Check to ensure that the object code is the correct one. If so, it is necessary to submit an object code transfer request to provide adequate funding in that object code. Once the object code transfer request is submitted and the approval process complete, OMEGA records the adjustment and the reimbursement request can be submitted.

Award End and Encumbrance Dates

All federal grant awards have an award *End Date*. All funds must be encumbered (obligated) by the *End Date* of the award even if the expenditure (check written) and reimbursement will occur after this date. For a majority of awards that are administered through Omega, the *End Date* is the last day of the 27th month of the grant award period. Most Omega awards start on July 1st and the *End Date* is September 30th. An award that started on July 1, 2010 has an *End Date* of September 30, 2012.

An *Encumbrance Date* is required for any reimbursement request where the school division paid for the expense (ie, wrote the check) after the award *End Date*. The encumbrance date must be on or prior to the *End Date*. It is the date the purchase order or contract was issued, the last day worked to earn the payroll being paid, or the date the travel occurred.

To encumber funds by September 30th, a purchase order or contract is issued by that date. In the case of payroll, only days worked through September 30th are encumbered by September 30th. For travel, only travel completed by September 30th is encumbered as of September 30th. The following two examples explain the use of encumbrance date on a Reimbursement Request Type.

- The award ends on September 30th and the date of payment of the expenditure is on or after October 1st. The encumbrance date is required and must be on or before September 30th.
- The award ends on September 30th and the date of payment of the expenditure is September 1st. Since the payment date is before the *End Date*, an *Encumbrance Date* is not required.

Approving a Reimbursement Request

Reimbursement requests to be approved appear on the reviewer’s To-Do list. There are two ways of accessing the To-Do list. When a user logs into Omega, the Home Page screen is automatically shown and the To-Do list is immediately available.

ID	Request Date	Request Type	Description	Action
145614	10/06/2011	Budget Transfer	Moving \$100.00 within 2010 Award S010A100046, project 429010000: Title I - Local Education Agency	Go
145618	10/06/2011	Budget Transfer	Moving \$24.46 within 2009 Award S010A090046, project 428920000: School Improvement Grant - Title I	Go
145646	10/06/2011	Reimbursement Request	\$0.50 for 2010 Award H027A100107, project 430710000: IDEA 611 Flow-through	Go
145669	10/20/2011	Reimbursement Request	\$2,575.00 for 2010 Award S010A100046, project 429010000: Title I - Local Education Agency	Go
145670	10/20/2011	Reimbursement Request	\$5.00 for 2010 Award S010A100046, project 429010000: Title I - Local Education Agency	Go

The user can access the To-Do list from virtually anywhere in Omega by clicking on the “I want to ...” drop down arrow, selecting “View my To-Do list”, and clicking on the Go button.



Current User: Art Approver

Current Subrecipient: 001 - ACCOMACK CO PBLC SCHS

View my to do list SSWS Home OMEGA Home Logout

I want to... (Select One)

- Create/Submit a reimbursement
- View my to do list**
- Select a funding source
- Change my object code budget
- View my grant balances
- View my coming soon list
- View my pending list
- View my reimbursement/budgets
- Change my information
- View an application
- View my Spend Down Calendar Report
- View my Spending Progress Report
- View my notifications
- View Authorized Designees by Division
- View Authorized Designees by Expiration Date

Spend Down Report Parameters

Public Programs ▼

Agency ▼

Generate Report
Cancel

The To-Do List displays Request Types requiring approval. ID numbers are automatically assigned. The Request Date, Request Type, and a Description are provided. The Request Date is the last date that any activity occurred, ie editing, submission, approval, or denial.

I want to ...

- Create/Submit a reimbursement
- View my to do list
- Select a funding source
- Change my object code budget
- View my grant balances
- View my coming soon list
- View my pending list
- View my reimbursement/budgets

To Do List (5 items)

Id	Request Date	Request Type	Description	Action
145614	10/06/2011	Budget Transfer	Moving \$100.00 within 2010 Award S010A100046, project 429010000: Title I - Local Education Agency	Go
145618	10/06/2011	Budget Transfer	Moving \$24.46 within 2009 Award S010A090046, project 428920000: School Improvement Grant - Title I	Go
145646	10/06/2011	Reimbursement Request	\$0.50 for 2010 Award H027A100107, project 430710000: IDEA 611 Flow-through	Go
145669	10/20/2011	Reimbursement Request	\$2,575.00 for 2010 Award S010A100046, project 429010000: Title I - Local Education Agency	Go
145670	10/20/2011	Reimbursement Request	\$5.00 for 2010 Award S010A100046, project 429010000: Title I - Local Education Agency	Go

Select Go to view a request.

Displayed on the next screen are the Project Group, Project and Award numbers. Selecting either [Summary](#) [Details](#) [Approval Queue](#) will take you to that viewing area of the request.

The next section shows the expenditure period. All voucher/check dates in the reimbursement request must fall within the start and end dates. The date format must be MM/DD/YYYY.

The Reimbursement Request Summary displays the funds available by *Object Code*. A reimbursement expense reduces the Funds Available After this Request. Note that the blue arrow following “Reimbursement Request Summary” is a toggle. Clicking on it opens and closes the section.

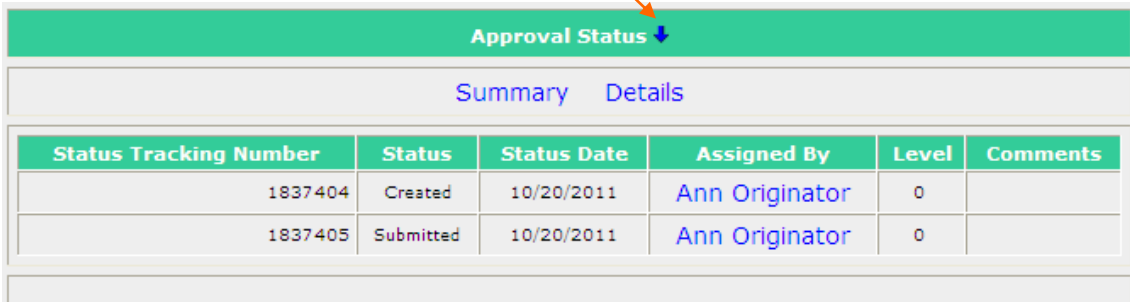
Reimbursement Request Summary					
Details Approval Queue					
Reimbursement Request Summary					
Object Code	No. of Lines	Funds Available Prior to this Request	Funds Requested	Funds Available After this Request	Funds Available After all requests have been taken into consideration
0000	0	0.00	0.00	0.00	0.00
1000	0	1,095,409.42	0.00	1,095,409.42	1,095,409.42
2000	0	302,545.81	0.00	302,545.81	302,645.81
3000	2	431,118.29	75.00	431,043.29	431,043.29
4000	1	2,930.00	2,000.00	930.00	1,025.00
5000	1	51,529.92	500.00	51,029.92	51,029.92
6000	0	432,213.54	0.00	432,213.54	432,213.54
8000	0	0.00	0.00	0.00	0.00
Total Funds	4	2,315,746.98	2,575.00	2,313,171.98	2,313,366.98

Reimbursement request details are available for review by the Reviewer. The blue arrow following Reimbursement Request Details is a toggle. Clicking on it opens and closes the section.

Reimbursement Request Details					
Summary Approval Queue					
Total number of line items in the Reimbursement Request is 4					
Line Entry No.	Object Code	Sector	Program Area	Vendor	Expenditure Description
	Check/Voucher Number	Encumbrance Date (mm/dd/yyyy)	Payment Date (mm/dd/yyyy)	Item Quantity	Amount
921491	3000 Purchased/Contracted Services	Public	Unspecified	ABC Bookstore	books
	341-844		08/12/2011		-25.00
921490	3000 Purchased/Contracted Services	Public	Unspecified	ABC Bookstore	books
	341-890		08/12/2011		100.00
921492	4000 Internal Services	Public	Unspecified	Teachers Helper	consultant
	234-9844		08/20/2011		2,000.00
921493	5000 Other Charges	Public	Unspecified	Bookstore	test
	51516874		08/25/2011		500.00
Total					2,575.00

The Approval Status displays the Status, Status (change) Dates, the name of the individual that changed the status and the level at which the change was made. In the example below, level 0 indicates the request has been created and submitted. Each time the status changes on a request, the Approval Status will update and a new information

line will be added below the last line. The blue arrow following Approval Status is a toggle. Clicking it opens and closes the section.



Approval Status ↓					
Summary Details					
Status Tracking Number	Status	Status Date	Assigned By	Level	Comments
1837404	Created	10/20/2011	Ann Originator	0	
1837405	Submitted	10/20/2011	Ann Originator	0	

Upon submission, the reimbursement request is available for approval or denial. Comments may be entered and become a permanent part of the request. For reimbursement approvals, comments are optional. For denials, comments are required.

The red writing below the comment area is a result of an ongoing issue with status changes. Because Omega screens may rebuild slowly, multiple status change requests can be recorded in error and the error will ultimately stop the processing of the request. The intent is to remind reviewers to click only once on the Submit, Approve or Deny button.

ACCOMACK CO PBLC SCHS hereby claims reimbursement of disbursement made during the period 08/01/2011 to 08/31/2011 under the provisions of the program or grant indicated above. This is to certify that the expenditures listed in the reimbursement have been paid in accordance with the federal/state policies and/or regulations of Virginia Board of Education. It further certifies that documentation has been retained in the office of the educational agency/organization and is available upon request to support the claim. It is understood that this claim is subject to federal and/or state audits.

Comments:

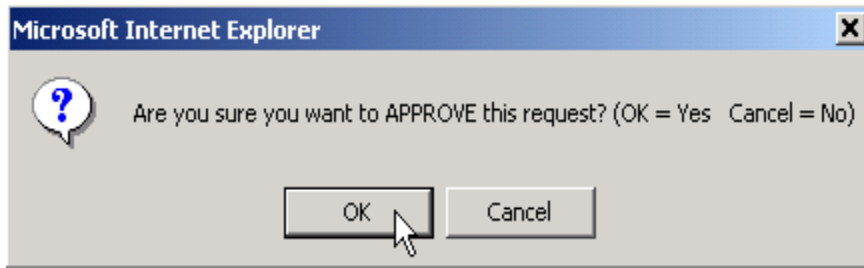
OMEGA will start processing the request once you have mouse clicked/selected the submit, approve or deny button, and confirmed the transaction by mouse clicking/selecting the OK button.

You will be returned to the OMEGA home page once your transaction is completed.

While waiting for your transaction to complete, do not select back or refresh, as such actions will prevent the processing of your request.

Select

A pop-up window asks the user to confirm the action.



Select OK to finish the approval process. When Omega finishes processing the request, the user is returned to their Omega home screen.

The item is removed from the reviewer's To-Do list

I want to ...

Create/Submit a reimbursement

View my to do list

Select a funding source

Change my object code budget

View my grant balances

View my coming soon list















View my pending list

View my reimbursement/budgets

To Do List
(4 items)

Id	Request Date	Request Type	Description	Action
145614	10/06/2011	Budget Transfer	Moving \$100.00 within 2010 Award S010A100046, project 429010000: Title I - Local Education Agency	Go
145618	10/06/2011	Budget Transfer	Moving \$24.46 within 2009 Award S010A090046, project 428920000: School Improvement Grant - Title I	Go
145646	10/06/2011	Reimbursement Request	\$0.50 for 2010 Award H027A100107, project 430710000: IDEA 611 Flow-through	Go
145670	10/20/2011	Reimbursement Request	\$5.00 for 2010 Award S010A100046, project 429010000: Title I - Local Education Agency	Go

..... and added to the reviewer's Pending list. The reviewer can view-only the request from the Pending list by clicking on the appropriate Go button.

Pending List (27 items)				
Id	Request Date	Request Type	Description	Action
144864	06/09/2011	Budget Transfer	Moving \$4,543.13 within 2009 Award Q186A090048, project 605110000: Drug Free School Payments	
140782	08/10/2011	Reimbursement Request	\$18,618.93 for 2009 Award H391A090107, project 612450000: ARRA IDEA Part B State Grant	
145564	08/10/2011	Reimbursement Request	\$2.40 for 2009 Award S010A090046, project 428920000: School Improvement Grant - Title I	
145564	08/10/2011	Reimbursement Request	\$2.40 for 2009 Award S010A090046, project 428920000: School Improvement Grant - Title I	
145564	08/10/2011	Reimbursement Request	\$2.40 for 2009 Award S010A090046, project 428920000: School Improvement Grant - Title I	
145564	08/10/2011	Reimbursement Request	\$2.40 for 2009 Award S010A090046, project 428920000: School Improvement Grant - Title I	
145564	08/10/2011	Reimbursement Request	\$2.40 for 2009 Award S010A090046, project 428920000: School Improvement Grant - Title I	
145564	08/10/2011	Reimbursement Request	\$2.40 for 2009 Award S010A090046, project 428920000: School Improvement Grant - Title I	
145564	08/10/2011	Reimbursement Request	\$2.40 for 2009 Award S010A090046, project 428920000: School Improvement Grant - Title I	
145564	08/10/2011	Reimbursement Request	\$2.40 for 2009 Award S010A090046, project 428920000: School Improvement Grant - Title I	
145674	10/27/2011	Budget Transfer	Moving \$100.00 within 2010 Award S010A100046, project 429010000: Title I - Local Education Agency	
145674	10/27/2011	Budget Transfer	Moving \$100.00 within 2010 Award S010A100046, project 429010000: Title I - Local Education Agency	
145669	10/28/2011	Reimbursement Request	\$2,575.00 for 2010 Award S010A100046, project 429010000: Title I - Local Education Agency	
145669	10/28/2011	Reimbursement Request	\$2,575.00 for 2010 Award S010A100046, project 429010000: Title I - Local Education Agency	

[Table of Contents](#)







Grant Award Selection

You can “Select a Funding Source” by using the “I want to...” list on the OMEGA homepage or the “I want to...” drop down boxes found throughout the OMEGA program.

This “Select a Funding Source” function

- provides a list of all the grants in the OMEGA system that the logged-on user has permission to view,
- lists the following information for each displayed award:
 - 1) award code (assigned by Department of Education)
 - 2) award year (corresponds to the first year of the award)
 - 3) project code (assigned by Department of Education)
 - 4) description of award
 - 5) start date of award (first date that obligation of awarded funds is allowed)
 - 6) end date of award (last date to obligate awarded funds)
 - 7) funds available (reflects all transactions SUBMITTED to date), and
- activates and identifies the default funding source to be used in other OMEGA applications. The word “current” in the Action column shows the active (default) award. When there is no current, active award, OMEGA brings you to this page to select an award. The selected grant remains current until another grant is selected.

I want to... (Select One) SSWS Home OMEGA Home Logout


Select Award							
ARRA - Education Funds SFSF and Jobs Fund							
Award Code	Award Year	Project Code	Description	Start Date	End Date	Funds Available	Action
S394A090047	2009	625320000	ARRA St Fiscal Stabilization Fund - Education St Grants	02/17/2009	09/30/2011	0.00	
S394A090047	2009	62532AA00	ARRA St Fiscal Stabilization Fund - Education St Grants Basic Aid FY2010	02/17/2009	09/30/2011	432,718.25	
S394A090047	2009	62532BB00	ARRA St Fiscal Stabilization Fund - Education St Grants Basic Aid FY2011	02/17/2009	09/30/2011	555,546.00	current
S410A100047	2010	627000000	ARRA Education Jobs Fund	08/10/2010	09/30/2012	0.00	
NCLB - Title I Part A - Improving Basic Programs							
Award Code	Award Year	Project Code	Description	Start Date	End Date	Funds Available	Action
S010A070046	2007	429010000	Title I - Local Education Agency	07/01/2007	09/30/2009	0.00	
S010A060046	2006	429010000	Title I - Local Education Agency	07/01/2006	09/30/2008	0.00	
S010A030046	2003	429010000	Title I - Local Education	07/01/2003	09/30/2005	0.00	









Change My Object Code Budget

Also known as “Budget Transfer” Change My Object Code Budget is the mechanism used to move funds within an award from object line to object line. Transfers do not increase nor decrease the funds available or affect the award’s remaining balance.

From the OMEGA home page


Select a funding source from your To-Do List...

Select a funding source  [SSWS Home](#) [OMEGA Home](#) [Logout](#)


NCLB - Title I Part A - Improving Basic Programs							
Award Code	Award Year	Project Code	Description	Start Date	End Date	Funds Available	Action
S010A070046	2007	429010000	Title I - Local Education Agency	07/01/2007	09/30/2009	0.00	
S010A060046	2006	429010000	Title I - Local Education Agency	07/01/2006	09/30/2008	0.00	
S010A030046	2003	429010000	Title I - Local Education Agency	07/01/2003	09/30/2005	0.00	
S010A090046	2009	429010000	Title I - Local Education Agency	07/01/2009	09/30/2011	0.00	
S010A080046	2008	429010000	Title I - Local Education Agency	07/01/2008	09/30/2010	0.00	
S010A040046	2004	429010000	Title I - Local Education Agency	07/01/2004	09/30/2006	0.00	
S010A050046	2005	429010000	Title I - Local Education Agency	07/01/2005	09/30/2007	0.00	
S010A100046	2010	429010000	Title I - Local Education Agency	07/01/2010	09/30/2012	2,313,371.98	

[Click here to select award](#)


NCLB - ARRA - Title I Part A - Improving Basic Programs

Select the appropriate award by clicking on the  button.

From the OMEGA home page select [Change my object code budget](#).

I want to... (Select One)  [SSWS Home](#) [OMEGA Home](#) [Logout](#)

- I want to... (Select One)
- Create/Submit a reimbursement
- View my to do list
- Select a funding source
- Change my object code budget**
- View my grant balances
- View my coming soon list

Select 

Change my object code budget 

The Request for Budget Transfer appears. The *object code*, its description, and the amount available by object code are shown. The increases and decreases to change object code budgets are entered in the “Amt. of Change” column. A minus (-) is entered

where funds are subtracted. The total in the Amount of Change column MUST equal \$0.00. An explanation of the object code changes is required entry in the Text Box.

The example below is before any changes were made.

Request for Budget Transfer

i Selected Project Group, Project, Award Information

Project Group: NCLB - Title I Part A - Improving Basic Programs
Project: 429010000, Title I - Local Education Agency
Award: S010A100046 Award Year:2010

Budget Request (Within an award)

New Request

Object Code	Expenditure Accounts	Funds Available	Amt. of Change (Indicate + or -)	Revised Funds Available
0000	Unspecified	<input type="text" value="0.00"/>	<input type="text" value="0.00"/>	<input type="text" value="0.00"/>
1000	Personal Services	<input type="text" value="1,095,409.42"/>	<input type="text" value="0.00"/>	<input type="text" value="1,095,409.42"/>
2000	Employee Benefits	<input type="text" value="302,545.81"/>	<input type="text" value="0.00"/>	<input type="text" value="302,545.81"/>
3000	Purchased/Contracted Services	<input type="text" value="431,043.29"/>	<input type="text" value="0.00"/>	<input type="text" value="431,043.29"/>
4000	Internal Services	<input type="text" value="930.00"/>	<input type="text" value="0.00"/>	<input type="text" value="930.00"/>
5000	Other Charges	<input type="text" value="51,029.92"/>	<input type="text" value="0.00"/>	<input type="text" value="51,029.92"/>
6000	Materials and Supplies	<input type="text" value="432,213.54"/>	<input type="text" value="0.00"/>	<input type="text" value="432,213.54"/>
8000	Capital Outlay	<input type="text" value="0.00"/>	<input type="text" value="0.00"/>	<input type="text" value="0.00"/>
Total		<input type="text" value="2,313,171.98"/>	<input type="text" value="0.00"/>	<input type="text" value="2,313,171.98"/>

The next example is after changes were entered. Note that the “Amt of Change” column total is zero and the required justification has been entered. Other than the decimal point and minus sign, no special characters are entered i.e., (\$ + ,).

Budget Request (Within an award)				
New Request				
Object Code	Expenditure Accounts	Funds Available	Amt. of Change (Indicate + or -)	Revised Funds Available
0000	Unspecified	0.00	0.00	0.00
1000	Personal Services	1,095,409.42	-95,409.42	1,000,000.00
2000	Employee Benefits	302,545.81	5,000.00	307,545.81
3000	Purchased/Contracted Services	431,043.29	50,000.00	481,043.29
4000	Internal Services	930.00	409.42	1,339.42
5000	Other Charges	51,029.92	45,000.00	96,029.92
6000	Materials and Supplies	432,213.54	-5,000.00	427,213.54
8000	Capital Outlay	0.00	0.00	0.00
Total		2,313,171.98	0.00	2,313,171.98

Justification

Redistribute funds in accordance with the latest approved budget

[Back](#) [Save](#) [Reset](#)

There are three options:



- The Back button returns the user to the home screen without saving the request.
- Save saves the request, adds it to the user's To-Do list and Omega assigns a unique request ID number. The request can be submitted immediately. If it's not submitted, it'll stay in the To-Do list available for editing.
- Reset changes all amounts entered into the Amt of Change column back to zero.

Upon Saving, if an error is detected, Omega will return an error message as in the following example.

Validation Error:

- Justification is required.
- Total Change in Amount should be Zero.

Request for Budget Transfer

Selected Project Group, Project, Award Information

Project Group: NCLB - Title I Part A - Improving Basic Programs

Project: 439010000, Title I - Local Education Agency

Award: 8010A100048 Award Year: 2010

Budget Request (Within an award)

New Request

Object Code	Expenditure Accounts	Funds Available	Amt. of Change (Indicate + or -)	Revised Funds Available
0000	Unspecified	0.00	0.00	0.00
1000	Personal Services	1,095,409.42	-95,409.42	1,000,000.00
2000	Employee Benefits	302,545.81	5,000.00	307,545.81
3000	Purchased/Contracted Services	431,043.29	50,000.00	481,043.29
4000	Internal Services	930.00	409.42	1,339.42
5000	Other Charges	51,029.92	45,000.00	96,029.92
6000	Materials and Supplies	432,213.54	-500.00	431,713.54
8000	Capital Outlay	0.00	0.00	0.00
Total		2,313,171.98	4,500.00	2,317,671.98

Justification

[Empty justification text area]

Back Save Reset

Any error must be corrected before processing can begin. In the example, the wrong amount was entered in object line 6000 (should have been minus 5000) and no justification was entered.

After saving the data, confirmation appears at the top of the page and a request ID is assigned.

• Budget Request Successfully saved

Request for Budget Transfer

Selected Project Group, Project, Award Information

Project Group: NCLB - Title I Part A - Improving Basic Programs

Project: 429010000, Title I - Local Education Agency

Award: S010A100046 Award Year:2010

Budget Request (Within an award)

Request Id is 145677

Justification

Redistribute funds in accordance with the latest approved budget

[Back](#) [Save](#) [Reset](#) [Go to Submit](#)

Clicking on **Go to Submit** allows another review of the data and another chance to edit.

Request Id is 145577

Approval Queue

Total number of line items in the Budget Transfer Request is 5

Object Code Expenditure Accounts	Funds Available(\$)	Change in Funds(\$)	Revised Budget(\$)
0000 Unspecified	0.00	0.00	0.00
1000 Personal Services	1,095,409.42	-95,409.42	1,000,000.00
2000 Employee Benefits	302,545.81	5,000.00	307,545.81
3000 Purchased/Contracted Services	431,043.29	50,000.00	481,043.29
4000 Internal Services	930.00	409.42	1,339.42
5000 Other Charges	51,029.92	-45,000.00	96,029.92
6000 Materials and Supplies	437,213.54	-15,000.00	422,213.54
8000 Capital Outlay	0.00	0.00	0.00
Total Funds	2,313,171.98	0.00	2,313,171.98

Justification: Redistribute funds in accordance with the latest approved budget

Approval Status

Details

Status Tracking Number	Status	Status Date	Assigned By	Level	Comments
1837435	Created	10/31/2011	Ann Originator	0	

Comments:

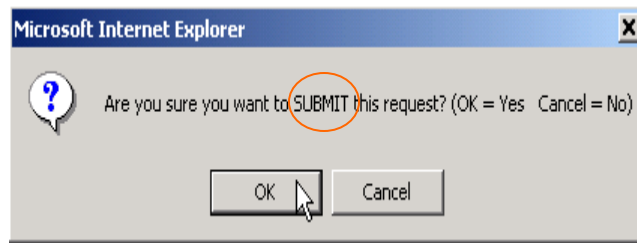
OMEGA will start processing the request once you have mouse clicked/selected the submit, approve or deny button, and confirmed the transaction by mouse clicking/selecting the OK button.
 You will be returned to the OMEGA home page once your transaction is completed.
 While waiting for your transaction to complete, do not select back or refresh, as such actions will prevent the processing of your request.

Back Edit Request Submit Request Cancel Request

After successfully saving, the Status Queue indicates the request is Created and shows a tracking number, status change date, the individual that changed the status, and the level at which the change was made.

There are four options:

- Back returns the user to the Omega Home page.
- Edit Request allow further changes to be made.
- Submit Request begins the processing and puts the request into the approval queue. A pop-up window will ask for confirmation as shown below. Select **OK** to complete the Transfer Request and return to the home page.



- Cancel Request will remove the request from the To-Do list. Once cancelled, the request cannot be further processed. Cancellation requires a justification.

Status Tracking Number	Status	Status Date	Assigned By	Level	Comments
1837436	Created	11/01/2011	Ann Originator	0	

ACCOMACK CO PBLC SCHS hereby claims reimbursement of disbursement made during the period 09/01/2011 to 09/30/2011 under the provisions of the program or grant indicated above. This is to certify that the expenditures listed in the reimbursement have been paid in accordance with the federal/state policies and/or regulations of Virginia Board of Education. It further certifies that documentation has been retained in the office of the educational agency/organization and is available upon request to support the claim. It is understood that this claim is subject to federal and/or state audits.

Comments:
Office collection covers requested amount. Funds returned to federal gov't to aid in national debt.

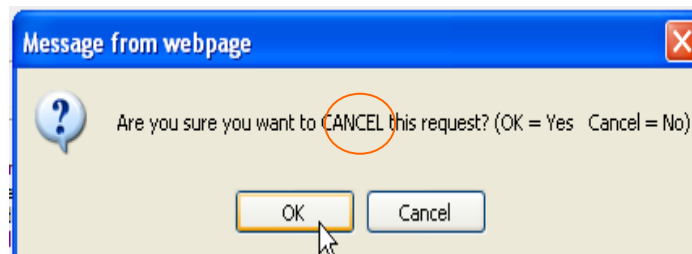
OMEGA will start processing the request once you have mouse clicked/selected the submit, approve or deny button, and confirmed the transaction by mouse clicking/selecting the OK button.

You will be returned to the OMEGA home page once your transaction is completed.

While waiting for your transaction to complete, do not select back or refresh, as such actions will prevent the processing of your request.

[Click here to Cancel the Request](#)

Clicking on Cancel Request will require confirmation:



Reviewing Object Code Budget Changes

Select **View My To-Do List**.

A Budget Transfer *Request Type* appears in the **To-Do** List of the originator before submission and thereafter in the **To-Do** list of each reviewer in the queue in turn.

The example below is the To-Do list of the first reviewer in the queue. Note ID 145677, the OMEGA tracking number.

Select  to view the Request.

To Do List (5 items)				
Id	Request Date	Request Type	Description	Action
145614	10/06/2011	Budget Transfer	Moving \$100.00 within 2010 Award S010A100046, project 429010000: Title I - Local Education Agency	
145618	10/06/2011	Budget Transfer	Moving \$24.46 within 2009 Award S010A090046, project 428920000: School Improvement Grant - Title I	
145670	10/20/2011	Reimbursement Request	\$5.00 for 2010 Award S010A100046, project 429010000: Title I - Local Education Agency	
145678	11/01/2011	Reimbursement Request	\$96,279.36 for 2009 Award S010A090046, project 428920000: School Improvement Grant - Title I	
145677	11/02/2011	Budget Transfer	Moving \$100,409.42 within 2010 Award S010A100046, project 429010000: Title I - Local Education Agency	

[Click here to view details](#)

The Selected Project Group, Project, and Award Information are displayed.

Request for Budget Transfer

[Details](#) [Approval Queue](#)

Selected Project Group, Project, Award Information

Project Group: NCLB - Title I Part A - Improving Basic Programs
Project: 429010000, Title I - Local Education Agency
Award: S010A100046 Award Year: 2010

Budget Transfer Request between Object Codes

This page details the budget by object code. The net Change Amount must sum to \$0.00. Please review this request and click Approve/Submit.

Request Id is 145677

[Approval Queue](#)

Total number of line items in the Budget Transfer Request is 8

Object Code Expenditure Accounts	Funds Available(\$)	Change in Funds(\$)	Revised Budget(\$)
0000 Unspecified	0.00	0.00	0.00
1000 Personal Services	1,095,409.42	-95,409.42	1,000,000.00
2000 Employee Benefits	302,545.81	5,000.00	307,545.81
3000 Purchased/Contracted Services	431,043.29	50,000.00	481,043.29
4000 Internal Services	930.00	409.42	1,339.42
5000 Other Charges	51,029.92	45,000.00	96,029.92
6000 Materials and Supplies	432,213.54	-5,000.00	427,213.54
8000 Capital Outlay	0.00	0.00	0.00
Total Funds	2,313,171.98	0.00	2,313,171.98

Justification: Redistribute funds in accordance with the latest approved budget

Approval Status ↓

[Details](#)

Status Tracking Number	Status	Status Date	Assigned By	Level	Comments
1837435	Created	10/31/2011	Ann Originator	0	
1837444	Submitted	11/02/2011	Ann Originator	0	Redistribute funds in accordance with the latest approved budget

To approve this request click Approve....

Approval Status ↓

Details

Status Tracking Number	Status	Status Date	Assigned By	Level	Comments
1837435	Created	10/31/2011	Ann Originator	0	
1837444	Submitted	11/02/2011	Ann Originator	0	Redistribute funds in accordance with the latest approved budget

Comments:

OMEGA will start processing the request once you have mouse clicked/selected the submit, approve or deny button, and confirmed the transaction by mouse clicking/selecting the OK button.

You will be returned to the OMEGA home page once your transaction is completed.

While waiting for your transaction to complete, do not select back or refresh, as such actions will prevent the processing of your request.


Click here to Approve the Request

...and Omega will return a confirmation box. Click Ok to proceed or Cancel to stop.

Status Tracking Number	Status	Status Date	Assigned By	Level	Comments
1837435	Created	10/31/2011	Ann Originator	0	
1837444	Submitted	11/02/2011	Ann Originator	0	Redistribute funds in accordance with the latest approved budget

Comments:

Message from webpage [X]

 Are you sure you want to APPROVE this request? (OK = Yes Cancel = No)

OMEGA will start processing the request once you have mouse clicked/selected the submit, approve or deny button, and confirmed the transaction by mouse clicking/selecting the OK button.

You will be returned to the OMEGA home page once your transaction is completed.

While waiting for your transaction to complete, do not select back or refresh, as such actions will prevent the processing of your request.

Upon clicking OK, the reviewer will, in a few moments, be returned to their Omega Home screen. The request will be deleted from the reviewer's To-Do list and added to their Pending list. It may be accessed from the Pending list as view-only. Note: the request will remain in the Pending list until the final reviewer in the queue approves, then it will be deleted from the Pending list.

Comments are optional for Approvals. A comment becomes a permanent part of the record. If a comment is to be entered, it must be entered before approving a request.

Any reviewer in the queue can deny a request. Denials require a comment that describes the reason for the denial. Upon clicking Deny, a confirmation box will appear.

Status Tracking Number	Status	Status Date	Assigned By	Level	Comments
1837435	Created	10/31/2011	Ann Originator	0	
1837444	Submitted	11/02/2011	Ann Originator	0	Redistribute funds in accordance with the latest approved budget
1837465	Approved	11/07/2011	Art Approver	1	Comment as desired

Message from webpage ✕

Are you sure you want to DENY this request? (OK = Yes Cancel = No)

Comments:

Denial comment required

OMEGA will start processing the request once you have mouse clicked/selected the submit, approve or deny button, and confirmed the transaction by mouse clicking/selecting the OK button.
 You will be returned to the OMEGA home page once your transaction is completed.
 While waiting for your transaction to complete, do not select back or refresh, as such actions will prevent the processing of your request.

A request denied by any reviewer will return to the To-Do list of the originator. The originator has the option of editing and resubmitting or cancelling the request. A resubmitted request follows the approval queue and goes to all required review levels.

The red writing below the comment area is a result of an ongoing issue with status changes. Because Omega screens may rebuild slowly, multiple status change requests can be recorded in error and the error will ultimately stop the processing of the request. The intent is to remind reviewers to click only once on the Approve or Deny button.

The below example is the To-Do list of the next (level-3) reviewer. Request ID 145677 has been approved at level-1.

To Do List (2 items)				
Id	Request Date	Request Type	Description	Action
145669	10/28/2011	Reimbursement Request	\$2,575.00 for 2010 Award S010A100046, project 429010000: Title I - Local Education Agency	Go
145677	11/07/2011	Budget Transfer	Moving \$100,409.42 within 2010 Award S010A100046, project 429010000: Title I - Local Education Agency	Go

Click here to view details

Clicking on the Go button opens the request. Note that each status change is documented in the Status queue below.

Approval Status ↓					
Details					
Status Tracking Number	Status	Status Date	Assigned By	Level	Comments
1837435	Created	10/31/2011	Ann Originator	0	
1837444	Submitted	11/02/2011	Ann Originator	0	Redistribute funds in accordance with the latest approved budget
1837465	Approved	11/07/2011	Art Approver	1	Comment as desired

Comments:

OMEGA will start processing the request once you have mouse clicked/selected the submit, approve or deny button, and confirmed the transaction by mouse clicking/selecting the OK button.

You will be returned to the OMEGA home page once your transaction is completed.

While waiting for your transaction to complete, do not select back or refresh, as such actions will prevent the processing of your request.

[Back](#)
[Approve](#)
[Deny](#)

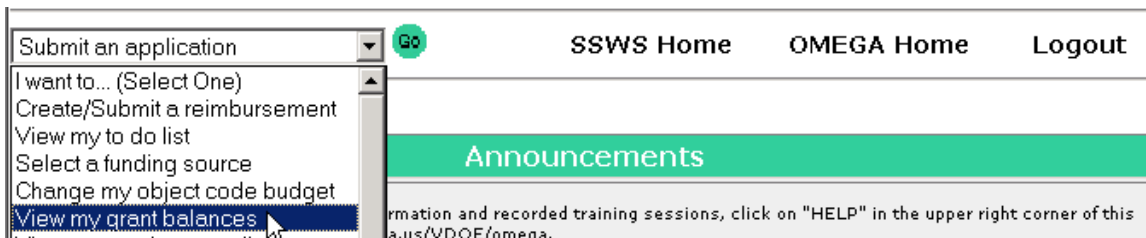
Click here to Approve the Request

Each reviewer has the same options to approve or deny.

OMEGA processes object code budget changes in two phases. Upon submission of a transfer, funds are immediately subtracted from the donating object line(s) and the Funds Available total is temporarily reduced by the amount being transferred. Transferring funds are added to the recipient object line(s) after the request is approved at all required review levels and the status changes to Transfer Complete.







View Grant Balances

Select [View my Grant Balances](#) from the OMEGA home page under **I Want To...**



Select 

If a default award has been selected, the Funds Available screen will be returned for that award. If no selection has been made, select from the list of Funding Sources and that selection will become the default as shown in the example below. To see another Award, select another funding source.

NCLB - Title I Part A - Improving Basic Programs							
Award Code	Award Year	Project Code	Description	Start Date	End Date	Funds Available	Action
S010A040046	2004	429010000	Title I - Local Education Agency	07/01/2004	09/30/2006	0.00	
S010A030046	2003	429010000	Title I - Local Education Agency	07/01/2003	09/30/2005	0.00	
S010A070046	2007	429010000	Title I - Local Education Agency	07/01/2007	09/30/2009	0.00	
S010A100046	2010	429010000	Title I - Local Education Agency	07/01/2010	09/30/2012	2,313,371.98	 Click here to select award
S010A050046	2005	429010000	Title I - Local Education Agency	07/01/2005	09/30/2007	0.00	
S010A000046	2000	429010000	Title I - Local Education Agency	07/01/2000	09/30/2002	0.00	

As shown in the below example, the grant balance is displayed by object line. The “Funds Available after all requests have been taken into consideration” column reflects completed transfers and reimbursements including those pending payment.

Selected Project Group, Project, Award Information

Project Group: NCLB - Title I Part A - Improving Basic Programs

Project: 429010000, Title I - Local Education Agency

Award: S010A100046 Award Year:2010

Funds Available

Object Code	Funds Available	Funds Available after all requests have been taken into consideration
0000	0.00	0.00
1000	1,000,000.00	1,000,000.00
2000	302,545.81	307,645.81
3000	431,043.29	481,043.29
4000	930.00	1,434.42
5000	51,029.92	96,029.92
6000	427,213.54	427,213.54
8000	0.00	0.00
Total Funds	2,212,762.56	2,313,366.98

View Pending List

Select [Pending List](#) under I Want To... on your OMEGA home page

The Pending List of an originator includes applications, budget transfers and reimbursements that have been submitted. The Pending List of a reviewer includes applications, budget transfers and reimbursements that have been approved by the reviewer. An item stays on the Pending list until the status either changes to Approval Completed or Denied. Upon Approval Completed the item simply drops off the list. Upon denial, the item moves to the all reviewers' Coming Soon lists and to the originator's To-Do list.

A request accessed from the Pending list can only be viewed.

Current User: **Art Approver** Current Subrecipient: 001 - ACCOMACK CO PBLC SCHS

I want to... (Select One) **Go** **SSWS Home** **OMEGA Home** **Logout**

Pending List (30 items)

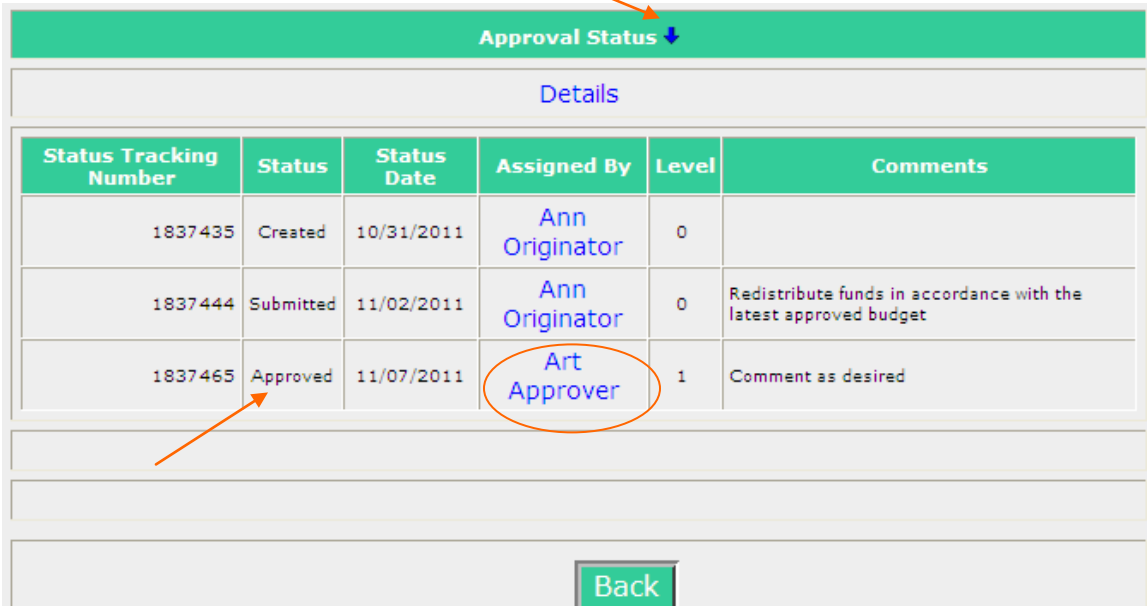
Id	Request Date	Request Type	Description	Action
144864	06/09/2011	Budget Transfer	Moving \$4,543.13 within 2009 Award Q186A090048, project 605110000: Drug Free School Payments	Go
		Reimbursement	\$18,618.93 for 2009 Award H391A090107, project 612450000:	Go
145646	11/07/2011	Reimbursement Request	\$0.50 for 2010 Award H027A100107, project 430710000: IDEA 611 Flow-through	Go
145677	11/07/2011	Budget Transfer	Moving \$100,409.42 within 2010 Award S010A100046, project 429010000: Title I - Local Education Agency	Go
145677	11/07/2011	Budget Transfer	Moving \$100,409.42 within 2010 Award S010A100046, project 429010000: Title I - Local Education Agency	Go

Click here to view details

Select the **Go** button to view additional details.

Request Id is 145677

If needed, select ↓ next to Approval Status to open the status queue to see the details. The arrow is a toggle that opens and closes the Approval Status list.



Approval Status ↓					
Details					
Status Tracking Number	Status	Status Date	Assigned By	Level	Comments
1837435	Created	10/31/2011	Ann Originator	0	
1837444	Submitted	11/02/2011	Ann Originator	0	Redistribute funds in accordance with the latest approved budget
1837465	Approved	11/07/2011	Art Approver	1	Comment as desired


Back

You will see the Created and Submitted dates as well as the dates for approval or denial. The Assigned By identifies the individual who performed the function displayed in the Status column.








View My Reimbursement/Budgets

This selection allows the user to view-only all reimbursements and transfers regardless of the status.





Select [View My Reimbursement/Budgets](#) from the OMEGA home page

View my reimbursement/budgets 	SSWS Home	OMEGA Home	Logout
---	---------------------------	----------------------------	------------------------







Search options filter the *Request Type*. Select the Request Type.

Please Select Filter Criteria			
Request Type	Select One 	Sub Recipient	ACCOMACK CO PBLC SCHS
Project Group	Select One 		
Project	Reimbursement Request 		
Award Code			 

Select the Project Group.

Please Select Filter Criteria			
Request Type	Reimbursement Request 	Sub Recipient	ACCOMACK CO PBLC SCHS
Project Group	Select One 		
Project	Select One 		
Award Code	ARRA - Education Funds SFSF and Jobs Fund NCLB - Title I Part A - Improving Basic Programs NCLB - Title I Part A - Improving Basic Programs		

Select the Project.

Please Select Filter Criteria			
Request Type	Reimbursement Request 	Sub Recipient	ACCOMACK CO PBLC SCHS
Project Group	NCLB - Title I Part A - Improving Basic Programs 		
Project	Select One 		
Award Code	Select One 		 
	429010000 - Title I - Local Education Agency		

Select the Award Code.

Please Select Filter Criteria

Request Type	Reimbursement Request	Sub Recipient	ACCOMACK CO PBLC SCHS	
Project Group	NCLB - Title I Part A - Improving Basic Programs			
Project	429010000 - Title I - Local Education Agency			
Award Code	Select One			Go Cancel

Select One
 All
 2003 - S010A030046
 2004 - S010A040046
 2005 - S010A050046
 2006 - S010A060046
 2007 - S010A070046
 2008 - S010A080046
 2009 - S010A090046
 2010 - S010A100046

Request Id	Project Group	Project	Award Code	Action
No request found				

Select **Go**

Please Select Filter Criteria

Request Type	Reimbursement Request	Sub Recipient	ACCOMACK CO PBLC SCHS	
Project Group	NCLB - Title I Part A - Improving Basic Programs			
Project	429010000 - Title I - Local Education Agency			
Award Code	2010 - S010A100046			Go Cancel

Search Request

..... and a list of items that match your filter criteria is returned.

Request Id	Request Date	Project Group	Project	Award Code	Action
138643	2011-05-27 20:04:09.0	NCLB - Title I Part A - Improving Basic Programs	Title I - Local Education Agency	S010A100046	Go
142440	2011-06-10 20:07:24.0	NCLB - Title I Part A - Improving Basic Programs	Title I - Local Education Agency	S010A100046	Go
145633	2011-10-27	NCLB - Title I Part A - Improving Basic Programs	Title I - Local Education Agency	S010A100046	Go
145669	2011-10-28	NCLB - Title I Part A - Improving Basic Programs	Title I - Local Education Agency	S010A100046	Go
145670	2011-10-20	NCLB - Title I Part A - Improving Basic Programs	Title I - Local Education Agency	S010A100046	Go
145664	2011-10-27	NCLB - Title I Part A - Improving Basic Programs	Title I - Local Education Agency	S010A100046	Go

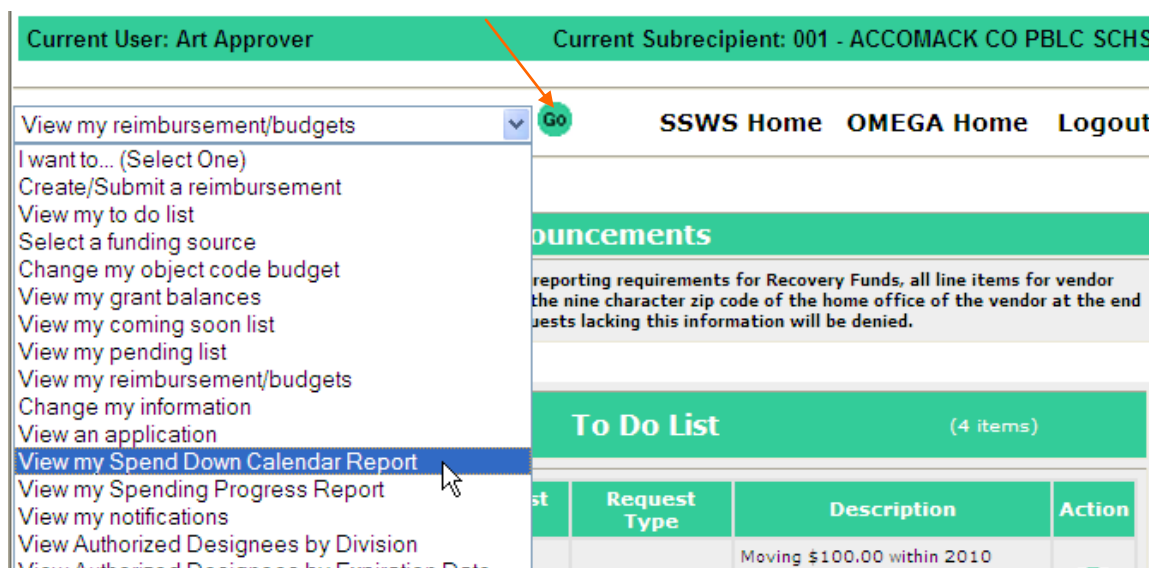
This list includes all items that match the criteria and includes requests with any status (Created, Submitted, Approved, Denied, Cancelled, Approval Completed).

Select **Go** to view the details of a request.

Spend Down Calendar Report

OMEGA generates a Spend Down Calendar Report that shows all financial activity from the initial award allocation through the date of the last activity. Transaction activity is reported by date, status, object code, description and current balance. This report allows grant managers and administrators to effectively monitor grant activity and grant balances.

On the OMEGA home page, the Spend Down Calendar Report is selected through the drop-down list and clicking on Go.



A user must designate Report Parameters by selecting:

- Award from the Project Group
- An individual project within a grant award , and
- An individual award code within a grant award.

Click Generate Report.

An example of the report is below:

Spend Down Report

Selected Project Group, Project, Award Information											
Project Group: NCLB - Title I Part A - Improving Basic Programs											
Project: 429010000, Title I - Local Education Agency											
Award: S010A100046 Award Year:2010											
Payee: ACCOMACK CO PBLC SCHS											
Major Objects											
Date	Description	Status	0000	1000	2000	3000	4000	5000	6000	8000	Total
11/10/2011	Original Budget		2,352,826.31	0.00	0.00	0.00	0.00	0.00	0.00	0.00	2,352,826.31
03/23/2011	Budget 138178	Transfer Complete	-2,352,826.31	1,108,324.32	303,755.10	434,918.29	2,930.00	51,733.92	451,164.68	0.00	0.00
05/27/2011	Raimb 138643	Paid	0.00	-8,250.59	-764.26	0.00	0.00	-204.00	0.00	0.00	-9,218.85
06/10/2011	Reimb 142440	Paid	0.00	-4,464.31	-445.03	-3,800.00	0.00	0.00	-18,951.14	0.00	-27,660.48
10/06/2011	Budget 145614	Submitted	0.00	-100.00	0.00	0.00	100.00	0.00	0.00	0.00	0.00
10/27/2011	Budget 145674	Approved	0.00	-100.00	100.00	0.00	0.00	0.00	0.00	0.00	0.00
10/28/2011	Raimb 145669	Approved	0.00	0.00	0.00	-75.00	-2,000.00	-500.00	0.00	0.00	-2,575.00
11/07/2011	Budget 145677	Approved	0.00	-95,409.42	5,000.00	50,000.00	409.42	45,000.00	-5,000.00	0.00	0.00
	Current Balance		0.00	1,000,000.00	307,645.81	481,043.29	1,439.42	96,029.92	427,213.54	0.00	2,313,371.98

Transaction activity includes reimbursement requests, transfer requests, and adjusting entries. Reimbursement requests include those with a status of Submitted, Approved, Pending, and Paid. Transfer requests include those with a status of Submitted, Transfer Approved and Transfer Complete. Note that budget transfers update the Spend Down Calendar immediately when the request is Submitted. However the transferring funds won't be available for reimbursement until the status is Transfer Complete.

Requests with a Denied or Cancelled status are not listed and do not affect the Calendar.

Spending Progress Report

The Spending Progress Report is selected through the drop-down list on the OMEGA home page, clicking on Go,

Current User: Art Approver Current Subrecipient: 001 - ACCOMACK CO PBLC SCHS

Go [SSWS Home](#) [OMEGA Home](#) [Logout](#)

I want to... (Select One) ▼

- I want to... (Select One)
- Create/Submit a reimbursement
- View my to do list
- Select a funding source
- Change my object code budget
- View my grant balances
- View my coming soon list
- View my pending list
- View my reimbursement/budgets
- Change my information
- View an application
- View my Spend Down Calendar Report
- View my Spending Progress Report**
- View my notifications
- View Authorized Designees by Division
- View Authorized Designees by Expiration Date

Progress Report Report Parameters

Generate Report Cancel

..... selecting in the Report Parameters and clicking on Generate Report

Please Select the Spending Progress Report Report Parameters

Sub Recipient: ACCOMACK CO PBLC SCHS

Project Group: NCLB - Title I Part A - Improving Basic Programs ▼

Project: 429010000 - Title I - Local Education Agency ▼

Award Code: 2010 - S010A100046 ▼

Generate Report Cancel

The Spending Progress Report is award specific and shows the Budgeted Amount of the Award, the Current Balance and the Percentage of Funds Unexpended. This report allows grant managers to monitor the pace of reimbursements through the award cycle.

Spending Progress Report			
Selected Project Group, Project, Award Information			
Project Group: NCLB - Title I Part A - Improving Basic Programs			
Project: 429010000, Title I - Local Education Agency			
Award: S010A100046 Award Year:2010			
Payee	Budgeted Amount	Current Balance	Percentage Unexpended
001 - ACCOMACK CO PBLC SCHS	2,352,826.31	2,313,371.98	98.32

Submitting Applications

The application process allows school divisions to transmit grant award information electronically to the Department of Education while ensuring appropriate levels of review. The process provides one central repository for award documentation and allows immediate access to users.

Grantees may choose to submit an application for one award (non-consolidated) or an application for multiple awards (consolidated). More than one application per year can be submitted by a grantee and the applications can be a combination of consolidated and non-consolidated. However, duplicate requests for the same award for the same year will not be processed.

Using OMEGA, it is not necessary to send the paper copy of the signed application cover page(s) to the Virginia Department of Education (VDOE). The application cover page(s) signed by the division superintendent and the local school chairperson should be retained and filed at the local level.

OMEGA processes a consolidated application differently than it processes an individual application. For example:

- When more than one award is submitted under a consolidated application and one of the awards is denied at the SEA Level, the consolidated application is not approved until the revision for the denied award(s) is revised and approved.
- The consolidated application appears as one request in the superintendent's/designee's Level-4 To-Do List. Therefore, if the level-4 approves, all awards within the application are approved. If the level-4 denies, all awards within the application are denied. Each award within the consolidated application appears separately through other approval levels.
- In a consolidated application, if one or more awards require review at optional level 1, 2, or 3, the application will not go to the level-4 To-Do list for review until all lower levels have approved.
- An *Award Notification* is not generated until all awards included in a consolidated application are approved and the budget allocations are available.

At least two people at the school division level are required to be involved in the automated process of submitting and approving an application. One of those individuals, the *Application Originator*, performs the download of the completed application(s) Excel spreadsheet and submits the application for approval. (The application spreadsheet is prepared on a local computer.)

After the application has been downloaded, saved and submitted by the originator, the division *superintendent* or a *superintendent's designee*, on record at DOE as having signature authority for the superintendent, must approve the application in OMEGA.

The following example shows the submission and approval process of a consolidated application.

On the OMEGA home page, the application *Originator* selects Submit an Application.

The screenshot displays the OMEGA application interface. At the top, a green header bar shows 'Current User: Ann Originator' and 'Current Subrecipient: 047 - JAN'. Below this, a navigation bar includes 'SSWS Home' and 'OMEGA Home'. A dropdown menu is open, listing various actions. The option 'Submit an application' is highlighted in blue and circled in orange. A mouse cursor is positioned over this option. Other options in the menu include 'Create/Submit a reimbursement', 'View my to do list', 'Select a funding source', 'Change my object code budget', 'View my grant balances', 'View my coming soon list', 'View my pending list', 'View my reimbursement/budgets', 'Change my information', 'Submit an application amendment', 'View an application', 'View my Spend Down Calendar Report', 'View my Spending Progress Report', 'View Authorized Designees by Division', and 'View Authorized Designees by Expiration Date'. In the background, a 'Do List' section is visible with '(0 items)' and a table with columns for 'Request Type', 'Description', and 'Action'.

Choose the Award Year for the application using the drop-down menu.

Application Request

Application Request

Choose the Award Year * 2011

Do you wish to submit a consolidated application? * Yes No

Check Yes No to identify a consolidated application. A consolidated application has multiple awards. Checking No identifies an application with a single award and Omega will allow only one award to be selected.

Indicate the award(s) for which funding is being requested by checking the appropriate box(es). Then click on Browse. Find and select (double click the file name or click the file name once and “Open” once) the Excel spreadsheet that contains the application information.

Note: the Excel spreadsheet must be saved in the 1997/2003 workbook format. Excel automatically appends a “.xls” extension to the file name.

Choose the Project Group(s)

<input checked="" type="checkbox"/>	NCLB - Title I Part A - Improving Basic
<input type="checkbox"/>	NCLB - Title I Part C - Migrant Educatio
<input type="checkbox"/>	NCLB - Title I Part D - Neglected or De
<input checked="" type="checkbox"/>	NCLB - Title II Part A - Improving Teac
<input checked="" type="checkbox"/>	NCLB - Title II Part D - Enhancing Educ
<input type="checkbox"/>	NCLB - Title III Part A - Limited Englis
<input type="checkbox"/>	NCLB - Title IV Part A - Safe and Drug-
<input type="checkbox"/>	NCLB - Title V Part A - Innovative Prog
<input type="checkbox"/>	NCLB - Title VI Part B Subpart B - Rura
<input type="checkbox"/>	IDEA - Part B Section 611 - Special Ed
<input type="checkbox"/>	IDEA - Part B Section 619 - Special Ed
<input type="checkbox"/>	Perkins Career and Technical Education

Browse and select the Application file to be uploa

Browse...

Choose File to Upload

Look in: 047

- 047 Con App 2009.xls
- 047 Con App 2010.xls
- 047 Con App 2011 .xls

Type: Microsoft Office Excel 97-2003 Worksheet
Size: 16.5 KB
Date Modified: 12/13/2011 3:28 PM

File name: 047 Con App 2011 .xls

Files of type: All Files (*.*)

Open Cancel

Back Save Reset Go To Submit

Once the file name appears in the Browse box, click Save.

Choose the Project Group(s)

<input checked="" type="checkbox"/>	NCLB - Title I Part A - Improving Basic Programs
<input type="checkbox"/>	NCLB - Title I Part C - Migrant Education
<input type="checkbox"/>	NCLB - Title I Part D - Neglected or Delinquent
<input checked="" type="checkbox"/>	NCLB - Title II Part A - Improving Teacher Quality
<input checked="" type="checkbox"/>	NCLB - Title II Part D - Enhancing Education Through Technology
<input type="checkbox"/>	NCLB - Title III Part A - Limited English Proficient
<input type="checkbox"/>	NCLB - Title IV Part A - Safe and Drug-Free Schools & Communities
<input type="checkbox"/>	NCLB - Title V Part A - Innovative Programs
<input type="checkbox"/>	NCLB - Title VI Part B Subpart B - Rural and Low-Income
<input type="checkbox"/>	IDEA - Part B Section 611 - Special Education
<input type="checkbox"/>	IDEA - Part B Section 619 - Special Education Preschool
<input type="checkbox"/>	Perkins Career and Technical Education Act of 2006, Federal - Title I

Browse and select the Application file to be uploaded. Long filenames will be truncated to 50 characters.

H:\EXCEL\047\047 Con

Save downloads the Excel spreadsheet to Omega and generates a “Application Request Successfully saved” notice shown below:

Current User: Ann Originator Current Subrecipient: 047 - JAMES CITY COUNTY

I want to... (Select One) [SSWS Home](#) [OMEGA Home](#) [Logout](#)

• Application Request Successfully saved

Application Request

A unique Application ID is assigned by Omega

Application Request

Application Request Details

[Application Files](#) [Project Group](#)

Application Id is 24041

Year:	2011
Consolidated Application:	Y
File Name:	047 Con App 2011 .xls

The originator has the option of submitting immediately or delaying the submission.

Immediate Submission of an Application

Click “Go To Submit”....

Browse and select the Application file to be uploaded. Long filenames will be truncated to 50 characters.

H:\EXCEL\047\047 Con.

..... then click “Submit Request”. Comments may be made but are not required. If Comments are desired, they must be entered before clicking “Submit Request”. Note also the statement of certification that the information in the application is correct.

Certification: We hereby certify that, to the best of our knowledge, the information contained in the application is correct.

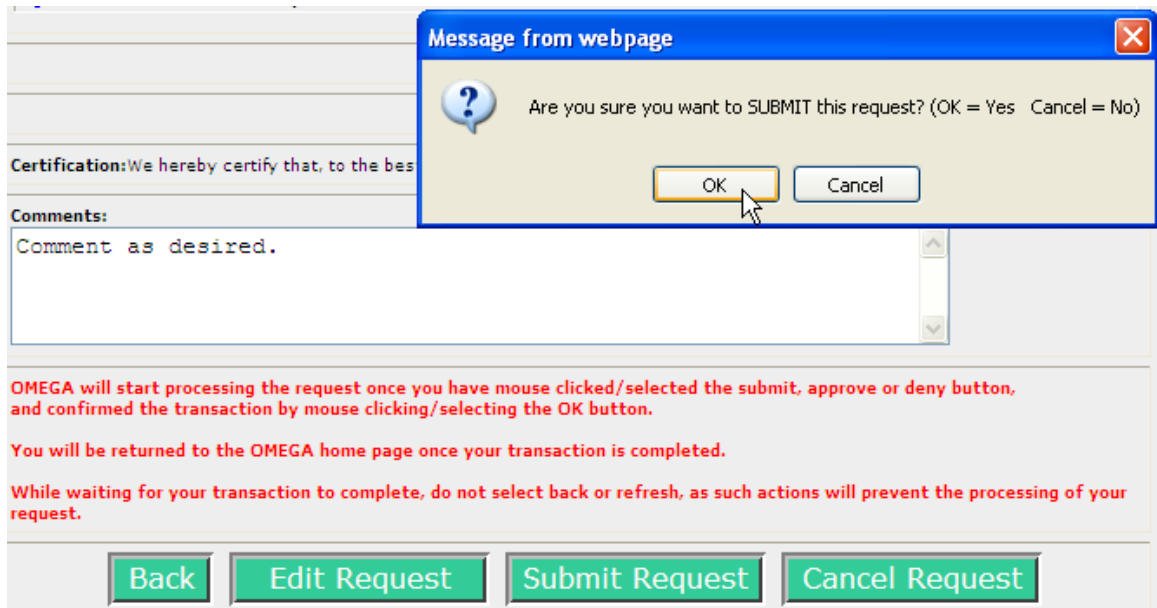
Comments:

OMEGA will start processing the request once you have mouse clicked/selected the submit, approve or deny button, and confirmed the transaction by mouse clicking/selecting the OK button.

You will be returned to the OMEGA home page once your transaction is completed.

While waiting for your transaction to complete, do not select back or refresh, as such actions will prevent the processing of your request.

A pop up box will be returned that requires the originator to validate the submission. Click “Ok” to proceed. “Cancel” will stop the submission and allow the originator to further edit the application information.



Upon clicking “Ok”, the originator will, in a few moments, be returned to their Home screen. That means the application is submitted and in the approval queue.

The red writing below the comment area is a result of an ongoing issue with status changes. Because Omega screens may rebuild slowly, multiple status change requests can be recorded in error and the error will ultimately stop the processing of the request. The intent is to remind the originator to click only once each on the “Submit Request” and “Ok” buttons.

The “Back” button returns the originator to the previous screen.

The “Edit Request” button allows the originator to browse again and select and download a different Excel spreadsheet.

The “Cancel Request” button deletes the application. Once cancelled, an application **cannot** be further processed.

Delayed Submission of an Application

If the application isn’t submitted immediately, the application is entered into the originator’s To-Do list with a unique Application ID number assigned by Omega as shown below. Note that the Application ID number appears in the “Description” area.

I want to... (Select One)



SSWS Home OMEGA Home Logout

Announcements



ARRA Funded Grant Reimbursements: Due to reporting requirements for Recovery Funds, all line items for vendor payments of \$25,000 or greater must include the nine character zip code of the home office of the vendor at the end of the vendor name field. Reimbursement requests lacking this information will be denied.

I want to ...

Create/Submit a reimbursement

View my to do list

Select a funding source

To Do List

(1 item)

Id	Request Date	Request Type	Description	Action
158253	12/14/2011	Application Request	2011 Consolidated Application, Application id 24041	

Click the “Go” button to access the application.

The next screen displays Application Request Details. Note the Application ID, Year, Type, and file name in two places.

Application Request

Application Request Details

[Application Files](#) [Project Group](#)

Application Id is 24041

Year:	2011
Consolidated Application:	Y
File Name:	047 Con App 2011 .xls
File Type:	application/vnd.ms-excel
Upload Date:	12/14/2011
File Size:	Less than 1 MB
Application Type:	Original
	Click here to View
	Click here to Download
Project Group:	Consolidated Application

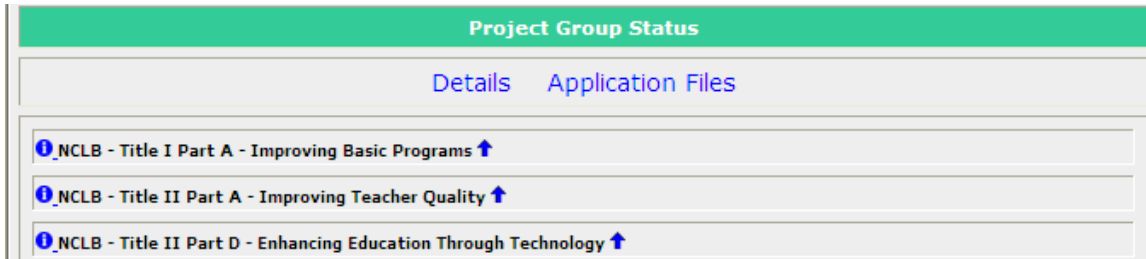
Application History

[Details](#) [Project Group](#)

Application Type	File Name	Upload Date	View	Download
Original	047 Con App 2011 .xls	12/14/2011		

“View” and “Download” can be used to **view-only** the attached spreadsheet.

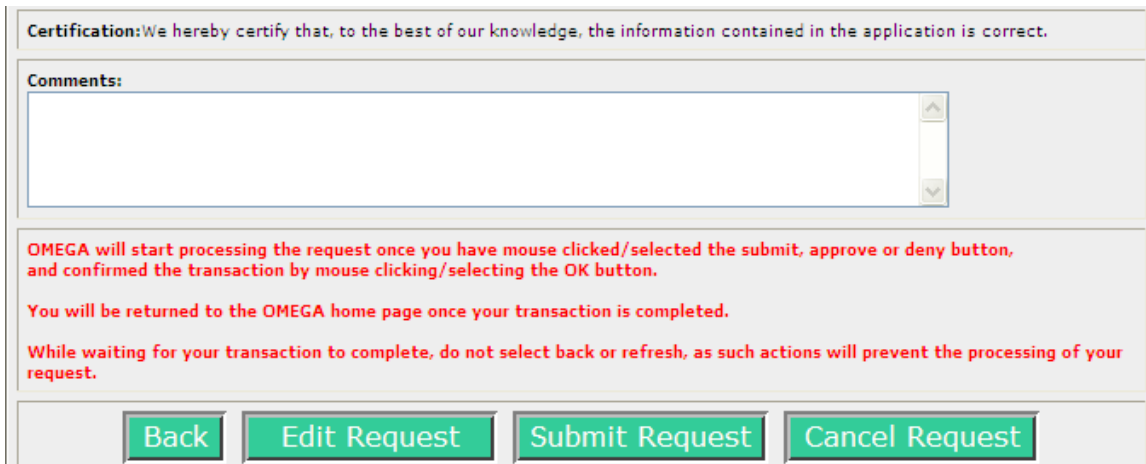
Further down the page is the Project Group Status section. The awards in the application are listed.



Nearer the bottom of the page is a statement that the originator certifies the information in the application is correct.

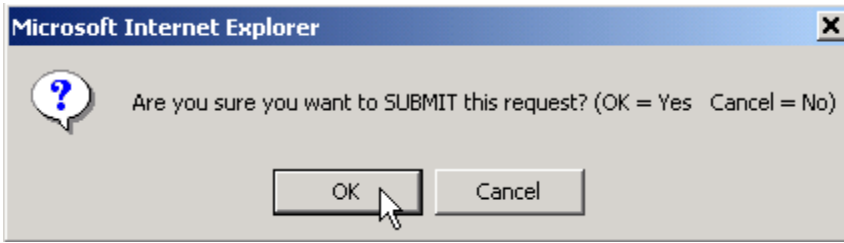
Below that is a Comment area. Comments are allowed when the “Submit Request” option is selected, but not required. Comments become a permanent part of the application record.

The red writing below the comment area is a result of an ongoing issue with status changes. Because Omega screens may rebuild slowly, multiple status change requests can be recorded in error and the error will ultimately stop the processing of the request. The intent is to remind the originator to click only once each on the “Submit Request” and “Ok” buttons.



To submit the application to the queue for approval, click “Submit Request”.

The pop-up window requires confirmation. The “Cancel” button stops the processing and allows further editing.



Once the application is successfully submitted by the Originator, it moves into the Application Approval Queue to the To-Do List of the first required review level in the queue. Approval or denial by the LEA at level-4 (Superintendent/Designee) is always required by Omega. Requirement for review at levels 1, 2, and 3 is set at the option of each individual LEA.

The "Back" button returns the originator to the previous screen.

The "Edit Request" button allows the originator to browse again and select and download a different Excel spreadsheet.

The "Cancel Request" button deletes the application. Once cancelled, an application **cannot** be further processed. Cancellation requires a comment.

Approving Applications

The “To-Do” List shows the Application Requests requiring approval. In the example, three applications are ready for review, two consolidated applications and one non-consolidated.

To Do List (3 items)				
Id	Request Date	Request Type	Description	Action
158253	12/27/2011	Application Request	2011 Consolidated Application, Application id 24041	Go
158260	12/28/2011	Application Request	2011 Consolidated Application, Application id 24044	Go
158266	12/28/2011	Application Request	2009 Perkins Career and Technical Education Act of 2006, Federal - Title I, Application id 24045	Go

Select [Go](#) to begin the approval process and to view the Application Request Details. Note the Application ID in the To-Do list above and on the Application Request below.

Current User: Susie Superintendent Current Subrecipient: 047 - JAMES CITY COUNTY

I want to... (Select One) [Go](#) [SSWS Home](#) [OMEGA Home](#) [Logout](#)

Application Request

Application Request Details

[Application Files](#) [Project Group](#)

Application Id is 24041

Year:	2011
Consolidated Application:	Y
File Name:	047 Con App 2011 .xls
File Type:	application/vnd.ms-excel
Upload Date:	12/14/2011
File Size:	Less than 1 MB
Application Type:	Original
	Click here to View
	Click here to Download
Project Group:	Consolidated Application

The reviewer can **view** or **download** this application from [Click here to View](#) the Application Request Details section or view or download the application from the Application History section.

Application History				
		Details Project Group		
Application Type	File Name	Upload Date	View	Download
Original	047 Con App 2011 .xls	12/14/2011		

By clicking on the little blue arrow in the “Project Group Status section” ...

Project Group Status
Details Application Files
NCLB - Title I Part A - Improving Basic Programs ↑
NCLB - Title II Part A - Improving Teacher Quality
NCLB - Title II Part D - Enhancing Education Through Technology

.... the status history for that particular award appears, shown below. The arrow is a toggle and clicking it again will close the status queue.

Project Group Status																		
Details Application Files																		
NCLB - Title I Part A - Improving Basic Programs ↑																		
<table border="1"> <thead> <tr> <th>Status Tracking Number</th> <th>Status</th> <th>Status Date</th> <th>Assigned By</th> <th>Level</th> <th>Comments</th> </tr> </thead> <tbody> <tr> <td>2009573</td> <td>Created</td> <td>12/14/2011</td> <td>Ann Originator</td> <td>0</td> <td></td> </tr> <tr> <td>2009590</td> <td>Submitted</td> <td>12/27/2011</td> <td>Ann Originator</td> <td>0</td> <td></td> </tr> </tbody> </table>	Status Tracking Number	Status	Status Date	Assigned By	Level	Comments	2009573	Created	12/14/2011	Ann Originator	0		2009590	Submitted	12/27/2011	Ann Originator	0	
Status Tracking Number	Status	Status Date	Assigned By	Level	Comments													
2009573	Created	12/14/2011	Ann Originator	0														
2009590	Submitted	12/27/2011	Ann Originator	0														
NCLB - Title II Part A - Improving Teacher Quality ↑																		
NCLB - Title II Part D - Enhancing Education Through Technology ↑																		

Beneath the Project Group Status section are statements concerning the appropriate use of federal funds and assurances that funds will be used in accordance with applicable regulations. By approving the application, the grantee agrees to abide by the conditions in the statements.

The red writing below the comment area is a result of an ongoing issue with status changes. Because Omega screens may rebuild slowly, multiple status change requests can be recorded in error and the error will ultimately stop the processing of the request. The intent is to remind the reviewer to click only once each on the “Approve” and “Ok” buttons.

Use of Funds: The applicant designated above applies for an allocation of federal assistance as appropriated under the No Child Left Behind Act of 2001. Funds are available to support local education reform efforts that are consistent with statewide education reform efforts to:

1. provide funding to implement promising education reform programs and school improvement programs based on scientifically-based research;
2. to provide a continuing source of innovative and educational improvement;
3. to meet the educational needs of all students; and
4. to develop and implement education programs to improve student achievement and teacher performance.

Specific use of funds for this title are found in the "Guidelines, Instructions, and Assistance" document.

Assurances: The local educational agency assures that the programs identified in the application will be administered and implemented in compliance with all applicable statutes, regulations, policies, program plans, and applications. Additionally, the local educational agency agrees to implement the general and program specific assurances located in the "Application Guidelines, Instructions, and Assurance." packet. The assurance are to be retained at the division level.

Comments:

OMEGA will start processing the request once you have mouse clicked/selected the submit, approve or deny button, and confirmed the transaction by mouse clicking/selecting the OK button.

You will be returned to the OMEGA home page once your transaction is completed.

While waiting for your transaction to complete, do not select back or refresh, as such actions will prevent the processing of your request.

Comments are allowed but not required for approval. If comments are entered, they must be entered prior to approving the application. Comments become part of the permanent record.

To approve, click

A pop-up asks for confirmation of the approval.



Select OK to complete the approval and return to the OMEGA home page. The request is removed from the reviewer's To-Do List and is added to the reviewer's Pending list. Approval also adds the request to the To-Do list of the next required review level.

The "Back" button returns the reviewer to the previous page without approving or denying.

The "Deny" button returns the application to the To-Do list of the originator for editing or cancellation. Denial requires a comment.

Revising a Denied Application

A submitted application can be denied at any LEA or SEA Review Level as it moves through the Approval Queue. Correction of a denial can be done only by an originator and only when the application is available in an originator’s To-Do list. If a non-consolidated (only one award) application is denied, the application immediately returns to the Originator’s To-Do List. If an award in a consolidated (multiple awards) application is denied, the application won’t return to the originator until all awards within the application have a status of either “Denied” or “Approval Completed”. The examples below demonstrate the application status:

Example 1

Application ID 12345	Status
Title I-A	Denied
Title II-A	Approved @ level 4
Title II-D	Approval Completed

Title I-A must be corrected but Application 12345 can’t be revised yet. It’s not in an originator’s To-Do list because the Title II-A award is still in process. When the title II-A award status changes to either “Denied” or “Approval Completed”, the application will return to the originator’s To-Do list for revision.

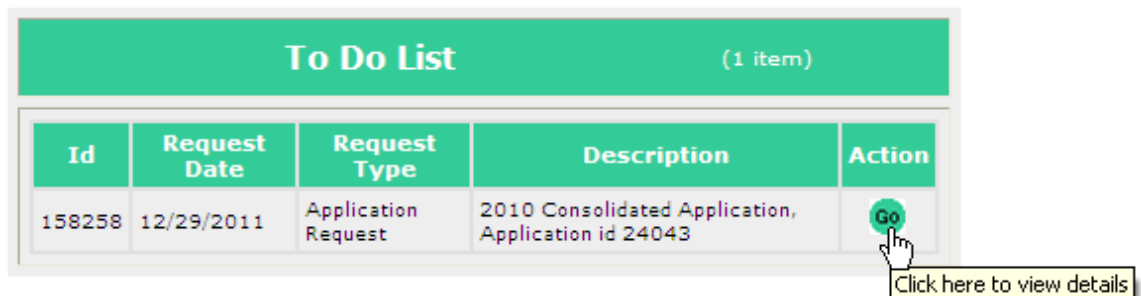
Example 2

Application ID 33333	Status
Title I-D	Denied
Title III-A	Denied
Title IV-A	Approval Completed

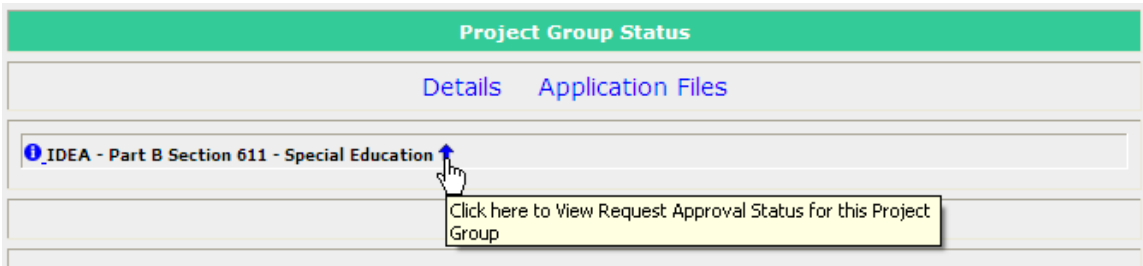
Application ID 33333 is in an originator’s To-Do list and available for revision and re-submission. The status of all awards in the application is either Denied or Approval Completed.

A consolidated application is not fully approved by VDOE until all revisions are made and the status of all awards in the application is “Approval Completed”.

Because denial requires the reviewer to add a comment as to why the award was denied, an originator can access the application from the To-Do list as shown below.....



..... access the Status Queue and read what needs to be revised. If needed, click the arrow



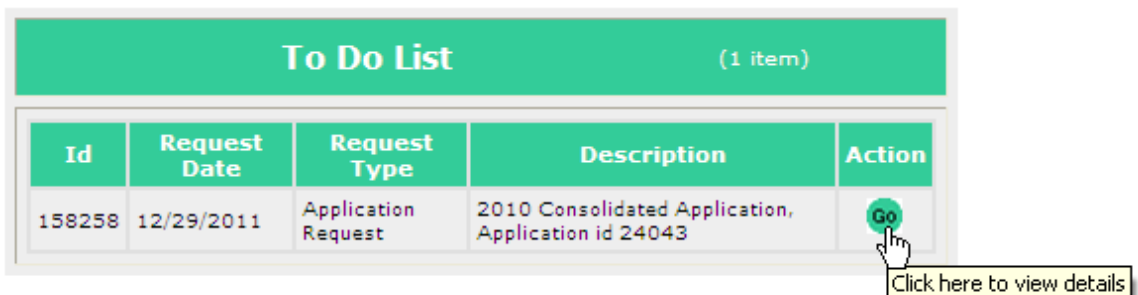
.... to open the status queue.

The screenshot shows the same "Project Group Status" header. Below the links, the list item "1_IDEA - Part B Section 611 - Special Education" is expanded to show a table. An orange arrow points to the "Denied" row. The "Comments" cell in that row is circled in orange.

Status Tracking Number	Status	Status Date	Assigned By	Level	Comments
2009578	Created	12/15/2011	Ann Originator	0	
2009602	Submitted	12/29/2011	Ann Originator	0	
2009604	Approved	12/29/2011	Susie Superintendent	4	
2009606	Denied	12/29/2011	Sgt Schultz	5	Denied. "Monster Truck" is not an allowable expense.

Revisions are made by going into **EXCEL**, accessing the spreadsheet that contains the award information, making required changes, and saving the revised spreadsheet. Hints: Make sure the revised spreadsheet is "Saved As" the 1997/2003 workbook format with the .xls extension. Also, the file name should be short and unique due to limits in Omega's Browse feature.

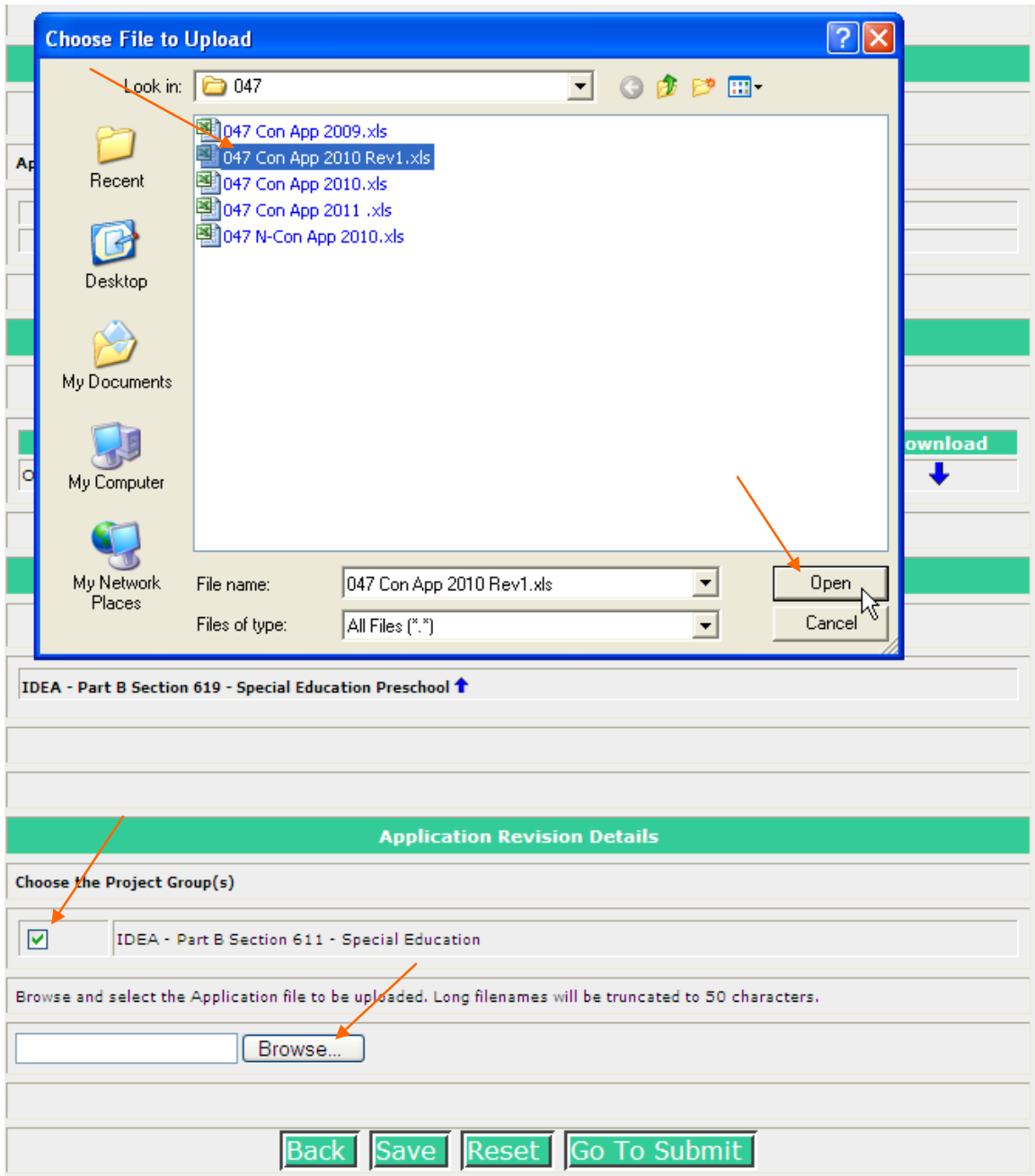
Then go back to Omega, access the application from the To-Do list by clicking the Go button



..... click on “Edit Request”

The screenshot shows a web application interface for managing project groups. At the top, there is a green header bar with the text "Project Group Status". Below this, there are two tabs: "Details" and "Application Files". The main content area contains a search bar with the text "IDEA - Part B Section 611 - Special Education" and a blue upward arrow. Below the search bar, there is a "Certification" section with the text: "We hereby certify that, to the best of our knowledge, the information contained in the application is correct." Underneath the certification is a "Comments" section with a large text area and a vertical scrollbar. Below the comments, there are three lines of red text: "OMEGA will start processing the request once you have mouse clicked/selected the submit, approve or deny button, and confirmed the transaction by mouse clicking/selecting the OK button.", "You will be returned to the OMEGA home page once your transaction is completed.", and "While waiting for your transaction to complete, do not select back or refresh, as such actions will prevent the processing of your request." At the bottom of the form, there are three buttons: "Back", "Edit Request", and "Submit Request". A mouse cursor is pointing at the "Edit Request" button. Below the buttons, there is a small text box containing the text "Edit Application Request".

..... check the box(s) in the “Choose the Project Group(s)” for the award(s) that are revised, click on “Browse”, click-to-select the spreadsheet that contains the revised information, click on “Open”



..... and the selected file name appears in the browse box, shown below.

Application Revision Details

Choose the Project Group(s)

IDEA - Part B Section 611 - Special Education

Browse and select the Application file to be uploaded. Long filenames will be truncated to 50 characters.

H:\EXCEL\047\047 Con

Click on “Save” to download the revised spreadsheet. Note: “Go To Submit” is an option. However, the originator is encouraged to “Save” first to ensure the spreadsheet downloads properly.

Application History shows the Original and the Revised application(s) and the message “Application Request Successfully saved”.

Application History

Details [Project Group](#)

Application Type	File Name	Upload Date	View	Download
Original	047 Con App 2010.xls	12/15/2011	i	↓
Revision	047 Con App 2010 Rev1.xls	01/03/2012	i	↓

Project Group Status

Details [Application Files](#)

IDEA - Part B Section 611 - Special Education ↑

- Application Request Successfully saved

Also, notice that the Application ID remains the same

Application Request Details

[Application Files](#) [Project Group](#)

Application Id is 24043

A summary of the revised application information is displayed. Click “Go To Submit”.

Application Revision Details	
Choose the Project Group(s)	
<input checked="" type="checkbox"/>	IDEA - Part B Section 611 - Special Education
Browse and select the Application file to be uploaded. Long filenames will be truncated to 50 characters.	
<input type="text"/>	<input type="button" value="Browse..."/>
File Name:	047 Con App 2010 Rev1.xls
File Type:	application/vnd.ms-excel
Upload Date:	01/03/2012
File Size:	0.0 MB
Application Type:	Revision
	Click here to View
	Click here to Download
<input type="button" value="Back"/> <input type="button" value="Save"/> <input type="button" value="Reset"/> <input type="button" value="Go To Submit"/>	

The following screen allows comments. A brief description of revisions should be entered.

Certification: We hereby certify that, to the best of our knowledge, the information contained in the application is correct.

Comments:
Deleted "Monster Truck" and added computers for classroom use.

OMEGA will start processing the request once you have mouse clicked/selected the submit, approve or deny button, and confirmed the transaction by mouse clicking/selecting the OK button.

You will be returned to the OMEGA home page once your transaction is completed.

While waiting for your transaction to complete, do not select back or refresh, as such actions will prevent the processing of your request.

Select

Select **OK** to confirm submission of the revised application.



In a few moments the originator is returned to the Omega Home screen. That indicates the revised application is successfully submitted and has simultaneously moved off of the originator's To-Do list, onto the originator's Pending list, and onto the To-Do list of the first reviewer in the queue. Hint: the originator should contact the first reviewer to advise there's an item to be reviewed.

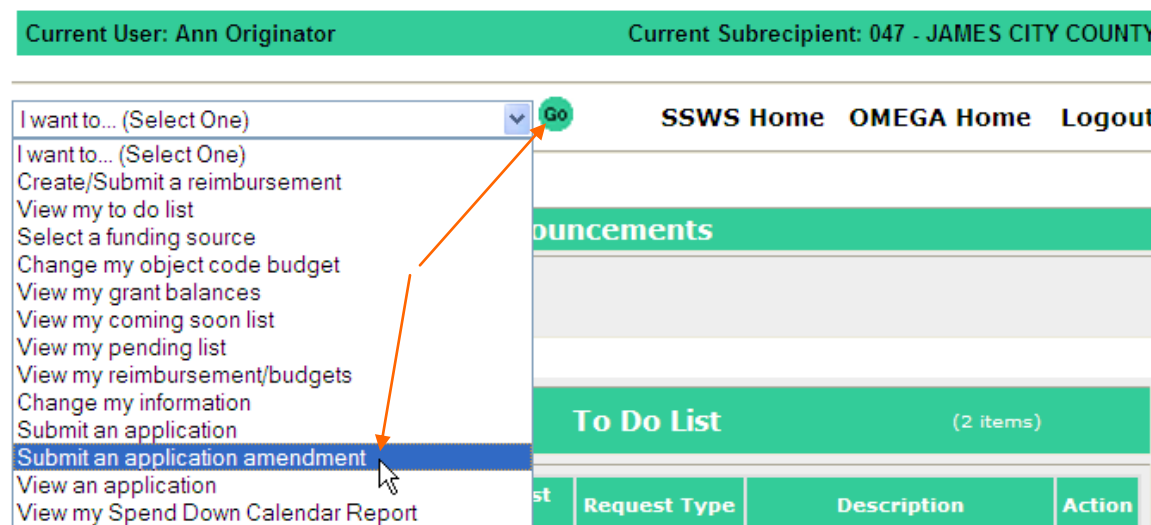
Submitting an Amended Application

An application amendment may be processed after an Application Request has the status of Approval Completed. In a consolidated (multiple awards) application, all individual awards must have the status of Approval Completed. In a non-consolidated application (one award) the one award must have the status of Approval Completed.

An amendment to an application is submitted after proposed changes to grant goals and objectives are discussed and verbally approved by the VDOE grant program officer.

The first step in an amended application is to go into **EXCEL**, access the spreadsheet that contains the application information, make necessary changes, and save it. Hint: Access the most recent spreadsheet and do a “Save As”, changing the file name slightly i.e., add amend1 ... amend2, to make it easy to find later when you Browse. Edit the file and save again. Because of limitations in the Browse box size, file names should be kept short. Long file names will be truncated to 50 characters. The file must be saved in the 1997/2003 workbook format with the automatically added .xls extension.

To submit an amended application, the Originator selects “I want to submit an application amendment” from the drop-down menu on the OMEGA home page and clicks on Go.



Select the application that’s being amended from the “List of Application(s) for All Open Awards” by clicking on Go on the appropriate application.

I want to... (Select One)

[SSWS Home](#) [OMEGA Home](#) [Logout](#)

List of Application(s) for All Open Awards

Application List					
ID	Application Year	Application Type	Project Group	Approval Status	Amend Application
24043	2010	Consolidated	Multiple Project Groups (2)	Complete	<input type="button" value="Go"/>
24041	2011	Consolidated	Multiple Project Groups (3)	Complete	<input type="button" value="Go"/>

Click here to submit application amendment

Note that the application id number does not change in the submission/review process.

As shown below, select the award(s) within the application that are being amended. One, some, or all awards can be selected. (Each selected award will be reviewed by the individuals in its queue). Click on Browse ...

Application Type	File Name	Upload Date	View	Download
Original	047 Con App 2011 .xls	12/14/2011	<input type="button" value="i"/>	<input type="button" value="↓"/>

Project Group Status

[Details](#) [Application Files](#)

- NCLB - Title I Part A - Improving Basic Programs ↑
- NCLB - Title II Part A - Improving Teacher Quality ↑
- NCLB - Title II Part D - Enhancing Education Through Technology ↑

Application Amendment Details

Choose the Project Group(s)

- NCLB - Title I Part A - Improving Basic Programs
- NCLB - Title II Part A - Improving Teacher Quality
- NCLB - Title II Part D - Enhancing Education Through Technology

Browse and select the Application file to be uploaded. Long filenames will be truncated to 50 characters.

...find the appropriate spreadsheet and double click on it (or click once on it and once on Open ...

The image shows a 'Choose File to Upload' dialog box with the following details:

- Look in: 047
- Files listed:
 - 047 Con App 2009.xls
 - 047 Con App 2010 Rev1.xls
 - 047 Con App 2010.xls
 - 047 Con App 2011 .xls
 - 047 Con App 2011 Amend1.xls (selected)
 - 047 N-Con App 2010.xls
- File name: 047 Con App 2011 Amend1.xls
- Files of type: All Files (*.*)
- Buttons: Open, Cancel
- Info tooltip: Type: Microsoft Office Excel 97-2003 Worksheet, Size: 16.5 KB, Date Modified: 1/5/2012 10:07 AM

Below the dialog box is a 'Choose the Project Group(s)' section with the following options:

<input checked="" type="checkbox"/>	NCLB - Title I Part A - Improving Basic Programs
<input checked="" type="checkbox"/>	NCLB - Title II Part A - Improving Teacher Quality
<input type="checkbox"/>	NCLB - Title II Part D - Enhancing Education Through Technology

Browse and select the Application file to be uploaded. Long filenames will be truncated to 50 characters.

... and the selected file name will appear in the Browse box. Click on Save.

Choose the Project Group(s)

<input checked="" type="checkbox"/>	NCLB - Title I Part A - Improving Basic Programs
<input checked="" type="checkbox"/>	NCLB - Title II Part A - Improving Teacher Quality
<input type="checkbox"/>	NCLB - Title II Part D - Enhancing Education Through Technology

Browse and select the Application file to be uploaded. Long filenames will be truncated to 50 characters.

H:\EXCEL\047\047 Con,

In a few moments a new screen will show the following:

... the application was successfully saved ...

• Application Request Successfully saved

... the Application History includes the amended file ...

Application History				
Details		Project Group		
Application Type	File Name	Upload Date	View	Download
Original	047 Con App 2011 .xls	12/14/2011		
Amendment	047 Con App 2011 Amend1.xls	01/19/2012		

... and there's an option to re-browse and select a different file.

Browse and select the Application file to be uploaded. Long filenames will be truncated to 50 characters.

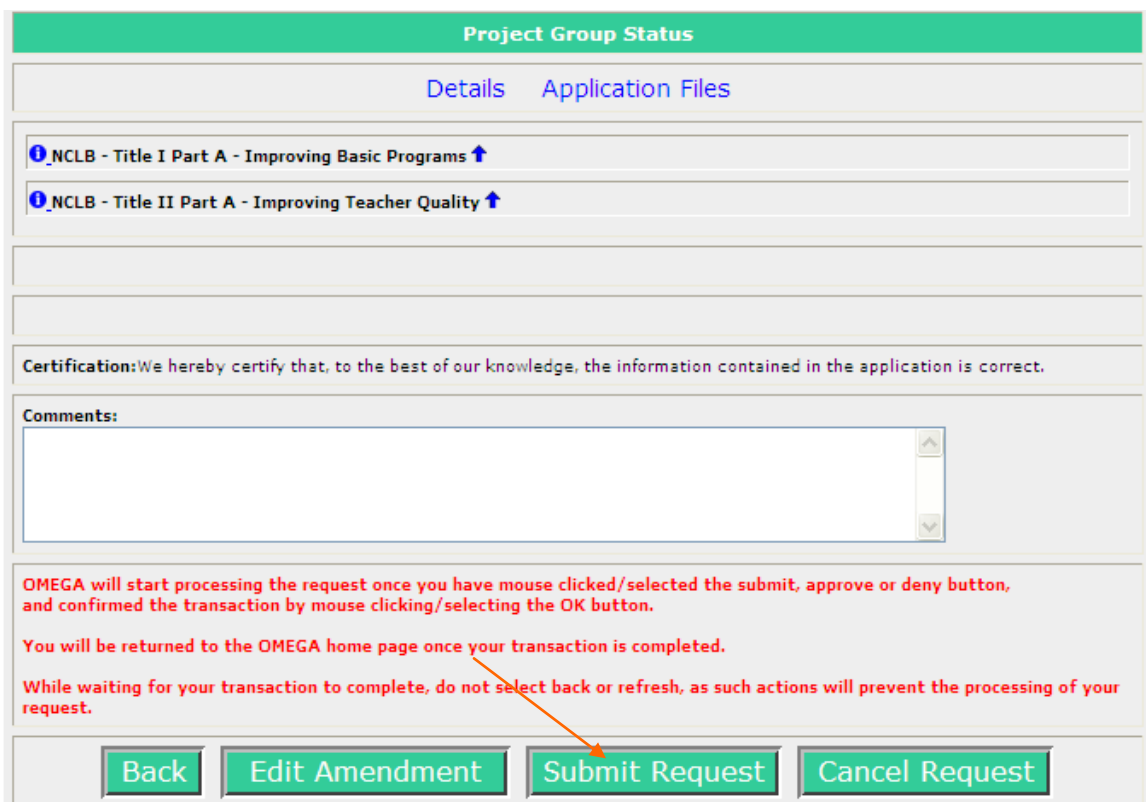
File Name:	047 Con App 2011 Amend1.xls
File Type:	application/vnd.ms-excel
Upload Date:	01/19/2012
File Size:	Less than 1 MB
Application Type:	Amendment
	Click here to View
	Click here to Download

The amended application can be submitted immediately. Or if desired, the submission can be delayed. The originator can access the application later from the To Do list.

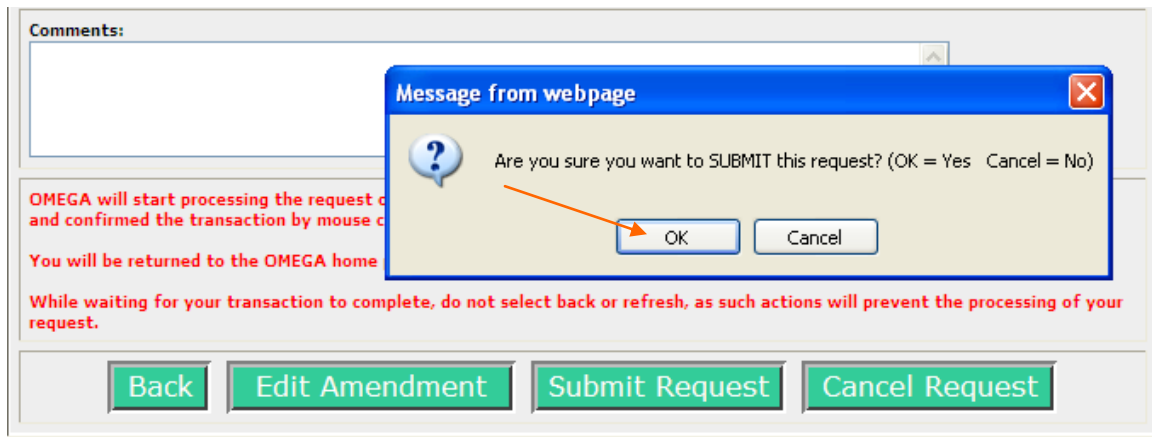
To submit immediately, click on “Go To Submit”



The ensuing page lists the award(s) being amended, access to an area where comments, while not required, can be added, a statement certifying the information in the application is correct, and 4 possible processing paths (Back, Edit Amendment, Submit Request, and Cancel Request). For normal processing, click “Submit Request”.



A pop up box will require confirmation of submission. Click on Ok



In a few moments the originator will be returned to the Omega home screen. That indicates the amended application is successfully submitted. The application has been removed from the originator's To Do list, added to the originator's Pending list, added to the first reviewer's To Do list and added to all subsequent reviewers' Coming Soon lists. Hint: the originator ought to contact and inform the first reviewer that there's an item waiting for review.

Amended applications go through the same approval process as the original or revised application.

Approving an Amended Application

An amended application follows the same approval process as the original or revised application. Each reviewer in the queue access the amended application from their To Do list by clicking on the Go button as shown below. Note the location of the application ID in the Description column.

Current User: Susie Superintendent
Current Subrecipient: 047 - JAMES CITY COUNTY

Go
SSWS Home
OMEGA Home
Logout

Announcements

There are no announcements at this time.

I want to ...

To Do List (2 items)

Id	Request Date	Request Type	Description	Action
158266	12/28/2011	Application Request	2009 Perkins Career and Technical Education Act of 2006, Federal - Title I, Application id 24045	Go
158253	01/20/2012	Application Request	2011 Consolidated Application, Application id 24041	Go

I want to ...

View my to do list

Select a funding source

View my grant balances

View my coming soon list

At the bottom of the resulting page, the application history with the amended application is shown ...

Application History				
Details Project Group				
Application Type	File Name	Upload Date	View	Download
Original	047 Con App 2011 .xls	12/14/2011	i	↓
Amendment	047 Con App 2011 Amend1.xls	01/19/2012	i	↓

.... the list of award(s) being amended, statements concerning the use of funds and assurance of adherence to rules and regulations, a Comment area, and Approve or Deny buttons. Clicking on Approve will send the amended application to the next reviewer in the queue. Deny will return the application to the originator for editing or cancellation.

Details Application Files

[NCLB - Title I Part A - Improving Basic Programs ↑](#)

[NCLB - Title II Part A - Improving Teacher Quality ↑](#)

Use of Funds: The applicant designated above applies for an allocation of federal assistance as appropriated under the No Child Left Behind Act of 2001. Funds are available to support local education reform efforts that are consistent with statewide education reform efforts to:

1. provide funding to implement promising education reform programs and school improvement programs based on scientifically-based research;
2. to provide a continuing source of innovative and educational improvement;
3. to meet the educational needs of all students;
4. to develop and implement education programs to improve student achievement and teacher performance.

Specific use of funds for this title are found in the "Guidelines, Instructions, and Assistance" document.

Assurances: The local educational agency assures that the programs identified in the application will be administered and implemented in compliance with all applicable statutes, regulations, policies, program plans, and applications. Additionally, the local educational agency agrees to implement the general and program specific assurances located in the "Application Guidelines, Instructions, and Assurance." packet. The assurance are to be retained at the division level.

Comments:

OMEGA will start processing the request once you have mouse clicked/selected the submit, approve or deny button, and confirmed the transaction by mouse clicking/selecting the OK button.

You will be returned to the OMEGA home page once your transaction is completed.

While waiting for your transaction to complete, do not select back or refresh, as such actions will prevent the processing of your request.

Clicking Approve will create a pop up box requiring confirmation. Click Ok.

Comments:

forsan et haec olim meminisse juvabit.

OMEGA will start processing the request once you have mouse clicked/selected the submit, approve or deny button, and confirmed the transaction by mouse clicking/selecting the OK button.

You will be returned to the OMEGA home page once your transaction is completed.

While waiting for your transaction to complete, do not select back or refresh, as such actions will prevent the processing of your request.

Message from webpage

Are you sure you want to APPROVE this request? (OK = Yes Cancel = No)

Clicking Deny will create a pop up box requiring confirmation. Denial requires a comment. Click Ok.

Comments:

C'est plus qu'un crime, c'est une faute

OMEGA will start processing the request once you have mouse clicked/selected the submit, approve or deny button, and confirmed the transaction by mouse clicking/selecting the OK button.

You will be returned to the OMEGA home page once your transaction is completed.

While waiting for your transaction to complete, do not select back or refresh, as such actions will prevent the processing of your request.

Message from webpage

Are you sure you want to DENY this request? (OK = Yes Cancel = No)

The red writing below the Comment area is to remind the reviewer to click only once on the Approve button. Multiple clicks may cause Omega to record multiple Approvals by one reviewer and that will keep the request from being fully processed. Multiple denials do not create a similar issue.

[Table of Contents](#)

Viewing Applications

All applications regardless of their status can be viewed by anyone in the school division that has access to Omega. Select “View an application” from the “I want to...” list and click on the Go button.

Current User: Ann Originator
Current Subrecipient: 047 - JAMES CITY COUNTY

I want to... (Select One)

- I want to... (Select One)
- Create/Submit a reimbursement
- View my to do list
- Select a funding source
- Change my object code budget
- View my grant balances
- View my coming soon list
- View my pending list
- View my reimbursement/budgets
- Change my information
- Submit an application
- Submit an application amendment
- View an application
- View my Spend Down Calendar Report

Go

[SSWS Home](#)
[OMEGA Home](#)
[Logout](#)

Announcements

To Do List (2 items)

Request Type	Description	Action
--------------	-------------	--------


A list of all applications created by the school division will be returned.

List of Application(s) for All Open Awards					
Application List					
ID	Application Year	Application Type	Project Group	Approval Status	View Application
2200	2003	Non-Consolidated	NCLB - Title I Part A - Improving Basic Programs	Complete	View
2338	2004	Non-Consolidated	NCLB - Title I Part A - Improving Basic Programs	Complete	View
24045	2009	Non-Consolidated	Perkins Career and Technical Education Act of 2006, Federal - Title I	In Process	View
24042	2010	Consolidated	Multiple Project Groups (2)	Canceled	View
24043	2010	Consolidated	Multiple Project Groups (2)	Complete	View
24044	2011	Consolidated	Multiple Project Groups (2)	In Process	View
24041	2011	Consolidated	Multiple Project Groups (3)	In Process	View

Home

The Approval Status column indicates the stage of review. Select “View” to see details of the application. Most of the application information will appear. However, the status queue(s) may be minimized.

Project Group(s) With Approval Complete					
Details Application Files					
IDEA - Part B Section 611 - Special Education ↑					
IDEA - Part B Section 619 - Special Education Preschool ↑					

Select the  to expand the status queue as shown below.

Project Group(s) With Approval Complete					
Details Application Files					
IDEA - Part B Section 611 - Special Education ↑					
Status Tracking Number	Status	Status Date	Assigned By	Level	Comments
2009578	Created	12/15/2011	Ann Originator	0	
2009602	Submitted	12/29/2011	Ann Originator	0	
2009604	Approved	12/29/2011	Susie Superintendent	4	
2009606	Denied	12/29/2011	Sgt Schultz	5	Denied. "Monster Truck" is not an allowable expense.
2009638	Submitted	01/18/2012	Ann Originator	0	Deleted "Monster Truck" and added computers for classroom use.
2009639	Approved	01/18/2012	Susie Superintendent	4	
2009640	Approved	01/18/2012	Sgt Schultz	5	
2009641	Approved	01/18/2012	Maxwell Klinger	6	
2009642	Approval Completed	01/18/2012	Maxwell Klinger		
IDEA - Part B Section 619 - Special Education Preschool ↑					

[Table of Contents](#)

View My Notifications

This feature is not available at present

Change My Information

This feature is not available at present

View Authorized Designees by Division

This feature is not available at present

View Authorized Designees by Expiration Date

This feature is not available at present

Appendix A

Object Codes

Below are definitions of the object codes used for most expenditure reimbursements. (Exception: Title II Part D-Enhancing Education Through Technology-can only use object codes 3000, 4000, 5000 and 8000.)

1000 Personal Services - All compensation for the direct labor of persons in the employment of the local government. Salaries and wages paid to employees for full and part-time work, including overtime, shift differential, and similar compensation. Also includes payments for time not worked, including sick leave, vacation, holidays, and other paid absences (jury duty, military pay, etc.), which are earned during the reporting period.

1010	Administration	(For use with Title I Part A only)
1020	Teachers	“
1030	Paraprofessionals	“
1040	Other	“

2000 Employee Benefits - Job related benefits provided employees are part of their total compensation. Fringe benefits include the employer's portion of FICA, pensions, insurance (life, health, disability income, etc.), and employee allowances.

3000 Purchased/Contractual Services - Services acquired from outside sources (i.e., private vendors, public authorities or other governmental entities). Purchase of the service is on a fee basis or fixed time contract basis. Payments for rentals and utilities are not included in this account description.

3010 Professional Development (For use with Title I Part A only)

4000 Internal Services - Charges from an Internal Service Fund to other functions/activities/elements of the local government for the use of intragovernmental services, such as data processing, automotive/motor pool, central purchasing/central stores, print shop, and risk management.

5000 Other Charges - Includes expenditures that support the program, including utilities (maintenance and operation of plant), staff/administrative/consultant travel, travel (Staff/Administration), office phone charges, training, leases/rental, indirect cost, and other. *Note: Indirect cost cannot be claimed against capital outlay and equipment.*

6000 Materials and Supplies - Includes articles and commodities that are consumed or materially altered when used and minor equipment that is not capitalized. This includes any equipment purchased under \$5,000, unless the LEA has set a lower capitalization threshold. Therefore, computer equipment under \$5,000 would be reported in “materials and supplies.”

8000 Capital Outlay - Outlays that result in the acquisition of or additions to capitalized assets. Capital Outlay does not include the purchase of equipment costing less than \$5,000 unless the LEA has set a lower capitalization threshold.

Appendix B - Uploading Data for Reimbursements

Subrecipients can submit reimbursement request data using two different data entry methods:

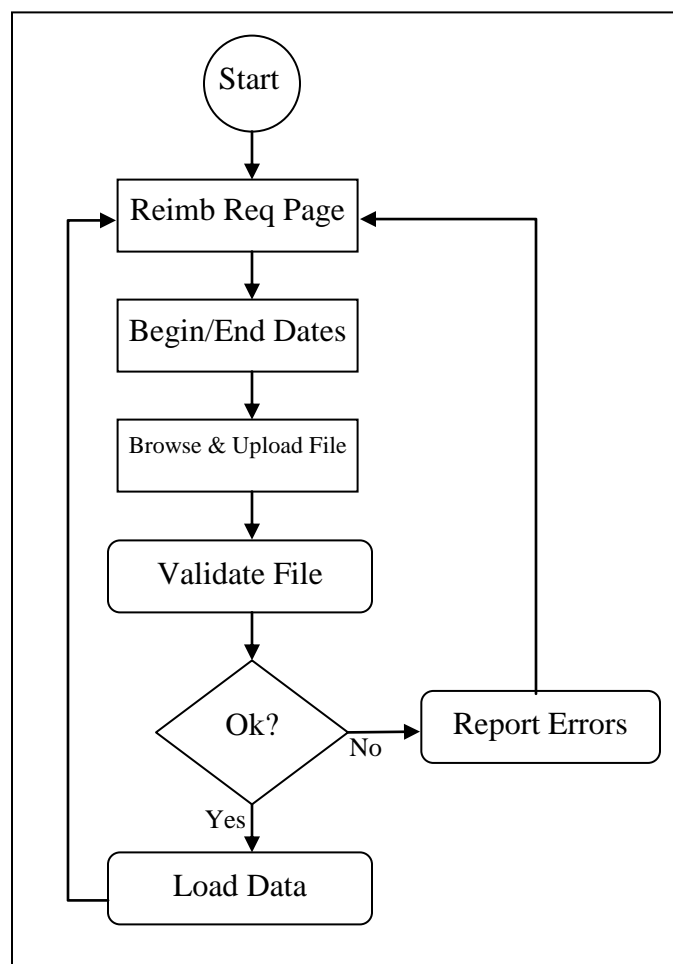
- Using web-based data entry screens
- Using file upload

This document explains the file upload method and file format in detail.

The OMEGA application creates a separate reimbursement request for each file upload. Data can be modified in OMEGA once successfully uploaded in OMEGA. Once data are uploaded to a request, the request behaves like a manually entered reimbursement request. Subrecipient staff with the appropriate privileges can amend the reimbursement requests that are through an upload after data has been uploaded and before the request is submitted for approval.

The diagram at right depicts the logical flow of uploading data into OMEGA.

1. The originator starts by logging into SSWS, accessing Omega, and selecting “Create/Submit a Reimbursement” from the “I want to ...” list.
2. The originator enters the expenditure date range for the request.
3. The originator browses to the file they wish to upload and clicks the upload file button.
4. The file is uploaded and its format validated.
 - a. If the format meets file specifications, file data is loaded into the database and the originator is returned to the reimbursement request page.
 - b. If the format does not meet file specification, file data is not loaded into the database and the originator is returned to the reimbursement request page with a list of errors encountered during format validation.



Upload File Format

This file must conform to the following format in order to process successfully. File contents are tab delimited and each line represents a single expense line-item. OMEGA treats the first record in the file as a header record; it is validated to have the correct number of elements and is not imported into the database. Each record thereafter should be constructed as follows:

Field Num	Data	Mandatory	Format
1	Object code	Yes	4 digits (See section entitled "Valid Codes" later in this document for mapping of program area codes to descriptions)
2	Sector	Yes	9 digits maximum (See section entitled "Valid Codes" later in this document for mapping of program area codes to descriptions)
3	Program Area	Yes	9 digits maximum (See section entitled "Valid Codes" later in this document for mapping of program area codes to descriptions)
4	Vendor information	Yes	100 characters maximum
5	Expenditure description	Yes	240 characters maximum
6	Payment reference (check number, voucher number)	Yes	10 characters maximum
7	Encumbrance date	Mandatory when current date is later than the award's allowable encumbrance date that is typically from month 28-30 for a standard 30 month award. (Title I is 15 months.) Not mandatory outside this timeframe.	yyyymmdd
8	Payment date	Yes	yyyymmdd
9	Item Quantity	<i>Mandatory for Title II Part D: Educational Technology for Professional Development Expenses (object code 3010). Not required in any other scenario.</i>	9 digits maximum
10	Payment amount	Yes	14 digits max with decimal point and 2 decimals places

Program Area Valid Codes

Grant	PROGRAM_AREA_ID	DESCR
All	0000	Unspecified
Title IV	0032	Administration
Title IV	0033	Security Staff
Title IV	0034	Security Staff
Title I Part A	0031	Indirect costs (not to exceed approved rate)
Title I Part A	0037	Professional Development
Title I Part A	0038	Division Improvement
Title I Part A	0039	Homeless
Title I Part A	0042	School Improvement: School Choice Transportation
Title I Part A	0043	School Improvement: Supplemental Education Services
Title I Part A	0044	Parental Involvement
Title II Part D	0035	Professional Development
Title II Part D	0036	Instructional Software
Adult Ed	0101	Administrative Funds
Adult Ed	0102	Instructional Funds
CTE Perkins	0200	CTE Program Administration
CTE Perkins	0201	Agricultural Education
CTE Perkins	0202	Marketing
CTE Perkins	0203	Health and Medical Sciences
CTE Perkins	0204	Family and Cons. Sci.:Family Focus
CTE Perkins	0205	Family and Cons. Sci : Work Focus
CTE Perkins	0206	Technology Education
CTE Perkins	0207	Business and Information Technology
CTE Perkins	0208	Trade and Industrial Education
CTE Perkins	0209	Career Connections: Spec. Programs
IDEA	0301	Coordinated Early Intervening Services
Reading First	0060	Reading Coaches
Reading First	0061	Stipends for Teachers
Reading First	0062	Substitutes
Reading First	0063	Professional Development for Spec Ed Teachers K-12
Reading First	0064	Interventionist Salary
SFSF	0401	Infrastructure

Object Codes	
Code	Description
1000	Personal Services
1010	Administration
1020	Teachers
1030	Paraprofessionals
1040	Other (from division designations)
2000	Employee Benefits
3000	Purchased/Contracted Services
3010	Professional Development
4000	Internal Services
5000	Other Charges
6000	Materials and Supplies
6050	Non-Capitalized technology hardware
6060	Non-Capitalized Technology infrastructure
8000	Capital Outlay
8050	Capitalized technology hardware
8060	Capitalized Technology infrastructure

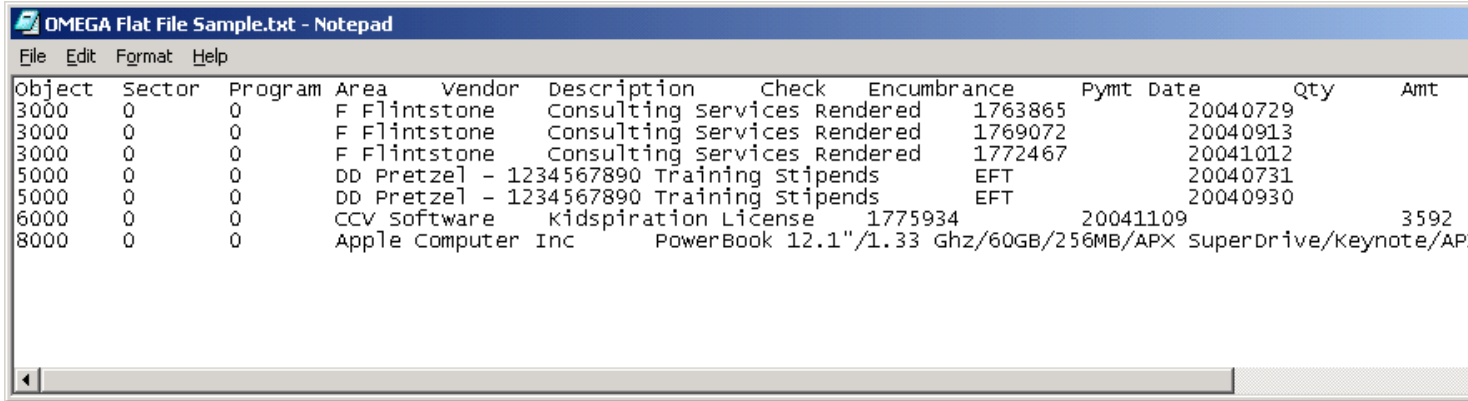
Sector Codes	
Code	Description
0	Public
1	Private

Grant to Code Combination Mapping			
Grant	Program Areas	Object Codes	Sectors
Title I A, Improving Basic Programs Operated by LEAs	0000, 0031, 0037-0039, 0042 0044	1010, 1020, 1030, 1040, 2000, 3000, 4000, 5000, 6000, 8000	0
Title II A, Improving Teacher Quality	0000	1000, 2000, 3000, 4000, 5000, 6000, 8000	0
Title II D, Enhancing Education Through Technology	0000, 0035, 0036	3000, 3010, 4000, 5000, 6000, 6050, 6060, 8000, 8050, 8060	0
Title IV A, Safe and Drug Free Schools	0000, 0032 – 0034	1000, 2000, 3000, 4000, 5000, 6000, 8000	0
Title V A, Innovative Programs	0001 – 0031	1000, 2000, 3000, 4000, 5000, 6000, 8000	0
Special Education and Special Education Preschool	0000	1000, 2000, 3000, 4000, 5000, 6000, 8000	0

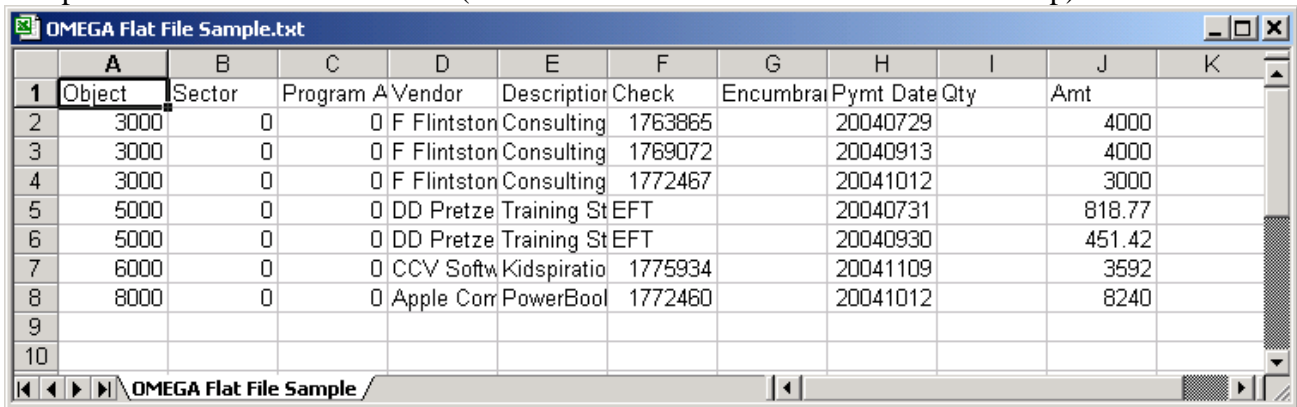
Sample File Layout

The following images depict the same flat file as viewed in the Notepad application and Microsoft Excel.

Sample flat file as viewed in Notepad (All data is visible but columns aren't lined up):



Sample flat file as viewed in Excel (Not all data is visible but columns are lined up):

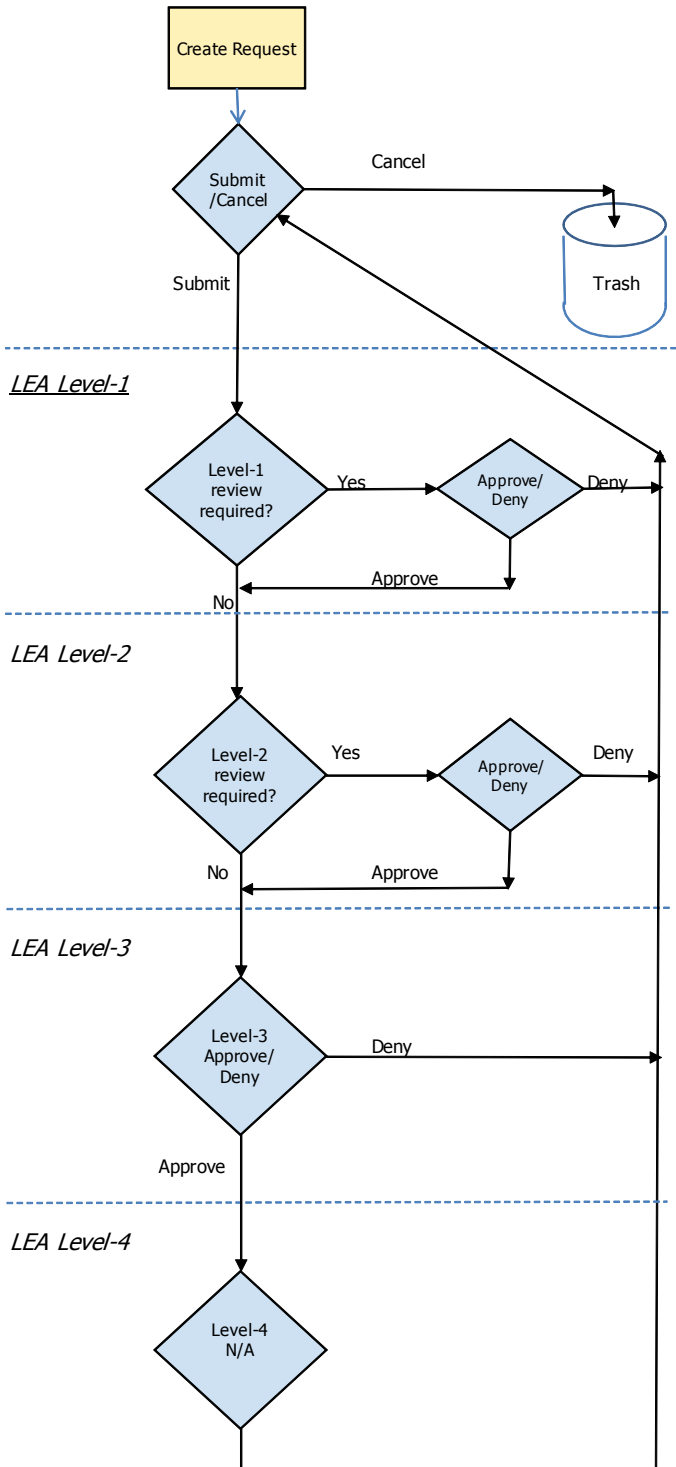


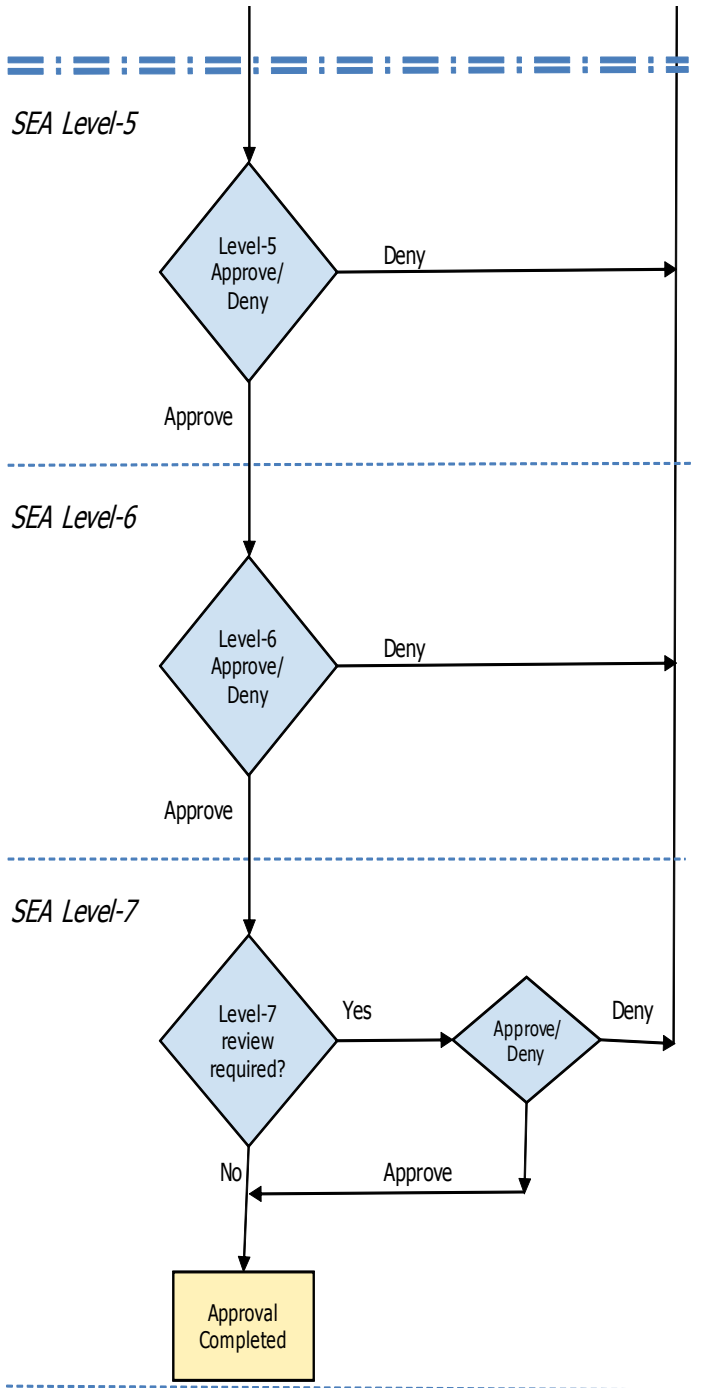
Appendix C – Processing Flowcharts

Appendix C-1

Budget Transfer and Reimbursement Flow

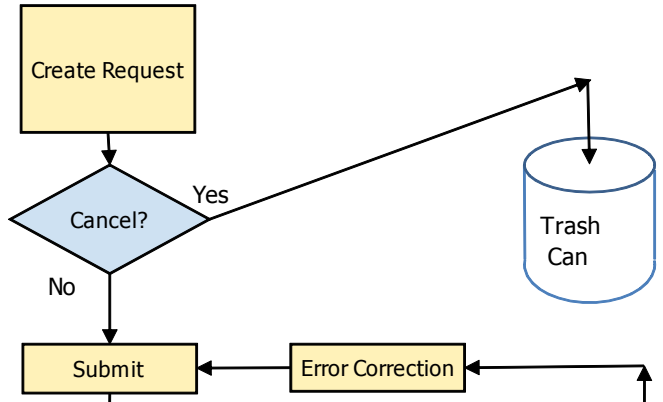
LEA Originator (Level-0)



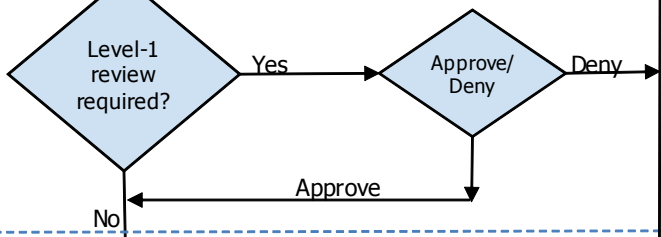


Application Flow

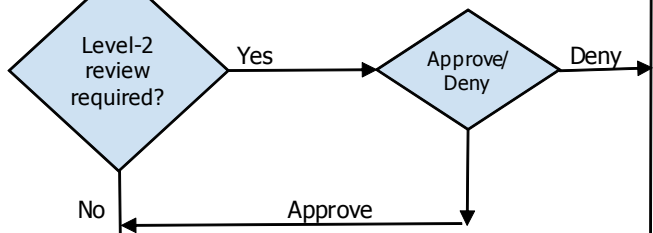
LEA Originator (Level-0)



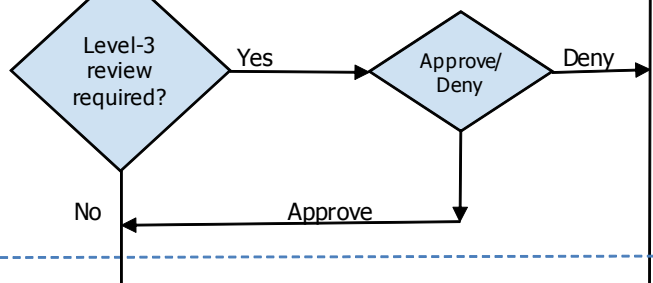
LEA Level-1

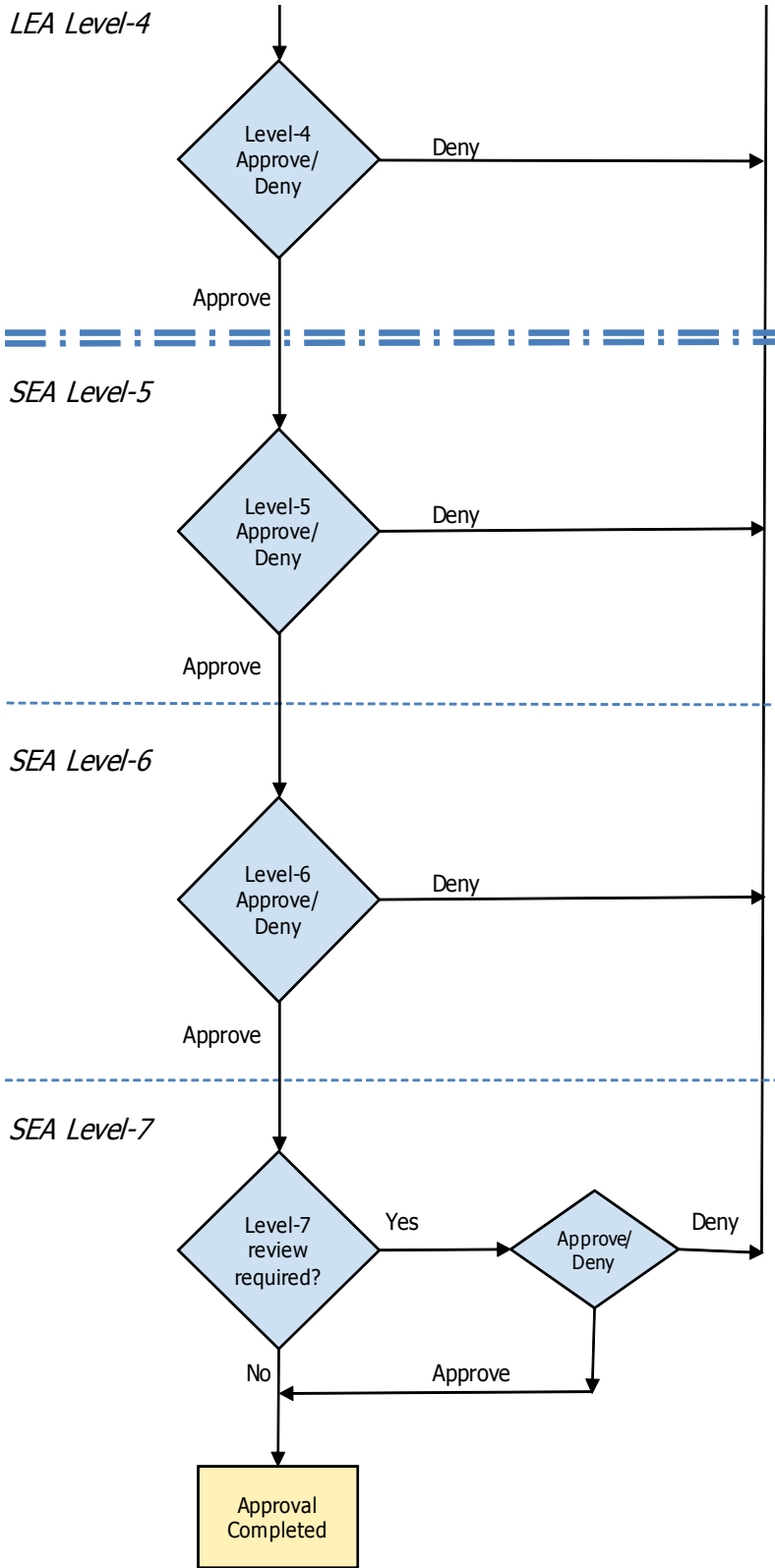


LEA Level-2



LEA Level-3





Glossary

[Table of Contents](#)

Allocation – The amount of funding designated for a specific grant and used for a specific purpose.

Application Request – The file submitted by the LEA that includes the formal request for an allocation from a specific grant.

Approval Level – This term identifies the order of acceptance of a Request Type.

Approval Queue – The term used to describe the established approval sequence that begins when an Originator submits a Request Type (application, reimbursement, transfer) and ends when the last Reviewer completes the approval process. Each grant has a defined Approval Queue for each Request Type. Contrast with “Status Queue”, also defined in this Glossary.

Approval Status – See Status Queue

Reviewer – An Reviewer is one of two user roles within OMEGA (the other role is Originator). The Reviewer is responsible for approving/denying a Request Type.

Award – In OMEGA award is synonymous with grant.

Award Code – The number identifying a grant awarded for a specific time period. For federal grants, the Award Code usually includes the last three digits of the CFDA Number and the last two digits of the Award Year.

Award Notification – An Award Notification is the notice sent from DOE when an application is approved and the allocation is available for distribution to the various object codes.

Amendment – Amendments are changes made to the application (for example, recalculation of set asides) after the application has been approved by the last reviewer in the approval queue.

CFDA – An acronym for Catalog of Federal Domestic Assistance, a publication and database produced by the Federal General Services Administration.

CFDA Number – The five digit (84.XXX) number issued by the General Services Administration to identify a federal grant, program, or service.

Closing Date – The last day the SEA can request funds from the federal payment system.

Created – The term used to describe the initial stage of activity for all Request Types. The Request remains in a created state until the Originator submits it for approval.

Default Award – The last award selected becomes the default award. Any activities performed will be performed on the default until its changed.

Encumbrance Date – This date is required during certain time periods and includes the date the purchase order or contract was issued, the last day worked for the payroll requested for

reimbursement, or date travel occurs. An encumbrance date is required if the check/voucher payment date is after the End Date.

End Date – The end date refers to the final date that grants funds can be obligated by the LEA.

Funds Available – Allocation less (-) reimbursement requests paid or in process, plus (+) transfer request increases completely approved, less (-) transfer request decreases approved or in process.

Grantee – The recipient of the award at the local level. It may be a school division (LEA), entity of higher education, state agency, or other recipient.

Local Education Agency - This term refers to a public board of education or other public authority within a State that maintains administrative control of public elementary or secondary schools in a city, county, township, school district, or other political subdivision of a state.

Object Code – A four-digit number used to classify expenditures.

Originator – An Originator is one of two user roles within OMEGA (the other is Reviewer). The Originator is responsible for creating and submitting Request Types.

Pending – A Request Type the user has processed that has not received all required approvals.

Pending List – A view of requests that the user has processed that do not have a status of: Approval Complete (Application), Paid (Reimbursement Request), or Transfer Complete (Budget Request).

Project Code – An alphanumeric code used to identify separate areas of funding under a project group.

Project Group – A term describing the control mechanism within OMEGA that brings together Project Codes usually within the same CFDA number.

Request Type – The term refers to a category of OMEGA activity. Request Types include Application Request, Reimbursement Request, and Object Code (Budget) Transfer Request.

Revision – Revisions are edits that are necessary to the application before approval can be granted and are performed when an reviewer denies the application. A consolidated application can be revised only after it has been returned to the Originator's TO-DO LIST (after all grants included in a consolidated application have either been approved or denied).

State Education Agency - This term refers to the agency primarily responsible for the State supervision of public elementary and secondary schools.

Status Queue – Also known as “Approval Status”, the chronological record of status changes of a request. Data includes an automatically generated Status Tracking Number, Status (type), Status (change) Date, Assigned By (the individual that committed the status change), Level (the review level), and Comments (any notes made by the originator or reviewer). Contrast with “Approval Queue”, also defined in this Glossary.

Submitted – A level of activity that takes place after a Request Type is created and before any approval occurs. Data cannot be edited once the request is submitted into the queue. However, a denied request returns to the originator and can be edited and re-submitted.

Superintendent – The individual who is the highest administrative officer. The superintendent may be a level 4 reviewer of applications.

Superintendent's Designee – The individual authorized by board action to act on behalf of the superintendent. A superintendent's Designee may be a level 4 reviewer of applications

Frequently Asked Questions

Q: I created a request and it hasn't moved. Why not?

Ans: Initiating a request is a two-step process. It has to be created and submitted by the originator. If the request is in your To-Do list, it needs to be submitted.

Q: I'm a level-1 reviewer. Requests ought to be coming to me for approval but they're going straight to the level-3. Why is that?

Ans: For applications, levels 1, 2, and 3 requirements are set at the option of the school division. Level-4 is required by Omega. For reimbursements and budget transfers, levels 1 and 2 are set at the option of the school division and level-3 is required by Omega. Your school division has not set a requirement for level-1 approval. Therefore, even though you're set up as a level-1 reviewer, requests skip your level and go directly to the first required level, in this case level-3.

Omega Support can set the requirement for approval but we've found from harsh experience that there can't be anything in process when the requirement is set. For example, you want to approve Title I-A - Improving Basic Programs reimbursements. Your school division has to temporarily stop submitting Title I-A – IBP reimbursement requests and the requests now in process must get to where they have the status Approval Completed. When the queue is empty, Omega Support can change the approval requirement. This is true whether an approval requirement is being added or deleted. Omega Support has to rely on you to track the queue and let DOE know when there's nothing in process. Setting the requirement only takes a moment and once set, you can start submitting new requests immediately.

Q: I believe I requested "Edit Grant Approval Levels" for all the grants I registered for and I don't seem to be set up for that access as the drop down menu doesn't include this choice.

Ans: The Edit Grant Approval Levels feature unfortunately does not work well and generally causes more problems than it solves. We made a decision to take it off the table and future OP forms will not offer it as an option. If optional review requirements (levels 1, 2, and 3 for applications; levels 1 and 2 for reimbursements and budget transfers) need to be set, send Omega Support an email detailing what level and how many required reviews at that level and of course which award. Note that a review requirement cannot be changed while a request is in process for the award. See the above Q: and Ans: also.

Q: I submitted a request and it's not in anybody's To-Do list. Where is it?

Ans: Your school division set a requirement for level-2 approval but has not provided the name of the level-2 reviewer to DOE/Omega Support. Because Omega didn't know who to send the request to, it simply stopped and Omega isn't smart enough or maybe doesn't care enough to let anybody know it's stopped. Your school division needs to complete an OP1 form for the individual(s) who should have level-2 authority. Have your superintendent or supt's designee sign and date the OP1 form and send it to:

Department of Education
Attn: Accounting Department
P. O. Box 2120
Richmond, VA 23218-2120

While you're waiting for your level-2 person to be set up, the level-3 reviewer can access the request from his/her Coming Soon list and approve it. A higher level reviewer can always jump in ahead of a lower level. That speeds the request along but cuts reviewers out of the loop which negates the reason the queue was set up with optional approval requirements.

Q: I'm new to Omega. How can I get some help?

Ans: There are 3 sources of information. First, there are multiple Omega related Webinar recorded sessions that are available through Omega Help. Go to your Omega Home Page. In the upper right hand corner of the page, there are 4 items listed (Omega Support, Help, Print, and Log Out). Click on Help, scroll down to the bottom of the Help screen, and click on "Archived Webinar Sessions".

Second, there's an "Omega Users Guide" available through Omega Help. The link to it is in the first paragraph of the Help screen. It works well to have a printed copy of the Guide in front of you while you're trying to process a request or perform an Omega function.

Third, Omega Support is available via phone, fax and email. The phone number is 804 371 0993, the fax number is 804 530 4562, and the email address is omega.support@doe.virginia.gov. You can click on "Omega Support" in the upper right corner of most Omega screens to access the email.

Q: I need to submit a reimbursement but I don't have that option in my "I want to ..." list.

Ans: You're signed on with somebody else's log on ID and password. Not only is that a bad idea from a security stand point but the person you're logged on as has different permissions. Log off, then log back in as you and you'll be able to create and submit reimbursements.

Q: I want to be a level-4 (Approve/Deny Sup. /Auth. Design.) reviewer for applications. We sent an OP1 form but applications aren't coming to my To-Do list.

Ans: A level-4 reviewer must be included on the Superintendents/Designees list before level-4 approval authority can be set up in Omega. See Superintendent's Memo #155-11 dated June 3, 2011 for details about getting on the list. Most designees are on the list with an "Expiration Date". Once the expiration date has passed, the designee automatically loses level-4 authority. The individual must be added back to the list and then level-4 permissions must be manually re-established by the Omega Support staff. Note: Omega Support has no control over the list and is not notified when an individual comes off the list or is added to it. Maintenance of the list is done by the DOE Office of Educational Information Management.

Q: I'm trying to submit a revised application but I'm getting an error message that an application is in process.

Ans: A revised application can only be submitted from the To-Do list of the originator. There are 3 types of applications, original, revised, and amended. A revised application has had one or more awards denied. Because of the denial(s), the application will eventually show up in the To-Do list of the originator. Why “eventually” and not right away? In an application with only one award (non-consolidated) the application will immediately go to the originator’s To-Do list upon a denial. For an application with multiple awards (consolidated app) the status of all awards must be either “Approval Completed” or “Denied” before the application returns to the originator. The application won’t be available for re-submission until the slowest individual in the approval queue acts. That means your Title II-A revision in your consolidated application can’t be submitted until the Title IV-A levels 1 through 6 have completed their processing.

What you did was attempt to speed up the process by not waiting for the denied app to come back to your To-Do list and you created another application for the same funds. Omega won’t allow two apps for the same funds and will stop processing both applications until only one exists. The correction is for you to access the second (duplicate) application from your To-Do list and cancel it. Cancellation requires a comment. When the original application is in your To-Do list, you’ll be able to submit the revision.

An amended application can be submitted only when all awards within the application are Approval Completed. An amended application is usually required when a funding level changes or when a DOE program manager thinks changes within the award are so significant that a budget transfer can’t sufficiently document the changes.

Q: I’m preparing a reimbursement request. The funds available balance is wrong and it looks like money has disappeared. Where did it go, will we get it back and when?

Ans: You have a budget transfer in process and there’s a built-in timing issue. Upon submission of a budget transfer, funds are subtracted immediately from the donating object lines and that’s why it seems like your funds have disappeared. The funds will be added back into the recipient object lines when the last DOE reviewer in the queue has approved and the status is “Approval Completed”. Note that the actual accounting and movement of funds takes place during an over-night update so if “Approval Completed” happens today, it’ll be tomorrow before the funds are available and at that point the status will be “Transfer Complete”. As with many Omega processes, the speed of approval is dependent on how fast each reviewer in the queue acts. It’s worth noting that the Spend Down Calendar shows balances throughout the approval process as though the funds have already fully transferred. In fact the transfer won’t be complete nor will the transferring funds be available until “Transfer Complete” status is reached.

Q: I submitted a reimbursement for Title I-A funds and my supervisor wants to know where the request is in the process and who to contact to see if it might be expedited.

Ans: Omega is a pretty nifty tracking system and you can get the answers to your questions by looking in Omega. Access the reimbursement request either from your Pending list or your “I want to view my reimbursements/budget transfers”. Down at the bottom you’ll see the “Status Queue”. The Status Queue shows who has done what to the request, ie, who created it and the date of creation, who submitted it and the date of submission and who has approved (or denied) it, the date of approval/denial and the levels of the reviewers. The last item in the queue is the last thing that was done to the request. **Note: If the queue isn’t visible, click on the**

little downward pointing arrow to the right of the words “Approval Status”. The arrow is a toggle that opens and closes the queue.

Now scroll up to the top. Locate the big bold words “Request for Reimbursement”. Just below, you’ll see a green line (blue on certain computers. No, we don’t know why) with the words “Selected Project Group, Project, Award Information”. To the left of the word “Selected”, you’ll see a blue dot with an “i” in it. Click on the blue dot. That’ll open a pop up box called the Approval Queue. The Approval Queue shows everyone who has authority to do anything with the request, what function they perform, what level they perform at, and how many approvals it takes at each level to move a request to the next level. By comparing the Status Queue with the Approval Queue, you can tell who the next reviewer (aka: responsible person) is. By clicking on a name in either queue, you get a pop up box with the phone number and email address link. That makes it easy to contact the next reviewer.

Q: I’m trying to upload reimbursement information from a spreadsheet to Omega and it’s not going well. Can you help?

Ans: You’ve found that Omega provides limited assistance in diagnosing upload issues which means figuring out a problem is strictly a manual process. A couple of suggestions follow. The newer versions of Excel with a 4 character extension don’t work well with Omega. Save your data file in the 1997/2003 workbook format with the .xls extension. Then save the .xls file as Tab Delimited txt. Copy the .txt file into Word and turn on Reveal formatting. You may have to go to Tools/Options/View tab and select all boxes in the Formatting Marks area. The result will be you’ll see hidden characters that Omega gags on. Any characters that shouldn’t be there, like an extra Tab or paragraph marker, will stop the upload. Omega is very very picky about what it’ll accept. Try working on only one line. That limits the number of places an error can occur and once you get one line to upload, the others ought to be easier.

Formatting is critical. Each column of data requires a specific format and if any one cell isn’t formatted correctly, none of the data will upload. The Omega Users Guide Appendix B has information on file formatting. Pay particular attention to the “Upload File Format” section.

Certain awards require specific Program Area Codes. When keying directly into Omega, you’re given drop-down box selections but when using the up-load you’ve got to key the corresponding numerical code. For example, in an Adult Education reimbursement, you select Administrative or Instructional funds from a drop-down box but when keying into a spreadsheet, you must use the code 0101 or 0102.

Editorial comment follows: Those school divisions that have gotten the upload to work like it and use it regularly. Getting through the learning curve on diagnosing problems is frustrating but ultimately it seems to be worth the effort, especially where a lot of detail lines have to be entered.

Omega Support, on a time available basis, will attempt to troubleshoot your upload file. We’ll need for you to email your .xls file, your .txt file, and tell us the award and project code. In a best-case scenario, we’ll tweak your file and get it to upload into our test data base. Then we’ll return that improved file so that you can upload it in production Omega. We’ll also tell you what we did so you’ll know what to look for in the future.

Q: After my application was denied. I made changes to the download spreadsheet and submitted the revised application but the program manager at DOE denied it again. The changes made to the spreadsheet disappeared. What happened?

Ans: You accessed the spreadsheet containing your application information through Omega by clicking on the View button or Download arrow in the Application History and keyed in your changes. That was a BAD idea. As you've found out, changes aren't saved when you access the spreadsheet through Omega. To make permanent changes, you must access the spreadsheet through Excel, do your editing, save it in .xls format, and download it to Omega.

Q: I'm getting an error message that a payment date is required for line x but that's salaries on object line 1000 and Omega doesn't allow a payment date. How do I fix it?

Ans: You've stumbled onto an erratically occurring error in Omega. Somehow a date gets attached to the object line 1000 and/or 2000 entries and the date is outside the Start and End Dates. We hope the error will be cured in a future version of Omega. The workaround is a 4 step process (but read to the end of this "Ans:." before you start).

1. Print or write down the information in all the object line 1000/2000 detail lines because those lines will be deleted in step 2.
2. Delete all object line 1000/2000 detail lines and save your work.
3. Click on "Edit Request" and re-key the Start and End Dates and save.
4. Re-enter the object line 1000/2000 detail lines and save.

Omega Support got an easier work-around from Hanover County that you may want to try first. It has not been tested by the DOE.

"This happens when I am logging back in to edit the request to add more entries. I am able to bypass the error by clicking on one of the 1000 or 2000 entries and hitting add."

Q: There're three different Omega Permission (OP) forms. Which one should I use?

Ans: You're from a school division. You should use the OP1 because it's designed to accommodate awards and processing needs of school divisions, technical centers, and certain state agencies. Omega users from community colleges, colleges and universities use the OP-HE (HE - higher education). Department Of Education employees use the OP-DOE form.

Q: I should be seeing certain things on a screen and they're not showing up. Why?

Ans: Omega was built around Internet Explorer and the use of any other browser (ie, Safari, Firefox, Mozilla) can cause odd, unpredictable, and occasionally amusing results. Until Omega is made to reliably use other browsers, you should use IE. Also, there's a known problem viewing the Spend-Down Calendar while using Apple products.

Q: I'm trying to submit an application and getting an error message that the spreadsheet can't be downloaded. What's the problem?

Ans: Omega was written to recognize what is now an old version of EXCEL, 1997/2003 workbook. You can recognize it because Excel automatically adds a 3 character extension (.xls) to file names. Omega doesn't work or play well with newer versions of EXCEL (i.e. Office Suites 2007 that appends a 4 character extension, .xlsm or .xlsx.) You need to access your spreadsheet through EXCEL and SAVE AS in the 1997/2003 format. Then download that file to Omega.

Q: My concern hasn't been addressed. How can I get in touch with someone?

Ans: Omega Support is available during normal business hours. The phone number is 804 371 0993, fax is 804 530 4562, and the email address is omega.support@doe.virginia.gov Please note that Omega Support does not enjoy the advantage of having a large staff which means we're frequently on the phone when you call. Omega Support prides its self on calling back as soon as possible so leave a message that includes your name, school division, phone number and brief description of your problem. If your issue involves a particular request, include the request type (reimbursement, budget transfer, application), and request ID (not a status tracking number). Having that information allows Omega Support to do some research before calling you back. Also, even though you may have spoken with Omega Support on multiple occasions, don't assume we'll recognize your voice from your voice mail or know your phone number. Yep, that's happened more than once.

Q: I'm confused about SSWS and Omega. Are they the same thing or two different things?

Ans: They're different but work closely together. SSWS (Single Sign on for Web Systems) provides password security for many web based systems. Omega is merely one of the systems under the SSWS umbrella. When you log on, you're using SSWS. Once logged on, you're shown a list of those systems that you've been approved to access. It can be a list of one or more items and the Online Management of Education Grant Awards (Omega) is on the list. By clicking on Omega, you access Omega's Home Page and from there you can perform whatever grants management functions you're set up to perform.

Q: I'm constantly being timed out and having to log back in. Can the time-out be extended?

Ans: Omega Support feels your pain because the time-out is the same for everybody. To answer your question, Omega Support has been unsuccessful in arranging for a longer time out.

Q: When trying to submit requests, sometimes I get a few progress bars and then Omega just hangs. How can I get around this? It doesn't happen all the time.

Ans: The problem is the amount of traffic on the web and how fast the server can handle the volume. Certain times of the day and certain times of the year are high volume. Repeatedly clicking on a button does not help. Screaming at your computer, while possibly making you feel better in some primitive way, does not help. You may want to do the heavy part of your Omega workload during non-peak hours. Omega Support has been told but hasn't tested that 3:00 AM is usually good. There is an unfortunate truth that the response time isn't always web system related. There have been many instances where the local communications system was the culprit.

Also, occasionally Omega will process your request but then doesn't go to the next screen that tells you the process has been completed. You should check to make sure Omega didn't sneak through the process and then left you hanging.

Q: My account is blocked. Can you unblock it?

Ans: You're from a school division. Unblocking an account is a job for your local SSWS administrator. An account gets blocked when the user tries three times unsuccessfully to log on. The log on ID and the pass word must be typed accurately. Upper and lower case matter so be sure your Caps Lock is off. Each time SSWS rejects your log on, you receive a message that you have 2 tries or 1 try left or the dreaded "Your account is blocked. See your system administrator for assistance". If your SSWS administrator isn't available, contact Omega Support.

The DOE is acting as the SSWS administrator for colleges and universities and some state agencies. If your account is blocked, contact Omega Support.

Q: Yesterday I originated and submitted a reimbursement without problem. Today I can't submit and an error message pops up.

Ans: Your IT administrator has the ability to change the security level on computers within your system. The security is now set so high that your computer sees Omega as a threat. The security level on your computer needs to be lowed without unduly putting your data at risk.

Q: Please clarify - The **expenditure** date range on the reimbursement requests includes the disbursement date range only, not the encumbrance date range, correct? Some of my grant bookkeepers are saying the DOE requires the date range to begin with the first date encumbered. That doesn't sound right to me. It seems clear to me that the word 'expenditure' would mean disbursement or check date and should not include the dates encumbered. Can you confirm for me?

Ans: Good question and Omega Support had to play around in our Test data base to find the answer. The encumbrance date does not need to be within the Start and End dates. I used August 15th as the encumbrance date, Start date of September 1st, End date October 15th, payment date October 10th and Omega accepted it.

Q: I'm getting an "Unknown Application Error" message after keying in budget transfer information and clicking on Save.

Ans: Budget transfers require a comment/justification. The maximum number of characters including spaces Omega allows in the comment field is 1000. Your comment, while nicely loaded up with lots of details which is normally desirable, ran over the maximum. If you can't cut your comment down to where it'll fit, put in "See email sent to", then send that person an email with your full comment.

Q: I was getting ready to submit a reimbursement and there's a lot of red writing down at the bottom of the request. Is there a problem? What should I do about it?

Ans: That's our way of telling you to click on the Submit button only once, then be patient. It applies to the Approve button as well, although oddly enough, not to the Deny button. Sometimes the web based screens are slow to rebuild and Omega can record multiple submissions or approvals or denials where there should be only one. Multiple submissions or approvals ultimately will stop the processing short of its goal of getting you paid. Unfortunately Omega Support generally does not know when a multiple has occurred. Once discovered, the condition can be corrected but that'll take time depending on where in the queue it occurred. Just for your information, the all time record for multiple approvals on one request is 24.

Q: Does the Omega Book of Fame or Infamy really exist?

Ans: Yes it does. It contains documentation of those occurrences of weird, interesting, strange, bizarre, and technically unexplainable events that have happened in Omega and shouldn't have. Most of those noteworthy events occurred in the early days of Omega. That indicates that either Omega Support has become jaded and is no longer impressed by the bizarre, or Omega has evolved and become better and those odd things no longer occur.

Q: I heard that Omega Support has a motto. What is it?

Ans: The motto was created to reinforce the idea that both Omega Users and Omega Support profit from mutually working through and solving issues. Our motto is "If you weren't having problems, I wouldn't have a job".