

English Standards of Learning CURRICULUM FRAMEWORK 2010



Kindergarten - Grade Twelve

Board of Education, Commonwealth of Virginia

Copyright © 2010
by the
Virginia Department of Education
P.O. Box 2120
Richmond, Virginia 23218-2120
<http://www.doe.virginia.gov>

All rights reserved. Reproduction of these materials for instructional purposes in public school classrooms in Virginia is permitted.

Superintendent of Public Instruction

Patricia I. Wright, Ed.D.

Assistant Superintendent for Instruction

Linda M. Wallinger, Ph.D.

Office of Standards, Curriculum, and Instruction

Mark R. Allan, Ph.D., Director

Tracy Fair Robertson, English Coordinator

Thomas Santangelo, Elementary English Specialist

NOTICE

The Virginia Department of Education does not discriminate on the basis of race, sex, color, national origin, religion, age, political affiliation, veteran status, or against otherwise qualified persons with disabilities in its programs and activities.

The 2010 *English Curriculum Framework* can be found in PDF and Microsoft Word file formats on the Virginia Department of Education's Web site at <http://www.doe.virginia.gov>.

Virginia *English Standards of Learning* Curriculum Framework 2010

Introduction

The 2010 *English Standards of Learning* Curriculum Framework is a companion document to the 2010 *English Standards of Learning* and amplifies the *English Standards of Learning* by defining the content knowledge, skills, and understandings that are measured by the Standards of Learning assessments. The Curriculum Framework provides additional guidance to school divisions and their teachers as they develop an instructional program appropriate for their students. It assists teachers in their lesson planning by identifying essential understandings, defining essential content knowledge, and describing the intellectual skills students need to use. This supplemental framework delineates in greater specificity the content that all teachers should teach and all students should learn.

Each topic in the *English Standards of Learning* Curriculum Framework is developed around the Standards of Learning. The format of the Curriculum Framework facilitates teacher planning by identifying the key concepts, knowledge, and skills that should be the focus of instruction for each standard. The Curriculum Framework is divided into three columns: Understanding the Standard; Essential Understandings; and Essential Knowledge, Skills and Processes. The purpose of each column is explained below.

Understanding the Standard

This section includes background information for the teacher. It contains content that may extend the teachers' knowledge of the standard beyond the current grade level. This section may also contain suggestions and resources that will help teachers plan lessons focusing on the standard.

Essential Understandings

This section delineates the key concepts and ideas that all students should grasp to demonstrate an understanding of the Standards of Learning. These essential understandings are presented to facilitate teacher planning.

Essential Knowledge, Skills, and Processes

Each standard is expanded in the Essential Knowledge, Skills, and Processes column. What each student should know and be able to do in each standard is outlined. This is not meant to be an exhaustive list nor a list that limits what is taught in the classroom. It is meant to identify the key knowledge, skills, and processes that define the standard.

The Curriculum Framework serves as a guide for Standards of Learning assessment development. Assessment items may not and should not be a verbatim reflection of the information presented in the Curriculum Framework. Students are expected to continue to apply knowledge, skills, and processes from Standards of Learning presented in previous grades as they build expertise in English.

English Standards of Learning CURRICULUM FRAMEWORK 2010



Kindergarten

Board of Education, Commonwealth of Virginia

At the kindergarten level, students will engage in a variety of oral language activities in order to develop their understanding of language and enhance their ability to communicate effectively. Of primary importance is the development of phonological awareness, which is essential for success in literacy. Emphasis will be placed on having the students build and use listening and speaking vocabularies through participation in oral language activities employing poems, rhymes, songs, and stories. Students will learn rules for conversation and skills for participation in discussions. They will also learn how to formulate basic investigative questions.

- K.1 The student will demonstrate growth in the use of oral language.**
- a) Listen to a variety of literary forms, including stories and poems.
 - b) Participate in a variety of oral language activities including choral and echo speaking and recitation of short poems, rhymes, songs, and stories with repeated word order patterns.
 - c) Participate in oral generation of language experience narratives.
 - d) Participate in creative dramatics.
 - e) Use complete sentences that include subject, verb, and object.

UNDERSTANDING THE STANDARD (Teacher Notes)	ESSENTIAL UNDERSTANDINGS	ESSENTIAL KNOWLEDGE, SKILLS, AND PROCESSES
<ul style="list-style-type: none"> • The intent of this standard is that students will expand their oral language vocabulary by listening to and participating in a variety of literacy experiences that reflect the Virginia Standards of Learning in English, history and social science, science, and mathematics. • By participating in choral and echo speaking, language experience narratives and creative dramatics (e.g., songs, poems, role play, storytelling), students will expand their oral language. • A language experience narrative can be produced from any individual or group experience. For an individual language experience narrative the student dictates a story to the teacher. For the group language experience narrative students contribute ideas to develop sentences for a class story. 	<p>All students should</p> <ul style="list-style-type: none"> • understand that oral language entertains and communicates information. 	<p>To be successful with this standard, students are expected to</p> <ul style="list-style-type: none"> • listen to texts read aloud and ask and answer questions for further understanding. • participate in choral and echo speaking and recitation of short poems, rhymes, songs, and stories with repeated patterns and refrains. • generate ideas to develop a group language experience narrative. • dictate sentences about a group experience for a group language experience narrative (e.g., a story about a class field trip). • dictate an experience or story to create an individual language experience narrative (e.g., a story about a family pet). • use drama to retell familiar stories, rhymes, and poems (e.g., storytelling with role play or puppets). • participate in creative dramatics, such as classroom songs, plays, skits, and group activities designed to give students frequent opportunities for listening and speaking. • use complete sentences that include subject, verb, and object when speaking.

- K.2 The student will expand understanding and use of word meanings.**
- a) Increase listening and speaking vocabularies.
 - b) Use number words.
 - c) Use words to describe/name people, places, and things.
 - d) Use words to describe/name location, size, color, and shape.
 - e) Use words to describe/name actions.
 - f) Ask about words not understood.
 - g) Use vocabulary from other content areas.

UNDERSTANDING THE STANDARD (Teacher Notes)	ESSENTIAL UNDERSTANDINGS	ESSENTIAL KNOWLEDGE, SKILLS, AND PROCESSES
<ul style="list-style-type: none"> • The intent of this standard is that students will expand understanding and use of word meanings through cross-curricular activities. • Vocabulary growth aids in development of reading and comprehension as students progress in school. • Teachers should provide opportunities for students to participate in partner or group activities to use descriptive words (e.g., read and sing number poems and songs). • Teacher-initiated activities will expand students' language by introducing new vocabulary in the context of a variety of texts that reflect the Virginia Standards of Learning in English, history and social science, science, and mathematics, and by modeling ways to participate in discussions about learning. • Teacher modeling of the appropriate use of content vocabulary will help students expand their use of word meanings. 	<p>All students should</p> <ul style="list-style-type: none"> • understand that learning new words enhances communication. • understand that word choice makes communication clearer. • understand that information can be gained by asking about words not understood. 	<p>To be successful with this standard, students are expected to</p> <ul style="list-style-type: none"> • understand and use number words in conversations, during partner and group activities, and during teacher-directed instruction. • use words to describe or name people, places, feelings, and things during partner and group activities and during teacher-directed instruction. • use size, shape, color, and spatial words to describe people, places, and things during group or individual activities and during teacher-directed instruction. • use words to show direction and location (e.g., <i>on, off, in, out, over, under, between, and beside</i>). • use a variety of words to describe the actions of characters and people in real and make-believe settings in response to stories or class activities. • recognize when they do not understand a word or phrase and seek clarification by asking a peer or an adult. • use vocabulary from content areas during partner or group activities and during teacher-directed instruction.

- K.3 The student will build oral communication skills.**
- a) Express ideas in complete sentences and express needs through direct requests.
 - b) Begin to initiate conversations.
 - c) Begin to follow implicit rules for conversation, including taking turns and staying on topic.
 - d) Listen and speak in informal conversations with peers and adults.
 - e) Participate in group and partner discussions about various texts and topics.
 - f) Begin to use voice level, phrasing, and intonation appropriate for various language situations.
 - g) Follow one- and two-step directions.
 - h) Begin to ask how and why questions.

UNDERSTANDING THE STANDARD (Teacher Notes)	ESSENTIAL UNDERSTANDINGS	ESSENTIAL KNOWLEDGE, SKILLS, AND PROCESSES
<ul style="list-style-type: none"> • The intent of this standard is that students will build oral communication skills within a language-rich environment through a variety of experiences. • With teacher support students generate how and why questions across curricula and begin to use these questions to guide their search for answers. • In various group settings, students should have opportunities to initiate informal conversations with peers and adults, learning and practicing implicit rules for conversation (e.g., voice level and intonation appropriate for specific language situations). 	<p>All students should</p> <ul style="list-style-type: none"> • understand that conversation is interactive. • begin to understand that the setting influences rules for communication. • understand that information can be gained by generating questions and seeking answers. 	<p>To be successful with this standard, students are expected to</p> <ul style="list-style-type: none"> • speak audibly in complete sentences, expressing thoughts, feelings and ideas clearly. • verbally express needs through direct requests. • participate in a range of collaborative discussions building on others' ideas and clearly expressing their own (e.g., one-on-one, small group, teacher-led). • initiate conversations with peers and teachers in a variety of school settings. • listen attentively to others in a variety of formal and informal settings involving peers and adults. • participate in partner or group activities, (i.e., conversations, discussions, book chats, retellings of stories, choral speaking, language experience narratives, morning routines, dramatizations and role play). • listen to and discuss a variety of texts that reflect the Virginia Standards of Learning in English, history and social science, science, and mathematics. • wait for their turn to speak, allowing others to speak without unnecessary interruptions. • maintain conversation on topic through multiple exchanges. • in group and partner discussions clearly state a thought related to the book or topic being discussed.

- K.3** The student will build oral communication skills.
- a) Express ideas in complete sentences and express needs through direct requests.
 - b) Begin to initiate conversations.
 - c) Begin to follow implicit rules for conversation, including taking turns and staying on topic.
 - d) Listen and speak in informal conversations with peers and adults.
 - e) Participate in group and partner discussions about various texts and topics.
 - f) Begin to use voice level, phrasing, and intonation appropriate for various language situations.
 - g) Follow one- and two-step directions.
 - h) Begin to ask how and why questions.

UNDERSTANDING THE STANDARD (Teacher Notes)	ESSENTIAL UNDERSTANDINGS	ESSENTIAL KNOWLEDGE, SKILLS, AND PROCESSES
		<ul style="list-style-type: none"> • begin to use voice level, phrasing, and intonation appropriate for the language situation. • match language to the purpose, situation, environment, and audience. • repeat and follow one- and two-step oral directions. • ask who, what, where, when, why, and how questions to obtain information, seek help, or clarify something not understood.

- K.4 The student will identify, say, segment, and blend various units of speech sounds.**
- Begin to discriminate between spoken sentences, words, and syllables.**
 - Identify and produce words that rhyme.**
 - Blend and segment multisyllabic words at the syllable level.**
 - Segment one-syllable words into speech sound units including beginning phoneme(s) (onset) and ending (rimes).**
 - Identify words according to shared beginning and/or ending sounds.**

UNDERSTANDING THE STANDARD (Teacher Notes)	ESSENTIAL UNDERSTANDINGS	ESSENTIAL KNOWLEDGE, SKILLS, AND PROCESSES
<ul style="list-style-type: none"> The intent of this standard is that students will focus on various units of speech sounds in words. This skill includes an understanding of the hierarchical concepts of sentence, word, syllable, and letter. Consequently, students need to demonstrate the ability to segment a sentence orally into individual words and to segment individual words into individual syllables and sounds. Phonological awareness is the term used to describe a student's understanding that spoken words consist of sounds. Students who are <i>phonologically aware</i> demonstrate an ability to hear and manipulate the sound structure of language at each of the word, syllable and phoneme (individual sound) levels. Phonological awareness typically progresses in a developmental continuum, (i.e., rhyming → sentence segmenting → syllable blending/segmenting → syllable splitting [onset and rime blending/segmenting] → phoneme blending, segmenting, and manipulating). Students who are <i>phonemically aware</i> are able to attend to the individual phonemes of spoken language by demonstrating the higher-order ability to blend, segment and manipulate them. 	<p>All students should</p> <ul style="list-style-type: none"> understand that words are made up of small units of sound and that these sounds can be blended to make a word. understand that words are made up of syllables. understand that a spoken sentence is made up of individual words. 	<p>To be successful with this standard, students are expected to</p> <ul style="list-style-type: none"> focus on speech sounds. demonstrate the concept of word by segmenting spoken sentences into individual words. segment a word into individual syllables by clapping hands or snapping fingers. discriminate between large phonological units of running speech, sentences, words, and syllables. identify a word that rhymes with a spoken word. supply a word that rhymes with a spoken word. produce rhyming words and recognize pairs of rhyming words presented orally. generate rhyming words based on a given rhyming pattern. supply an appropriate rhyming word to complete a familiar nursery rhyme or a predictable text with rhyming lines. blend and segment consonants and rimes of spoken words (e.g., /b/- /oat/ = <i>boat</i>, <i>black</i> = /bl/- /ack/). blend and segment multisyllabic words into syllables (e.g., the teacher asks students to <i>say robot without the /ro-/</i> and students respond with /bot/). recognize that a word can be segmented into individual speech sound units. recognize how phonemes sound when spoken in isolation. recognize similarities and differences in beginning and ending sounds of words.

- K.4 The student will identify, say, segment, and blend various units of speech sounds.**
- Begin to discriminate between spoken sentences, words, and syllables.**
 - Identify and produce words that rhyme.**
 - Blend and segment multisyllabic words at the syllable level.**
 - Segment one-syllable words into speech sound units including beginning phoneme(s) (onset) and ending (rimes).**
 - Identify words according to shared beginning and/or ending sounds.**

UNDERSTANDING THE STANDARD (Teacher Notes)	ESSENTIAL UNDERSTANDINGS	ESSENTIAL KNOWLEDGE, SKILLS, AND PROCESSES
<ul style="list-style-type: none"> Students orally blend speech sound units (phonemes) together to make a word (e.g., /m/- /a/- /n/ → man). Students segment spoken words into individual sounds (e.g., man → /m/- /a/- /n/). Understanding rhyme allows students to generate new words from a known word (e.g., if the student knows the word “fun,” then he/she can orally produce the word “run.”) It is more difficult to produce a rhyme than to identify a rhyme when presented orally. Syllables are units of speech that consist of a vowel preceded and/or followed by consonants. Each time a syllable is produced, the mouth opens and closes. Each syllable spoken consists of a single rhythmic beat (e.g., the word <i>absent</i> has two syllables: ab/sent). Phonemes are the smallest units of sound in spoken language. Through many learning experiences with songs, rhymes, and language play, students will develop the ability to hear, produce, and manipulate phonemes. The ability to segment and blend phonemes facilitates spelling and decoding. 		<ul style="list-style-type: none"> determine the order of speech sounds in a given word by answering the following questions: <ul style="list-style-type: none"> What is the beginning sound you hear? What is the ending sound you hear? produce a word that has the same beginning or ending sound as a spoken word (e.g., /sock/- /sun/ and /hot/- /rat/). identify pictures of objects whose names share the same beginning or ending sound. sort pictures or objects whose names share the same beginning or ending sound. blend three spoken phonemes to make words (e.g., the teacher says /c/ /a/ /t/, and the student blends the phonemes to say the word <i>cat</i>). segment one-syllable words into onset and rime (e.g., the teacher says the word <i>hat</i> and when asked, the student verbally says /h/ for the onset and /-at/ for the rime.) Students are not expected to know the terms onset and rime. segment one-syllable words into speech sound units (e.g., the teacher says the word <i>bat</i>, and the student segments the sounds /b/- /a/- /t/). substitute the beginning consonant to make a new word (e.g., the teacher asks the student to say <i>cat</i>, but in the place of /c/ she asks them to say /b/, and the student responds with <i>bat</i>).

- K.4** The student will identify, say, segment, and blend various units of speech sounds.
- a) Begin to discriminate between spoken sentences, words, and syllables.
 - b) Identify and produce words that rhyme.
 - c) Blend and segment multisyllabic words at the syllable level.
 - d) Segment one-syllable words into speech sound units including beginning phoneme(s) (onset) and ending (rimes).
 - e) Identify words according to shared beginning and/or ending sounds.

UNDERSTANDING THE STANDARD (Teacher Notes)	ESSENTIAL UNDERSTANDINGS	ESSENTIAL KNOWLEDGE, SKILLS, AND PROCESSES
<ul style="list-style-type: none"> • Onsets are speech sounds (/b/, /c/, /f/, /h/) before a vowel. Rimes are comprised of the vowel and what follows (e.g., -at, -it, -op). If a one-syllable word begins with a vowel, it has only a rime. Many words are formed by combining onsets and rimes (bat, bit, but). 		

At the kindergarten level, students will be immersed in a print-rich environment. They will learn the concepts of print, basic phonetic principles, comprehension of stories, and letter identification skills through systematic, direct instruction, individual and small group activities, and time spent exploring and reading books and other print material. Students will learn to identify and name the uppercase and lowercase letters of the alphabet, understand that letters represent sounds, and identify beginning consonant sounds in single consonant words. They will also learn to comprehend and relate stories through drama, retelling, drawing, and their own writing.

- K.5** The student will understand how print is organized and read.
- a) Hold print materials in the correct position.
 - b) Identify the front cover, back cover, and title page of a book.
 - c) Distinguish between print and pictures.
 - d) Follow words from left to right and from top to bottom on a printed page.
 - e) Match voice with print (concept of word).

UNDERSTANDING THE STANDARD (Teacher Notes)	ESSENTIAL UNDERSTANDINGS	ESSENTIAL KNOWLEDGE, SKILLS, AND PROCESSES
<ul style="list-style-type: none"> • The intent of this standard is that students will understand book handling skills, directionality of print, and the correspondence of the spoken word to the written word. • The ability to match spoken words to print involves developing a student's <i>concept of word</i>. Instruction may include modeling how print is organized, pointing to words on a page as it is read, and having students "finger-point read" memorized text. 	<p>All students should</p> <ul style="list-style-type: none"> • understand that all print materials in English follow similar patterns. • understand that there is a one-to-one correspondence between the spoken and written word. 	<p>To be successful with this standard, students are expected to</p> <ul style="list-style-type: none"> • hold printed material the correct way. • identify the front and back covers of a book. • distinguish the title page from all the other pages in a book. • turn pages appropriately. • distinguish print from pictures. • follow text with a finger, pointing to each word as it is read from left to right and top to bottom. • locate lines of text, words, letters, and spaces. • match voice with print in syllables, words, and phrases. • locate and name periods, question marks, and exclamation points.

- K.6 The student will demonstrate an understanding that print conveys meaning.**
- a) Identify common signs and logos.**
 - b) Explain that printed materials provide information.**
 - c) Read and explain own writing and drawings.**
 - d) Read his/her name and read fifteen meaningful, concrete words.**

UNDERSTANDING THE STANDARD (Teacher Notes)	ESSENTIAL UNDERSTANDINGS	ESSENTIAL KNOWLEDGE, SKILLS, AND PROCESSES
<ul style="list-style-type: none"> • The intent of this standard is that students will learn that books, environmental print (print seen in one's environment), and other printed materials convey meaning and provide information for the reader. • Teachers should provide a variety of opportunities for students to demonstrate their understanding of the constancy of print by drawing pictures and producing their own written messages to communicate ideas and information. • These messages may include scribbles, letter approximations, letter strings, and invented spellings. • Concrete words are specific words that refer to definite persons, places or things. • Students who recognize words automatically spend less time decoding and can pay more attention to comprehending what is being read. • Provide opportunities for the student to read his/her name. 	<p>All students should</p> <ul style="list-style-type: none"> • understand that print conveys meaning. 	<p>To be successful with this standard, students are expected to</p> <ul style="list-style-type: none"> • apply knowledge that print conveys meaning. • recognize and identify common signs, logos, and labels. • explain that printed material provides information. • read and explain their own drawings and writings. • locate commonly used words and phrases in familiar text. • recognize a selection of high-frequency and sight words as well as read fifteen meaningful, concrete words. (Each student may know a different set of words.) • recognize and identify their own first and last names.

- K.7 The student will develop an understanding of basic phonetic principles.**
- a) Identify and name the uppercase and lowercase letters of the alphabet.**
 - b) Match consonant, short vowel, and initial consonant digraph sounds to appropriate letters.**
 - c) Demonstrate a speech-to-print match through accurate finger-point reading in familiar text that includes words with more than one syllable.**
 - d) Identify beginning consonant sounds in single-syllable words.**

UNDERSTANDING THE STANDARD (Teacher Notes)	ESSENTIAL UNDERSTANDINGS	ESSENTIAL KNOWLEDGE, SKILLS, AND PROCESSES
<ul style="list-style-type: none"> • The intent of this standard is that students will develop an understanding of basic phonetic principles. • Phonetic skills are the foundation for decoding and encoding words — i.e., they are the basic skills needed to develop fluency and automaticity in reading and writing. • A digraph is the spelling of one sound using two letters. Digraphs can spell consonant sounds (e.g., sh, ch, th, ng) or vowel sounds (e.g., ai, ay, ee, ea, oo, ow, ey, oi, oy, au, aw). 	<p>All students should</p> <ul style="list-style-type: none"> • understand that there is a one-to-one correspondence between spoken and written words. • understand that written words are composed of letters that represent specific sounds. 	<p>To be successful with this standard, students are expected to</p> <ul style="list-style-type: none"> • recognize and name rapidly and with ease uppercase and lowercase letters in sequence and in random order. • match uppercase and lowercase letter pairs. • produce the usual sounds of consonants, short vowels and initial consonant digraphs. • demonstrate concept of word by: <ul style="list-style-type: none"> ◦ tracking familiar print from left to right and top to bottom; and ◦ matching spoken words to print including words with more than one syllable. • write the grapheme (letter) that represents a spoken sound. • use basic knowledge of one-to-one letter-sound correspondences by producing sounds for each consonant. • isolate initial consonants in single-syllable words (e.g., /t/ is the first sound in <i>top</i>). • identify long and short sounds with common spellings for the five major vowels. • distinguish between similarly spelled words by identifying sounds of the letters that differ. • segment onsets and rimes and begin to blend to form the words.

- K.8 The student will expand vocabulary.**
- a) Discuss meanings of words.
 - b) Develop vocabulary by listening to a variety of texts read aloud.

UNDERSTANDING THE STANDARD (Teacher Notes)	ESSENTIAL UNDERSTANDINGS	ESSENTIAL KNOWLEDGE, SKILLS, AND PROCESSES
<ul style="list-style-type: none"> • The intent of this standard is that students will expand their vocabulary by listening to and participating in a variety of literacy experiences, including, but not limited to, discussion and listening to a variety of texts read aloud. • Teachers reading texts aloud provide opportunities for students to have language modeled for them and expose them to new words in order to expand their working vocabularies. • Vocabulary growth aids in development of reading and comprehension. 	<p>All students should</p> <ul style="list-style-type: none"> • understand that vocabulary is made up of words and that words have meaning. 	<p>To be successful with this standard, students are expected to</p> <ul style="list-style-type: none"> • discuss meanings of specific words including synonyms and antonyms in partner, group and teacher-guided settings. • identify new meanings for familiar words and apply them accurately (e.g., knowing <i>water</i> as a drink and learning the verb <i>water the flowers</i>). • sort common objects into categories (e.g., shapes, foods) to gain a sense of the concepts the categories represent. • use common adjectives to distinguish objects (e.g., the <i>small red</i> square; the <i>shy white</i> cat). (Students are not required to know the term adjective at this level.) • ask and respond to questions about unknown words in a text. • identify real-life connections between words and their use (e.g., places that are <i>loud</i>). • use newly learned words in literacy tasks.

- K.9** The student will demonstrate comprehension of fictional texts.
- a) Identify what an author does and what an illustrator does.
 - b) Relate previous experiences to what is read.
 - c) Use pictures to make predictions.
 - d) Begin to ask and answer questions about what is read.
 - e) Use story language in discussions and retellings.
 - f) Retell familiar stories, using beginning, middle, and end.
 - g) Discuss characters, setting, and events.

UNDERSTANDING THE STANDARD (Teacher Notes)	ESSENTIAL UNDERSTANDINGS	ESSENTIAL KNOWLEDGE, SKILLS, AND PROCESSES
<ul style="list-style-type: none"> • The intent of this standard is that students will understand the elements of a story (characters, setting, problem/solution, events) and begin to analyze these elements for meaning. • Students will learn that comprehension is an active process requiring them to use their own experiences and learn new vocabulary in order to get meaning from fictional texts that are read aloud to them. • Students should be exposed to and be able to recognize various types of fictional texts (e.g., storybooks, poems). 	<p>All students should</p> <ul style="list-style-type: none"> • understand that fictional texts tell a story. • understand that authors tell stories through words and illustrators tell stories with pictures. 	<p>To be successful with this standard, students are expected to</p> <ul style="list-style-type: none"> • identify the roles of the author and the illustrator of selected texts. • make ongoing predictions based on illustrations and text. • describe the relationship between illustration and the story (e.g., what moment in the story does the illustration depict). • link knowledge from their own experiences to make sense of and talk about a text. • give evidence that they understand the meaning of what is being read aloud, including the who, what, when, where, why, and how. • ask and respond to simple questions about the content of a book. • use vocabulary from a story in discussions and retellings. • retell a story from pictures or text in their own words, arranging the events in the correct sequence (beginning, middle, and end). • use words to sequence events (e.g., <i>before</i>, <i>after</i>, and <i>next</i>). • produce artwork or a written response (letters or phonetically spelled words) that demonstrates comprehension of a story that they have heard read aloud. • use descriptive language to talk about characters, settings, and events of a story. • recognize various types of fictional texts (e.g., storybooks, poems).

- K.10** The student will demonstrate comprehension of nonfiction texts.
- a) Use pictures to identify topic and make predictions.
 - b) Identify text features specific to the topic, such as titles, headings, and pictures.

UNDERSTANDING THE STANDARD (Teacher Notes)	ESSENTIAL UNDERSTANDINGS	ESSENTIAL KNOWLEDGE, SKILLS, AND PROCESSES
<ul style="list-style-type: none"> • The intent of this standard relative to nonfiction is that students will demonstrate comprehension of a variety of texts across the curriculum, including age-appropriate materials that reflect the Virginia Standards of Learning in English, history and social science, science, and mathematics. • Students will learn that comprehension is an active process requiring them to use their own experiences and learn new vocabulary in order to get meaning from nonfictional texts that are read aloud to them. • Students' understanding of text features, (i.e., titles, headings, and graphics) will support comprehension of nonfiction texts. 	<p>All students should</p> <ul style="list-style-type: none"> • understand that nonfictional texts provide information. 	<p>To be successful with this standard, students are expected to</p> <ul style="list-style-type: none"> • make ongoing predictions based on graphics and text. • relate pictures and illustrations to the text in which they appear. • link knowledge from their own experiences to make sense of and talk about a text. • identify the topic of a nonfiction selection. • ask and respond to simple questions about the content of a book. • discuss simple facts and information relevant to the topic. • identify text features including titles, headings and pictures in text. • identify the author and illustrator of a text and define the role of each in presenting the ideas or information in a text.

At the kindergarten level, students will begin to build a connection between oral and written language. Awareness that spoken language can be written and written language can be read is a fundamental concept in communicating ideas. Students will learn to print the uppercase and lowercase letters of the alphabet as well as their first and last names. Kindergarten writing reflects the students' oral language. Students will communicate their ideas through drawings, scribbles, letter strings, letter approximations, and dictation to adults.

- K.11 The student will print in manuscript.**
a) Print uppercase and lowercase letters of the alphabet independently.
b) Print his/her first and last names.

UNDERSTANDING THE STANDARD (Teacher Notes)	ESSENTIAL UNDERSTANDINGS	ESSENTIAL KNOWLEDGE, SKILLS, AND PROCESSES
<ul style="list-style-type: none"> • The intent of this standard is that students will begin developing neat, legible handwriting. • Students will learn to print uppercase and lowercase letters of the alphabet. • Students need explicit, direct instruction to learn to form uppercase and lowercase manuscript letters correctly. • Reproducing letters with automaticity assists with learning sounds, spelling words and word recognition. • Teaching appropriate pencil grip will assist students with printing in manuscript. 	<p>All students should</p> <ul style="list-style-type: none"> • understand that there are correct ways to write the manuscript letters of the alphabet. • understand that their written name provides identification. • understand that printing properly formed letters makes manuscript writing legible. 	<p>To be successful with this standard, students are expected to</p> <ul style="list-style-type: none"> • use appropriate pencil grip. • print upper- and lower-case letters of the alphabet legibly and independently. • use manuscript letter formation. • use manuscript number formation. • form the letters of and space their first and last names. • write their first and last names for a variety of purposes. • capitalize the first word in a sentence and the pronoun <i>I</i>.

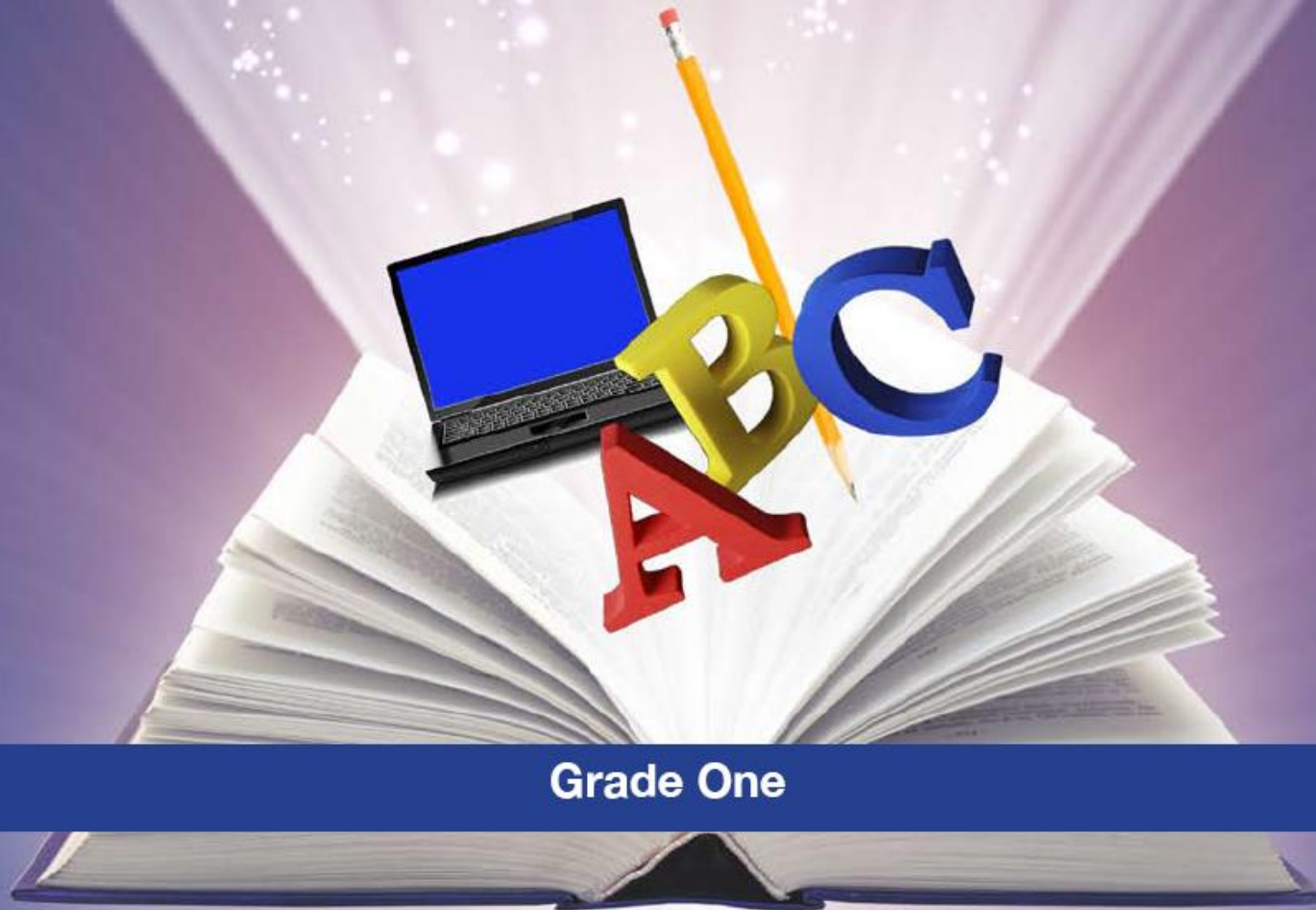
- K.12 The student will write to communicate ideas for a variety of purposes.**
- a) Differentiate pictures from writing.**
 - b) Draw pictures and/or use letters and phonetically spelled words to write about experiences.**
 - c) Use letters and beginning consonant sounds to spell phonetically words to describe pictures or write about experiences.**
 - d) Write left to right and top to bottom.**

UNDERSTANDING THE STANDARD (Teacher Notes)	ESSENTIAL UNDERSTANDINGS	ESSENTIAL KNOWLEDGE, SKILLS, AND PROCESSES
<ul style="list-style-type: none"> • The intent of this standard is that students will understand that writing is used for a variety of purposes, including sharing events and telling stories (narrative writing), informing others and making reports (informational writing), labeling and making lists (functional writing), and responding to literature. • Writing in kindergarten prepares students for more formalized writing styles in subsequent grades. • Students will draw upon their growing phonetic knowledge to spell words using letters and beginning consonant sounds when describing pictures or writing about experiences. • Beginning writings may include drawings, letter strings, scribbles, letter approximations, and other graphic representations, as well as phonetically spelled words. 	<p>All students should</p> <ul style="list-style-type: none"> • understand that their writing serves a variety of purposes. 	<p>To be successful with this standard, students are expected to</p> <ul style="list-style-type: none"> • distinguish print from pictures. • write daily for a variety of purposes (e.g., practicing formation of alphabet letters, labeling, and journal writing). • write on assigned and/or self-selected topics. • use writing, dictation, and drawing to compose informative/explanatory texts that introduce a topic (what they are writing about), state an opinion or some facts and provide some information (e.g., My favorite book is ...). • use writing, dictation, and drawing to narrate an event. • generate text to communicate and make meaning by creating drawings, letter strings, scribbles, letter approximations, or other graphic representations, as well as phonetically spelled words. • write left to right and top to bottom.

K.13 The student will use available technology for reading and writing.

UNDERSTANDING THE STANDARD (Teacher Notes)	ESSENTIAL UNDERSTANDINGS	ESSENTIAL KNOWLEDGE, SKILLS, AND PROCESSES
<ul style="list-style-type: none"> The intent of this standard is that students will use available technology for reading and writing. 	<p>All students should</p> <ul style="list-style-type: none"> understand that technology provides a way to interact with print. 	<p>To be successful with this standard, students are expected to</p> <ul style="list-style-type: none"> use available digital tools for reading and writing. ask and respond to questions about material presented through various media formats. share their writing with others.

English Standards of Learning CURRICULUM FRAMEWORK 2010



Grade One

Board of Education, Commonwealth of Virginia

At the first-grade level, students will continue to engage in a variety of oral language activities to develop their understanding of language and to enhance their ability to communicate effectively. They will continue to build vocabulary as they participate in listening and speaking activities in the classroom. They will also begin to use their oral language skills to gain and explain information. In addition, students will continue to develop the higher-level phonemic awareness skills of segmentation, deletion, and substitution.

- 1.1 The student will continue to demonstrate growth in the use of oral language.**
- a) Listen and respond to a variety of electronic media and other age-appropriate materials.**
 - b) Tell and retell stories and events in logical order.**
 - c) Participate in a variety of oral language activities, including choral speaking and reciting short poems, rhymes, songs, and stories with repeated patterns.**
 - d) Participate in creative dramatics.**
 - e) Express ideas orally in complete sentences.**

UNDERSTANDING THE STANDARD (Teacher Notes)	ESSENTIAL UNDERSTANDINGS	ESSENTIAL KNOWLEDGE, SKILLS, AND PROCESSES
<ul style="list-style-type: none"> • The intent of this standard is that students will continue to demonstrate growth in the use of oral language and vocabulary by listening to and discussing a variety of texts that reflect the Virginia Standards of Learning in English, history and social science, science, and mathematics. • Students should have opportunities to interact with a variety of electronic media and participate in numerous oral language activities. • Students should be engaged in activities that encourage the use of complete sentences and include the telling or retelling of stories and events in logical order. 	<p>All students should</p> <ul style="list-style-type: none"> • understand that oral language is used to communicate a variety of ideas for a variety of purposes. 	<p>To be successful with this standard, students are expected to</p> <ul style="list-style-type: none"> • produce complete sentences when appropriate to task and situation. • participate in a variety of oral language activities, such as: <ul style="list-style-type: none"> ◦ listening to stories and poems read aloud daily; ◦ participating in discussions about stories and poems; ◦ talking about words and their meanings as they are encountered in stories, poems, and conversations; ◦ giving reactions to stories and poems; ◦ asking and answering questions about what is said in order to gather additional information or clarify something not understood; ◦ verbally express ideas and feelings; and ◦ describe people, places, things, and events with details. • tell and retell stories and events in logical order by: <ul style="list-style-type: none"> ◦ retelling stories orally and through informal drama; ◦ dictating retelling of stories; ◦ indicating first, next, and last events in a story; and ◦ creating their own stories, poems, plays, and songs. • participate in daily oral language activities (e.g., choral speaking and the reciting of short poems, rhymes, songs, and stories with repeated patterns). • participate in creative dramatics, (e.g., classroom songs, plays, skits, and group activities) designed to give students frequent opportunities for listening and speaking. • speak to one another, and listen to each other at appropriate times during lessons.

- 1.2 The student will expand understanding and use of word meanings.**
- a) Increase listening and speaking vocabularies.**
 - b) Begin to ask for clarification and explanation of words and ideas.**
 - c) Use common singular and plural nouns.**
 - d) Use vocabulary from other content areas.**

UNDERSTANDING THE STANDARD (Teacher Notes)	ESSENTIAL UNDERSTANDINGS	ESSENTIAL KNOWLEDGE, SKILLS, AND PROCESSES
<ul style="list-style-type: none"> • The intent of this standard is that students will expand their listening and speaking vocabularies and their understanding and use of word meanings through activities across curricula. • Students should have opportunities to practice asking for clarification and explanation of unfamiliar words that are encountered across curricula. • Students should have opportunities to use vocabulary from other content areas. • Vocabulary growth aids in the development of reading comprehension as students progress in school. • One method for increasing listening (receptive) and speaking (expressive) vocabulary is for the teacher to pause at times during classroom read-aloud sessions to draw attention to key vocabulary and to encourage students to use the words while speaking. 	<p>All students should</p> <ul style="list-style-type: none"> • understand that specific word choice makes communication clearer. • understand that nouns can have quantifiable attributes (singular or plural). 	<p>To be successful with this standard, students are expected to</p> <ul style="list-style-type: none"> • learn and use new words encountered in discussions and in books that the teacher reads aloud. • participate in listening and speaking activities. • ask for meanings and clarification of unfamiliar words and ideas. • use common singular and plural nouns with matching verbs in basic sentences (e.g., <i>She walks.</i>, <i>We walk.</i>). • use common irregular plural forms, such as <i>man/men</i>, <i>child/children</i>, and <i>mouse/mice</i>. • use common pronouns (e.g., I, me, mine; they, them, theirs, anyone, everything). • use articles (e.g., a, an, the), conjunctions (e.g., and, but, or, so, because), and prepositions (e.g., during, beyond, toward) correctly. • use vocabulary from other content areas.

- 1.3 The student will adapt or change oral language to fit the situation.**
- a) Initiate conversation with peers and adults.**
 - b) Follow rules for conversation using appropriate voice level in small-group settings.**
 - c) Ask and respond to questions.**
 - d) Follow simple two-step oral directions.**
 - e) Give simple two-step oral directions.**

UNDERSTANDING THE STANDARD (Teacher Notes)	ESSENTIAL UNDERSTANDINGS	ESSENTIAL KNOWLEDGE, SKILLS, AND PROCESSES
<ul style="list-style-type: none"> • The intent of this standard is that students will use oral language to respond appropriately in group situations to both peers and adults. • Teacher modeling of questioning techniques will support students in generating a variety of questions across curricula and in using questions to guide their search for answers. 	<p>All students should</p> <ul style="list-style-type: none"> • understand that the setting influences the rules for communication. • understand that information can be gained by asking and answering relevant questions about a specific topic. 	<p>To be successful with this standard, students are expected to</p> <ul style="list-style-type: none"> • initiate conversation in a variety of school settings. • participate in a range of collaborative discussions building on others' ideas and clearly expressing their own (e.g., partner, small-group, teacher led). • ask and respond to questions to check for understanding of information presented (e.g., stay on topic, link remarks to those of others). • sustain two-person conversation through multiple exchanges. • use voice level and intonation appropriate for small-group settings. • follow rules for conversation, including listening and taking turns. • ask and respond to relevant questions in partner, group, and teacher-led settings. • follow simple two-step oral directions. • give simple two-step directions. • use words of time and position, including <i>first, second, next, on, under, beside,</i> and <i>over,</i> to give directions orally. • use action words (verbs), including, but not limited to, <i>mark, circle, color,</i> and <i>draw,</i> to give directions orally.

1.4 The student will orally identify, produce, and manipulate various units of speech sounds within words.

- a) **Create rhyming words.**
- b) **Count phonemes (sounds) in one-syllable words.**
- c) **Blend sounds to make one-syllable words.**
- d) **Segment one-syllable words into individual speech sounds (phonemes).**
- e) **Add or delete phonemes (sounds) to make new words.**

UNDERSTANDING THE STANDARD (Teacher Notes)	ESSENTIAL UNDERSTANDINGS	ESSENTIAL KNOWLEDGE, SKILLS, AND PROCESSES
<ul style="list-style-type: none"> • The intent of this standard is that students will continue to build and practice phonological awareness skills. • Explicit instruction allows students to consciously reflect on, produce, and manipulate sounds. • Through songs, poems, stories, and word play, students will create rhyming words, count phonemes, blend sounds, and add or delete phonemes to make new words. • Phonological awareness is the term used to describe a student's understanding that spoken words consist of sounds. Students who are <i>phonologically aware</i> demonstrate an ability to hear and manipulate the sound structure of language at each of the word, syllable and phoneme (individual sound) levels. • Phonological awareness typically progresses in a developmental continuum, (i.e., rhyming → sentence segmenting → syllable blending/segmenting → syllable splitting [onset and rime blending/segmenting] → phoneme blending, segmenting, and manipulating). • Phonemes are the smallest units of sound in language. 	<p>All students should</p> <ul style="list-style-type: none"> • understand that spoken words are made up of units of speech sounds within words, which can be manipulated to make new words. 	<p>To be successful with this standard, students are expected to</p> <ul style="list-style-type: none"> • identify, isolate, produce, and manipulate various units of speech sounds within words (e.g., syllables, onsets, rimes, and phonemes). • orally produce words that rhyme with an audible guide word. • count phonemes in one-syllable words. • blend separately spoken phonemes to make one-syllable words. • segment words by producing each phoneme. • determine whether the medial vowel sound is the same or different in a set of one-syllable words. • sort picture cards by beginning, medial, and ending phonemes. • delete a phoneme from an orally presented word to make a new word (e.g., rice/ice, beach/bee, weight/weigh, couch/cow). • add a phoneme from an orally presented word or rime to make a new word (e.g., pie/pipe, four/fork, cab/crab, ot/lot, ap/map). • change phonemes orally to make new words (e.g., rug/jug, bunch/lunch, card/cart, sat/sit).

- 1.4 The student will orally identify, produce, and manipulate various units of speech sounds within words.**
- a) Create rhyming words.**
 - b) Count phonemes (sounds) in one-syllable words.**
 - c) Blend sounds to make one-syllable words.**
 - d) Segment one-syllable words into individual speech sounds (phonemes).**
 - e) Add or delete phonemes (sounds) to make new words.**

UNDERSTANDING THE STANDARD (Teacher Notes)	ESSENTIAL UNDERSTANDINGS	ESSENTIAL KNOWLEDGE, SKILLS, AND PROCESSES
<ul style="list-style-type: none"> • Students who are <i>phonemically aware</i> are able to attend to the individual phonemes of spoken language by demonstrating the higher-order ability to blend, segment, and manipulate them. • Syllables are units of speech that consist of a vowel preceded and/or followed by consonants. Each time a syllable is produced; the mouth opens and closes. Each syllable spoken consists of a single rhythmic beat. For example, the word <i>absent</i> has two syllables: ab/sent. • Onsets are speech sounds (/b/, /j/, /s/, /p/) before a vowel. Rimes are the vowel and what follows (-ack). If a one-syllable word begins with a vowel, it has only a rime. Many words are formed by combining onsets and rimes (<i>back, jack, sack, pack</i>). (Note: Students are not expected to know these terms.) • Phonemic awareness can be developed as students practice distinguishing minimal pairs aurally. Minimal pairs are pairs of words which differ in only one phoneme (<i>cape/tape, kite/tight, gas/gash</i>). 		

At the first-grade level, students will continue to be immersed in a print-rich environment. Having developed a concept of word and letter-sound correspondence, students will now concentrate on learning and integrating basic phonetic principles, decoding words in isolation, using meaning clues, and employing language and sentence structure to read and substantially increase their sight-word vocabulary. By the end of the first grade, they should have a reading vocabulary of 300 to 500 commonly used sight words and be able to decode single-syllable words.

These concepts and skills will be learned through systematic explicit direct instruction, individual and small-group activities, and time spent exploring and reading books and other print material. Through reading decodable books, students will build fluency and automaticity in using their knowledge of phonetic principles and print to read. Reading and listening to both fiction and nonfiction texts will give students opportunities to respond to readings in group discussions and through writing and drawing. Through reading and rereading, the students will build fluency and vocabulary and will become independent readers. Students will learn to use their knowledge of alphabetical order by first letter to find the meanings of unfamiliar words in picture and simple word dictionaries.

- 1.5 The student will apply knowledge of how print is organized and read.**
- a) Read from left to right and from top to bottom.**
 - b) Match spoken words with print.**
 - c) Identify letters, words, sentences, and ending punctuation.**
 - d) Read his/her own writing.**

UNDERSTANDING THE STANDARD (Teacher Notes)	ESSENTIAL UNDERSTANDINGS	ESSENTIAL KNOWLEDGE, SKILLS, AND PROCESSES
<ul style="list-style-type: none"> • The intent of this standard is that students will understand how to read print. • As students begin to read, they will apply their knowledge of directionality of text and their ability to match the spoken word to the print. • The ability to match spoken words to print involves a student's <i>concept of word</i>. A firm concept of word requires students to have an automatic knowledge of letter sounds, to be able to isolate consonant sounds at the beginning of words in context, and to remember previously viewed words from text. 	<p>All students should</p> <ul style="list-style-type: none"> • understand that written text consists of letters, words, and sentences. • understand that oral language can be written and read. 	<p>To be successful with this standard, students are expected to</p> <ul style="list-style-type: none"> • demonstrate concept of word by tracking print from left to right and top to bottom, following print from one line to the next line (return sweep), and matching spoken words to print. • identify letters, words, sentences, and ending punctuation (i.e., periods, question and quotation marks, and exclamation points). • differentiate between letters and words by recognizing spaces between words in sentences and recognizing that a sentence starts with a capital letter and ends with a period, question mark, or exclamation point. • read their own writing.

- 1.6 The student will apply phonetic principles to read and spell.**
- a) Use beginning and ending consonants to decode and spell single-syllable words.
 - b) Use two-letter consonant blends to decode and spell single-syllable words.
 - c) Use beginning consonant digraphs to decode and spell single-syllable words.
 - d) Use short vowel sounds to decode and spell single-syllable words.
 - e) Blend beginning, middle, and ending sounds to recognize and read words.
 - f) Use word patterns to decode unfamiliar words.
 - g) Read and spell simple two-syllable compound words.
 - h) Read and spell commonly used sight words.

UNDERSTANDING THE STANDARD (Teacher Notes)	ESSENTIAL UNDERSTANDINGS	ESSENTIAL KNOWLEDGE, SKILLS, AND PROCESSES
<ul style="list-style-type: none"> • The intent of this standard is that students will continue to learn and apply phonetic principles to decode unfamiliar words. • Students will learn to apply phonetic skills rather than rely on pictures and context as their primary strategies for decoding words. • Students blend speech sound units (phonemes) together to produce a word (e.g., /m/-/a/-/n/ → man). • Students segment words into individual sounds (e.g., man → /m/- /a/- /n/). • Students will transfer their knowledge of word patterns to identify other words with the same pattern. • Students will also continue to develop their skill at automatically recognizing commonly used sight words. Students who recognize words automatically spend less time decoding and can pay more attention to comprehending what is being read. • Onsets are speech sounds (/b/, /j/, /s/, /p/) before a vowel. Rimes are the vowel and what follows (-ack). If a one syllable word begins with a vowel, it has only a rime. Many words 	<p>All students should</p> <ul style="list-style-type: none"> • understand that knowledge of phonetic principles can be applied to read and spell words. 	<p>To be successful with this standard, students are expected to</p> <ul style="list-style-type: none"> • apply knowledge of letter sounds in single-syllable words by: <ul style="list-style-type: none"> ◦ recognizing beginning, medial, and ending phonemes; ◦ segmenting the phonemes in a word into their complete sequence of individual phonemes (e.g., top: /t/-/o/-/p/, jump: /j/-/u/-/m/-/p/); and ◦ blending phonemes to decode or spell a word. • accurately decode unknown unfamiliar, orthographically regular, single-syllable words and nonsense words (e.g., <i>sit</i>, <i>zot</i>), using letter-sound mappings to sound them out. • apply knowledge of word patterns to decode unfamiliar words by recognizing word patterns (e.g., CVC) using onsets and rimes to create, read, and spell new words that include blends (e.g., the <i>l</i> and <i>r</i> blends; and digraphs, including <i>ch</i>, <i>sh</i>, <i>th</i>, and <i>wh</i>). • use the consonant-vowel patterns CVC (e.g., pin), VC (e.g., in), and CVCC (e.g., wind), to decode and spell single-syllable words. • use the consonant-vowel patterns CVVC and CVCE to decode and spell some single-syllable words. • use knowledge that every syllable has a vowel sound to help determine if a word has one or two syllables. • read and spell simple two-syllable compound words. • read and spell simple two-syllable compound words following basic patterns by segmenting the words into syllables.

- 1.6 The student will apply phonetic principles to read and spell.**
- a) Use beginning and ending consonants to decode and spell single-syllable words.
 - b) Use two-letter consonant blends to decode and spell single-syllable words.
 - c) Use beginning consonant digraphs to decode and spell single-syllable words.
 - d) Use short vowel sounds to decode and spell single-syllable words.
 - e) Blend beginning, middle, and ending sounds to recognize and read words.
 - f) Use word patterns to decode unfamiliar words.
 - g) Read and spell simple two-syllable compound words.
 - h) Read and spell commonly used sight words.

UNDERSTANDING THE STANDARD (Teacher Notes)	ESSENTIAL UNDERSTANDINGS	ESSENTIAL KNOWLEDGE, SKILLS, AND PROCESSES
<p>are formed by combining onsets and rimes (<i>back, jack, sack, pack</i>). (Note: Students are not expected to know these terms.)</p> <ul style="list-style-type: none"> • Alphabet letters written between /slashes/ refer to their pronunciation (e.g., /sh/ refers to the initial sound heard in the word <i>sugar</i>). 		<ul style="list-style-type: none"> • read and spell commonly used sight words.

- 1.7 The student will use semantic clues and syntax to expand vocabulary when reading.**
- a) Use words, phrases, and sentences.
 - b) Use titles and pictures.
 - c) Use information in the story to read words.
 - d) Use knowledge of sentence structure.
 - e) Use knowledge of story structure.
 - f) Reread and self-correct.

UNDERSTANDING THE STANDARD (Teacher Notes)	ESSENTIAL UNDERSTANDINGS	ESSENTIAL KNOWLEDGE, SKILLS, AND PROCESSES
<ul style="list-style-type: none"> • The intent of this standard is that students will use semantic clues and syntax to assist in developing an understanding of a text. • Semantics refer to the <i>meanings</i> of words or sentences. Syntax refers to the <i>rules or conventions</i> for the formation of grammatical sentences. (Note: Students are not expected to know these terms.) • Students will use pictures as well as the understanding of the story and topic to predict and check for comprehension as they read. • Students' knowledge of sentence structure will include understanding that a sentence is a complete idea, which has a subject and a predicate. • Teacher prompting and scaffolding to direct the student to reread and self-correct will support comprehension. • Prosody refers to the rhythmic and intonational aspect of language, which should be noticeable during oral reading. Prosody contributes to reading fluency and comprehension. 	<p>All students should</p> <ul style="list-style-type: none"> • understand that they will use a variety of strategies to read unfamiliar words. 	<p>To be successful with this standard, students are expected to</p> <ul style="list-style-type: none"> • expand vocabulary by using frequently occurring root words to read inflectional forms (e.g., <i>look, looks, looked, looking</i>). • use sentence-level context as a clue to the meaning of words and phrases. • use titles and pictures to make predictions about text. • use pictures and/or rereading to confirm vocabulary choice. • use information in the story to make predictions about vocabulary and text. • notice when words or sentences do not make sense in context. • use intonation, pauses, and emphases that signal the structure of the sentence when reading aloud (prosody). • use punctuation clues, including period, question mark, exclamation point, commas, and quotation marks, to guide their comprehension. • use knowledge of story structure (i.e., characters, setting, problem/solution) to guide comprehension. • reread and self-correct when text does not make sense.

- 1.8 The student will expand vocabulary.**
- a) Discuss meanings of words in context.**
 - b) Develop vocabulary by listening to and reading a variety of texts.**
 - c) Ask for the meaning of unknown words and make connections to familiar words.**
 - d) Use text clues such as words or pictures to discern meanings of unknown words.**
 - e) Use vocabulary from other content areas.**

UNDERSTANDING THE STANDARD (Teacher Notes)	ESSENTIAL UNDERSTANDINGS	ESSENTIAL KNOWLEDGE, SKILLS, AND PROCESSES
<ul style="list-style-type: none"> • The intent of this standard is that students will expand their vocabulary by participating in a variety of literacy experiences. • Teachers reading texts aloud provide opportunities for students to have language modeled for them and expose them to new words, in order to expand their working vocabularies. 	<p>All students should</p> <ul style="list-style-type: none"> • understand that word meanings can be comprehended through context, discussion, connections to familiar words, and knowledge of vocabulary from other content areas. 	<p>To be successful with this standard, students are expected to</p> <ul style="list-style-type: none"> • understand and discuss the meanings of new words as presented in context. • develop their vocabulary by listening to and reading a variety of texts (e.g., predictable, decodable, and narrative/expository texts written in the original, natural language of the authors). • use words, pictures, and other clues from text to confirm or self-correct, rereading as necessary. • ask for the meaning of unknown words and make connections to familiar words by: <ul style="list-style-type: none"> ◦ sorting words into categories (e.g., colors, animals); ◦ defining words by category and by one or more attributes (e.g., <i>a swan is a bird that swims, a cardinal is a red bird</i>); and ◦ identifying real-life connections between words and their use (e.g., places that are <i>safe</i>). • use vocabulary from other content areas in literacy tasks.

- 1.9 The student will read and demonstrate comprehension of a variety of fictional texts.**
- a) **Preview the selection.**
 - b) **Set a purpose for reading.**
 - c) **Relate previous experiences to what is read.**
 - d) **Make and confirm predictions.**
 - e) **Ask and answer who, what, when, where, why, and how questions about what is read.**
 - f) **Identify characters, setting, and important events.**
 - g) **Retell stories and events, using beginning, middle, and end.**
 - h) **Identify the main idea or theme.**
 - i) **Read and reread familiar stories, poems, and passages with fluency, accuracy, and meaningful expression.**

UNDERSTANDING THE STANDARD (Teacher Notes)	ESSENTIAL UNDERSTANDINGS	ESSENTIAL KNOWLEDGE, SKILLS, AND PROCESSES
<ul style="list-style-type: none"> • The intent of this standard is that students will build fluency and experience success as readers while reading aloud and will begin to develop and demonstrate comprehension skills by reading a variety of fiction and poetry selections. • Students will demonstrate comprehension of story elements in fiction and poetry selections by identifying the character, setting, and topic or main idea. • Students will continue to learn to relate their prior knowledge to the topic of the text and use this knowledge and information from the text to make and confirm predictions as well as to ask and answer questions. • Teachers should read a wide range of fiction and nonfiction texts aloud and explain differences between books that tell stories and books that provide information. 	<p>All students should</p> <ul style="list-style-type: none"> • understand that they should use a variety of strategies to assist with comprehension. • understand that orally read text has a rhythm and expression that helps convey meaning. 	<p>To be successful with this standard, students are expected to</p> <ul style="list-style-type: none"> • preview reading material by looking at the book’s cover and illustrations and by reading titles and headings. • set a purpose for reading by looking at the illustrations, activating prior knowledge, and predicting the outcome of the selection. • identify who is telling the story at various points in a text. • use knowledge from their own experience to make sense of and talk about a text. • draw on prior knowledge to make and confirm predictions before, during, and after reading. • ask and answer simple questions (e.g., who, what, when, where, why, and how) about a selection. • identify and describe characters, settings, and important events in a story using details. • use illustrations and details to describe characters, settings, and important events in a story. • demonstrate comprehension by retelling stories and events orally or in writing, using beginning, middle, and end structure, and demonstrating comprehension of the central message or lesson. • identify the main idea or theme of a short fiction selection.

- 1.9 The student will read and demonstrate comprehension of a variety of fictional texts.**
- a) **Preview the selection.**
 - b) **Set a purpose for reading.**
 - c) **Relate previous experiences to what is read.**
 - d) **Make and confirm predictions.**
 - e) **Ask and answer who, what, when, where, why, and how questions about what is read.**
 - f) **Identify characters, setting, and important events.**
 - g) **Retell stories and events, using beginning, middle, and end.**
 - h) **Identify the main idea or theme.**
 - i) **Read and reread familiar stories, poems, and passages with fluency, accuracy, and meaningful expression.**

UNDERSTANDING THE STANDARD (Teacher Notes)	ESSENTIAL UNDERSTANDINGS	ESSENTIAL KNOWLEDGE, SKILLS, AND PROCESSES
<ul style="list-style-type: none"> • To determine a student’s functional reading level for a specific text consider these word accuracy rates from Virginia’s Phonological Awareness Literacy Screening (PALS): <ul style="list-style-type: none"> ◦ independent level – 98-100% accuracy, or about two of every 100 words misread; student reads independently with little or no instructional support, and comprehension is strong. ◦ instructional level – 90-97% accuracy, or three to ten words of every 100 words misread (For preprimer text, instructional level is between 85%-97%.); student reads with modest accuracy and variable fluency and comprehension should be closely monitored. ◦ frustration level – less than 90% accuracy, or more than ten of every 100 words misread (For preprimer text, frustration level is less than 85%.); student reads with neither accuracy nor fluency, and therefore his or her comprehension will be affected. 		<ul style="list-style-type: none"> • identify words and phrases in stories or poems that suggest feelings or appeal to the senses. • read a wide variety of self-selected and teacher-selected stories and poems aloud. • use expression and intonation to convey meaning when reading aloud (prosody). • reread as necessary to confirm and self-correct word recognition and understanding. • practice reading and rereading familiar stories, poems, and passages at their independent reading level to develop fluency, accuracy, and meaningful expression.

- 1.9** The student will read and demonstrate comprehension of a variety of fictional texts.
- a) Preview the selection.
 - b) Set a purpose for reading.
 - c) Relate previous experiences to what is read.
 - d) Make and confirm predictions.
 - e) Ask and answer who, what, when, where, why, and how questions about what is read.
 - f) Identify characters, setting, and important events.
 - g) Retell stories and events, using beginning, middle, and end.
 - h) Identify the main idea or theme.
 - i) Read and reread familiar stories, poems, and passages with fluency, accuracy, and meaningful expression.

UNDERSTANDING THE STANDARD (Teacher Notes)	ESSENTIAL UNDERSTANDINGS	ESSENTIAL KNOWLEDGE, SKILLS, AND PROCESSES												
<ul style="list-style-type: none"> Fluency develops as students have the opportunity to practice reading on their independent reading level. The table below presents the results of research on oral reading fluency rates for students at the 90th, 75th and 50th percentiles throughout the school year. These fluency rates are reported as words correct per minute (WCPM) for first-grade students reading first-grade text: <table border="1" data-bbox="178 1003 604 1162"> <thead> <tr> <th>Percentile</th> <th>Midyear WCPM</th> <th>Spring WCPM</th> </tr> </thead> <tbody> <tr> <td>90</td> <td>81</td> <td>111</td> </tr> <tr> <td>75</td> <td>47</td> <td>82</td> </tr> <tr> <td>50</td> <td>23</td> <td>53</td> </tr> </tbody> </table> <p>Hasbrouck, J.E., & Tindal, G.A. (2006)</p> Prosody refers to the rhythmic and intonational aspect of language, which should be noticeable during oral reading. Prosody contributes to reading fluency and comprehension. 	Percentile	Midyear WCPM	Spring WCPM	90	81	111	75	47	82	50	23	53		
Percentile	Midyear WCPM	Spring WCPM												
90	81	111												
75	47	82												
50	23	53												

- 1.10 The student will read and demonstrate comprehension of a variety of nonfiction texts.**
- a) Preview the selection.
 - b) Use prior and background knowledge as context for new learning.
 - c) Set a purpose for reading.
 - d) Identify text features such as pictures, headings, charts, and captions.
 - e) Make and confirm predictions.
 - f) Ask and answer who, what, where, when, why, and how questions about what is read.
 - g) Identify the main idea.
 - h) Read and reread familiar passages with fluency, accuracy, and meaningful expression.

UNDERSTANDING THE STANDARD (Teacher Notes)	ESSENTIAL UNDERSTANDINGS	ESSENTIAL KNOWLEDGE, SKILLS, AND PROCESSES
<ul style="list-style-type: none"> • The intent of this standard is that students will read and demonstrate comprehension of nonfiction texts across the curriculum, including age-appropriate materials that reflect the Virginia Standards of Learning in English, history and social science, science, and mathematics. • Students will continue to learn to relate their prior knowledge to the topic of the text and use this knowledge and information from the text to make and confirm predictions as well as to ask and answer questions. • Strategies to increase prior knowledge include building on what students already know, discussing real-life experiences, and providing vicarious experiences through reading. 	<p>All students should</p> <ul style="list-style-type: none"> • understand that they should use a variety of strategies to assist with comprehension of nonfiction texts. • understand that orally read text has a rhythm and expression that helps convey meaning. 	<p>To be successful with this standard, students are expected to</p> <ul style="list-style-type: none"> • read with purpose and understanding. • preview reading material by looking at the book's cover and illustrations or other graphics and by reading titles and headings. • set a purpose for reading by looking at the illustrations or other graphics, activating prior knowledge, and predicting the outcome of the selection. • identify text features (e.g., illustrations, photographs, headings, charts and captions). • use text features to locate facts and information in a text (e.g., headings, tables of contents, glossaries). • distinguish between information provided by pictures or illustrations and information provided by words in the text. • make and confirm predictions before, during, and after reading. • ask and answer simple questions (e.g., who, what, when, where, why, and how) about a selection. • read a wide variety of self-selected and teacher-selected informational texts aloud. • read various nonfiction forms, including letters, lists, recipes, newspapers, and magazines. • identify the main idea and key details of a short nonfiction selection. • identify the reasons an author gives to support points in a text.

- 1.10** The student will read and demonstrate comprehension of a variety of nonfiction texts.
- a) Preview the selection.
 - b) Use prior and background knowledge as context for new learning.
 - c) Set a purpose for reading.
 - d) Identify text features such as pictures, headings, charts, and captions.
 - e) Make and confirm predictions.
 - f) Ask and answer who, what, where, when, why, and how questions about what is read.
 - g) Identify the main idea.
 - h) Read and reread familiar passages with fluency, accuracy, and meaningful expression.

UNDERSTANDING THE STANDARD (Teacher Notes)	ESSENTIAL UNDERSTANDINGS	ESSENTIAL KNOWLEDGE, SKILLS, AND PROCESSES
		<ul style="list-style-type: none"> • practice reading and rereading texts on their independent reading level to develop accuracy, fluency, and meaningful expression.

- 1.11 The student will use simple reference materials.**
- a) Use knowledge of alphabetical order by first letter.**
 - b) Use a picture dictionary to find meanings of unfamiliar words.**

UNDERSTANDING THE STANDARD (Teacher Notes)	ESSENTIAL UNDERSTANDINGS	ESSENTIAL KNOWLEDGE, SKILLS, AND PROCESSES
<ul style="list-style-type: none"> • The intent of this standard is that simple, and accessible reference materials will serve as resources for student learning. • Students will use their knowledge of alphabetical order by first letter to find words in picture dictionaries. 	<p>All students should</p> <ul style="list-style-type: none"> • understand that many reference materials are organized in alphabetical order. • understand that reference materials provide information. 	<p>To be successful with this standard, students are expected to</p> <ul style="list-style-type: none"> • use simple reference materials. • alphabetize a list of five to eight words according to first letter. • use a picture dictionary to locate unfamiliar words.

At the first-grade level, reading and writing will develop together. Students will be given daily opportunities to write and read their writing. As their knowledge of letter-sound correspondence and their sight-word vocabulary increases, they will be able to use these skills to put their ideas and thoughts on paper. Students need to be encouraged to write for real purposes by writing such things as letters, notes, signs, stories, and labels. At this level, students will concentrate on writing a complete simple sentence, using basic conventions. With teacher guidance and support, they will also begin to revise and edit selected pieces of their writing for a specific audience.

- 1.12 The student will print legibly.**
- a) Form letters accurately.**
 - b) Space words within sentences.**
 - c) Use the alphabetic code to write unknown words phonetically.**

UNDERSTANDING THE STANDARD (Teacher Notes)	ESSENTIAL UNDERSTANDINGS	ESSENTIAL KNOWLEDGE, SKILLS, AND PROCESSES
<ul style="list-style-type: none"> • The intent of this standard is that students will learn to produce manuscript writing that can be easily read. • Students need explicit, direct instruction in order to learn to form uppercase and lowercase letters correctly. • Students also need many purposeful opportunities to develop sound-symbol correspondence while practicing and mastering handwriting skills. • Students need to develop their understanding that each speech sound or phoneme of language has its own distinctive graphic representation. This is referred to as the <i>alphabetic principle</i>. 	<p>All students should</p> <ul style="list-style-type: none"> • understand that there are correct ways to write the letters of the alphabet and that proper spacing is necessary in order for writing to be legible. • understand sound-symbol correspondence in writing unfamiliar words. 	<p>To be successful with this standard, students are expected to</p> <ul style="list-style-type: none"> • use appropriate pencil grip. • use manuscript letter formation. • print all upper and lowercase letters. • use manuscript number formation. • space words in sentences. • apply the alphabetic principle while writing unfamiliar words.

- 1.13 The student will write to communicate ideas for a variety of purposes.**
- a) **Generate ideas.**
 - b) **Focus on one topic.**
 - c) **Revise by adding descriptive words when writing about people, places, things, and events.**
 - d) **Use complete sentences in final copies.**
 - e) **Begin each sentence with a capital letter and use ending punctuation in final copies.**
 - f) **Use correct spelling for commonly used sight words and phonetically regular words in final copies.**
 - g) **Share writing with others.**

UNDERSTANDING THE STANDARD (Teacher Notes)	ESSENTIAL UNDERSTANDINGS	ESSENTIAL KNOWLEDGE, SKILLS, AND PROCESSES
<ul style="list-style-type: none"> • The intent of this standard is that students will understand that writing is used for a variety of purposes, including sharing events and telling stories (narrative writing), informing others and making reports (informational writing), labeling and making lists (functional writing), and responding to literature. • Students will use their phonetic knowledge and growing knowledge of commonly used sight words to spell words correctly when writing. • Providing opportunities for students to share their writing with friends, family, and teachers gives student writing a purpose. 	<p>All students should</p> <ul style="list-style-type: none"> • understand that writers communicate ideas for a variety of purposes. • understand that writers plan, write, and share their writing with others. 	<p>To be successful with this standard, students are expected to</p> <ul style="list-style-type: none"> • use previous experiences to generate ideas. • participate in teacher-directed brainstorming activities to generate ideas. • participate in shared research and writing projects • participate in teacher-directed prewriting strategies, such as webbing, clustering, and semantic mapping, to organize ideas and information. • write informative/explanatory texts that introduce a topic, state an opinion or some facts, and provide a concluding sentence. • write narrative pieces that include at least two sequenced events, with some details, and conclusion. • revise their written pieces by adding descriptive words (adjectives) when writing about people, places, things, and events; focusing on the topic; and responding to questions and suggestions from peers and teachers. • in final copies, use complete sentences that begin with a capital letter, use correct ending punctuation, and use commas in dates. • capitalize days of the week and months of the year. • capitalize names of people. • spell commonly used sight words and phonetically regular words correctly in final copies. • apply the alphabetic principle when writing words. • use print resources in the classroom in order to spell words.

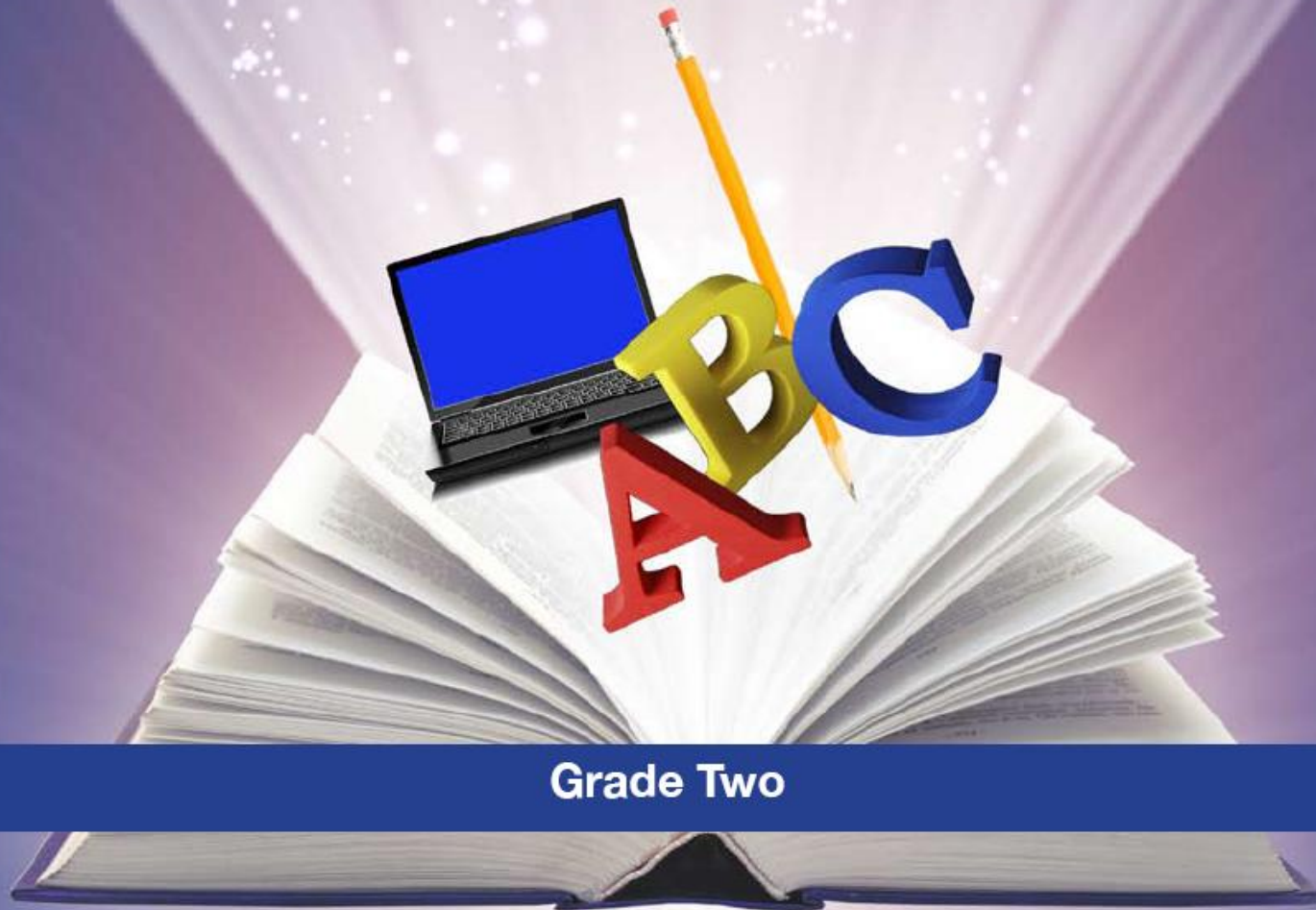
- 1.13** The student will write to communicate ideas for a variety of purposes.
- a) Generate ideas.
 - b) Focus on one topic.
 - c) Revise by adding descriptive words when writing about people, places, things, and events.
 - d) Use complete sentences in final copies.
 - e) Begin each sentence with a capital letter and use ending punctuation in final copies.
 - f) Use correct spelling for commonly used sight words and phonetically regular words in final copies.
 - g) Share writing with others.

UNDERSTANDING THE STANDARD (Teacher Notes)	ESSENTIAL UNDERSTANDINGS	ESSENTIAL KNOWLEDGE, SKILLS, AND PROCESSES
		<ul style="list-style-type: none"> • use familiar writing forms, including lists, letters, stories, reports, messages, and poems. • distinguish draft writing from final-product writing. • share their writing with others.

1.14 The student will use available technology for reading and writing.

UNDERSTANDING THE STANDARD (Teacher Notes)	ESSENTIAL UNDERSTANDINGS	ESSENTIAL KNOWLEDGE, SKILLS, AND PROCESSES
<ul style="list-style-type: none"> • The intent of this standard is that students will use available technology for reading and writing. • Students also need opportunities to explore and use available technology to facilitate their writing. 	<p>All students should</p> <ul style="list-style-type: none"> • understand that technology provides a way to interact with print. • understand that reading and writing skills can be adapted for use with available technology. 	<p>To be successful with this standard, students are expected to</p> <ul style="list-style-type: none"> • use digital tools to produce and publish writing including in collaboration with peers. • use available media for reading and writing. • use electronic templates (e.g., graphic organizers) to organize information. • ask and respond to questions about material presented through various media formats. • share their writing with others.

English Standards of Learning CURRICULUM FRAMEWORK 2010



Grade Two

Board of Education, Commonwealth of Virginia

At the second-grade level, students will engage in a variety of oral activities to develop an understanding of language structure and enhance their ability to communicate effectively. They will listen and speak in discussions and presentations that expand their vocabularies, increase their background knowledge, and enhance both their reading and writing skills.

- 2.1 The student will demonstrate an understanding of oral language structure.**
- a) Create oral stories to share with others.**
 - b) Create and participate in oral dramatic activities.**
 - c) Use correct verb tenses in oral communication.**
 - d) Use increasingly complex sentence structures in oral communication.**
 - e) Begin to self-correct errors in language use.**

UNDERSTANDING THE STANDARD (Teacher Notes)	ESSENTIAL UNDERSTANDINGS	ESSENTIAL KNOWLEDGE, SKILLS, AND PROCESSES
<ul style="list-style-type: none"> • The intent of this standard is that students will continue to demonstrate their growth in the use of oral language and vocabulary. • Teachers will provide opportunities for students to use their knowledge of sentence structure, verb tenses, and vocabulary to create oral stories that have a beginning, middle, and end. 	<p>All students should</p> <ul style="list-style-type: none"> • participate in group activities by creating oral stories using complex sentences and appropriate verb tenses. 	<p>To be successful with this standard, students are expected to</p> <ul style="list-style-type: none"> • use the story structure of beginning, middle, and end to tell a story of an experience. • maintain and manipulate voice, such as pausing, tempo, and pitch, to convey mood. • add appropriate elaboration and detail while recounting or describing an event. • dramatize familiar stories (e.g., plays, skits, reader’s theater). • use present, past, and future tenses appropriately. • provide a referent for pronouns (e.g., <i>Serena wanted to sing but she was afraid</i>). • demonstrate subject-verb agreement. • use more complex sentence structure with conjunctions, such as <i>while</i>, <i>when</i>, <i>if</i>, <i>because</i>, <i>so</i>, and <i>but</i>, when describing events and giving explanations. • speak in complete sentences when appropriate to task and situation to provide details and clarification. • begin to self-correct errors made when communicating orally.

- 2.2 The student will expand understanding and use of word meanings.**
- a) Increase listening and speaking vocabularies.**
 - b) Use words that reflect a growing range of interests and knowledge.**
 - c) Clarify and explain words and ideas orally.**
 - d) Identify and use synonyms and antonyms.**
 - e) Use vocabulary from other content areas.**

UNDERSTANDING THE STANDARD (Teacher Notes)	ESSENTIAL UNDERSTANDINGS	ESSENTIAL KNOWLEDGE, SKILLS, AND PROCESSES
<ul style="list-style-type: none"> • The intent of this standard is that students will expand understanding and use of word meanings through the use of a variety of texts that reflect the Virginia Standards of Learning for English, history and social science, science, and mathematics. • Teachers will provide opportunities for students to use antonyms, synonyms, and descriptive language to explain and clarify ideas. • Growth in oral language aids in the development of fluency, vocabulary, and comprehension. 	<p>All students should</p> <ul style="list-style-type: none"> • understand that specific vocabulary helps explain and clarify ideas. 	<p>To be successful with this standard, students are expected to</p> <ul style="list-style-type: none"> • listen to and discuss a variety of texts. • use appropriate descriptive language to express ideas, opinions, and feelings. • use language to categorize objects, people, places, or events. • explain the meanings of words within the context of how they are used. • ask questions to clarify or gain further information. • recognize when two or more different words are being used orally to mean contrasting or opposite things. • recognize when different words are being used orally to mean the same or similar things. • use synonyms and antonyms in oral communication. • use specific content area vocabulary in discussions.

- 2.3 The student will use oral communication skills.**
- a) Use oral language for different purposes: to inform, to persuade, to entertain, to clarify, and to respond.**
 - b) Share stories or information orally with an audience.**
 - c) Participate as a contributor and leader in a group.**
 - d) Retell information shared by others.**
 - e) Follow three- and four-step directions.**
 - f) Give three- and four-step directions.**

UNDERSTANDING THE STANDARD (Teacher Notes)	ESSENTIAL UNDERSTANDINGS	ESSENTIAL KNOWLEDGE, SKILLS, AND PROCESSES
<ul style="list-style-type: none"> • The intent of this standard is that students will use oral language skills to respond appropriately in group situations. • Students learn to use selected vocabulary and information to match their purpose — to inform, to persuade, to entertain, to clarify, and to respond. • Students will learn to retell information as they continue to share stories. • Teachers should provide opportunities for students to learn the dynamics and roles of working in small groups. 	<p>All students should</p> <ul style="list-style-type: none"> • understand that oral communication can be used for a variety of purposes. • participate in group activities by sharing stories or information and by following and giving directions. 	<p>To be successful with this standard, students are expected to</p> <ul style="list-style-type: none"> • participate in a range of collaborative discussions building on others' ideas and clearly expressing their own (e.g., one-on-one, small-group, teacher led). • participate in collaborative conversations for various purposes (e.g., to inform, to persuade, to entertain, to clarify, and to respond). • ask and respond to questions to check for understanding of information presented (e.g., stay on topic, link remarks to those of others). • follow rules for discussions and assigned group roles. • use proper pitch and volume. • speak clearly and distinctly. • share and retell an experience or story to an audience in a logical order, with appropriate facts, and descriptive details. • select vocabulary and nonverbal expressions appropriate to purpose and audience. • express ideas clearly and in an organized manner. • contribute information, ask questions, clarify, gather additional information, retell, respond, or build on another person's idea in a small-group setting. • confer with small-group members about how to present information to the class. • carry out a specific group role, such as leader, recorder, materials manager, or reporter.

- 2.3** The student will use oral communication skills.
- a) Use oral language for different purposes: to inform, to persuade, to entertain, to clarify, and to respond.
 - b) Share stories or information orally with an audience.
 - c) Participate as a contributor and leader in a group.
 - d) Retell information shared by others.
 - e) Follow three- and four-step directions.
 - f) Give three- and four-step directions.

UNDERSTANDING THE STANDARD (Teacher Notes)	ESSENTIAL UNDERSTANDINGS	ESSENTIAL KNOWLEDGE, SKILLS, AND PROCESSES
		<ul style="list-style-type: none"> • engage in taking turns in conversations by: <ul style="list-style-type: none"> ◦ making certain all group members have an opportunity to contribute; ◦ listening attentively by making eye contact while facing the speaker; and ◦ eliciting information or opinions from others. • follow three-step and four-step directions. • give three-step and four-step directions. • sequence three or four steps chronologically in oral directions.

- 2.4 The student will orally identify, produce, and manipulate various units of speech sounds within words.**
- Count phonemes (sounds) within one-syllable words.**
 - Blend sounds to make one-syllable words.**
 - Segment one-syllable words into individual speech sounds (phonemes).**
 - Add or delete phonemes (sounds) to make words.**
 - Blend and segment multisyllabic words at the syllable level.**

UNDERSTANDING THE STANDARD (Teacher Notes)	ESSENTIAL UNDERSTANDINGS	ESSENTIAL KNOWLEDGE, SKILLS, AND PROCESSES
<ul style="list-style-type: none"> The intent of this standard is that students will orally identify, produce, and manipulate various units of speech sounds within words. Explicit, step by step, instruction is engaging and allows students to consciously reflect on and manipulate sounds. Through songs, poems, stories, and word play, students will count phonemes, create rhyming words, segment, substitute and blend sounds to make words. Phonological awareness is the term used to describe a student's understanding that spoken words consist of sounds. Students who are <i>phonologically aware</i> demonstrate an ability to hear and manipulate the sound structure of language at each of the word, syllable and phoneme (individual sound) levels. Phonological awareness typically progresses in a developmental continuum, (i.e., rhyming → sentence segmenting → syllable blending/segmenting → syllable splitting [onset and rime blending/segmenting] → phoneme blending, segmenting, and manipulating). Phonemes are the smallest units of sound in language (e.g., man has three phonemes /m/-/a/-/n/). 	<p>All students should</p> <ul style="list-style-type: none"> understand that spoken words are made up of individual phonemes, which can be manipulated to make new words. 	<p>To be successful with this standard, students are expected to</p> <ul style="list-style-type: none"> count phonemes in one-syllable words (e.g., man has three phonemes /m/-/a/-/n/, chop has three phonemes /ch/-/o/-/p/, and drop has four phonemes /d/-/r/-/o/-/p/). isolate and manipulate phonemes. blend sounds to make one-syllable words (e.g., /p/-/a/-/n/ → pan , /d/-/r/-/i/-/p/ → drip). segment words by saying each sound (e.g., pan → /p/-/a/-/n/, drip → /d/-/r/-/i/-/p/). add a phoneme from an orally presented word or rime to make a new word (e.g., pie/pipe, four/fork, cab/crab, ot/lot, ap/map). delete a phoneme from an orally presented word to make a new word (e.g., rice/ice, beach/bee, weight/weigh, couch/cow). blend and segment multisyllabic words at the syllable level. <p>identify syllables in a word (e.g., students tap <i>snowball</i> → /snow/- /ball/, clap out the word <i>hamburger</i> → /ham/- /bur/-/ger/).</p> <ul style="list-style-type: none"> state the word created by blending given syllables together (e.g., /fan/-/tas/-/tic/ → <i>fantastic</i>). delete a syllable from a word and state what remains (e.g., say <i>celebrate</i> without <i>brate</i> [<i>cele</i>]). manipulate sounds in words to form new or nonsense words.

- 2.4 The student will orally identify, produce, and manipulate various units of speech sounds within words.
- Count phonemes (sounds) within one-syllable words.
 - Blend sounds to make one-syllable words.
 - Segment one-syllable words into individual speech sounds (phonemes).
 - Add or delete phonemes (sounds) to make words.
 - Blend and segment multisyllabic words at the syllable level.

UNDERSTANDING THE STANDARD (Teacher Notes)	ESSENTIAL UNDERSTANDINGS	ESSENTIAL KNOWLEDGE, SKILLS, AND PROCESSES
<ul style="list-style-type: none"> Students who are <i>phonemically aware</i> are able to attend to the individual phonemes of spoken language by demonstrating the higher-order ability to blend, segment, and manipulate them. Students orally blend phonemes (sounds) together to make a word (e.g., /m/-/a/-/n/ → man, /ch/-/o/-/p/ → chop). Students segment spoken words into individual sounds (e.g., man → /m/- /a/- /n/, chop → /ch/- /o/- /p/). 		

At the second-grade level, students will continue to be immersed in a print-rich environment. To decipher text, they will use what they have learned about phonemes, decoding, rhyming words, onsets and rimes, contextual clues, and the structure of sentences. Silent and independent reading will increase, with some parts of books read aloud for emphasis, clarification, or pleasure. When they read independently, students will understand and enjoy books that are considerably longer and more complex in plot, syntax, and structure. Students will read and reread to build fluency, which provides the bridge between word recognition and comprehension. Fluent readers are able to make connections among the ideas in the text and between the text and their background knowledge. Students will learn and apply the comprehension strategies of identifying main ideas, making and confirming predictions, and formulating questions about what they are learning across the curricula. Students will also use their knowledge of alphabetical order to locate information.

- 2.5 The student will use phonetic strategies when reading and spelling.**
- Use knowledge of consonants, consonant blends, and consonant digraphs to decode and spell words.**
 - Use knowledge of short, long, and r-controlled vowel patterns to decode and spell words.**
 - Decode regular multisyllabic words.**

UNDERSTANDING THE STANDARD (Teacher Notes)	ESSENTIAL UNDERSTANDINGS	ESSENTIAL KNOWLEDGE, SKILLS, AND PROCESSES
<ul style="list-style-type: none"> The intent of this standard is that students will continue to learn and apply their phonetic skills to decode and spell words. Consonant blends are voiced (each letter is heard) combinations of two or three consonants (e.g., <i>fl-</i>, <i>cl-</i>, <i>dr-</i>, <i>str-</i>). Consonant digraphs are combinations of two consonants forming a new sound (e.g., <i>sh-</i>, <i>wh-</i>, <i>ch-</i>, <i>th-</i>). R-controlled vowel patterns – when a vowel is followed by an <i>r</i> it makes a special sound (e.g., <i>/ar/-</i> as in <i>car</i>, <i>/or/-</i> as in <i>storm</i>, <i>/ir/-</i> as in <i>bird</i>, <i>/ur/-</i> as in <i>turn</i>, <i>/er/-</i> as in <i>butter</i>). 	<p>All students should</p> <ul style="list-style-type: none"> understand the need to apply phonetic strategies to decode and spell words. 	<p>To be successful with this standard, students are expected to</p> <ul style="list-style-type: none"> apply knowledge of consonants and consonant blends to decode and spell words. apply knowledge of consonant digraphs (<i>sh</i>, <i>wh</i>, <i>ch</i>, <i>th</i>) to decode and spell words. distinguish long and short vowels when reading one-syllable regularly spelled words. apply knowledge of the consonant-vowel patterns, such as CV (e.g., <i>go</i>), VC (e.g., <i>in</i>), CVC (e.g., <i>pin</i>), CVCE (e.g., <i>take</i>), CVVC (e.g., <i>wait</i>), and CVCC (e.g., <i>wind</i>), to decode and spell words. apply knowledge of r-controlled vowel patterns to decode and spell words. read regularly spelled one- and two-syllable words automatically. decode regular multisyllabic words. use phonetic strategies and context to self-correct for comprehension. decode words with common prefixes and suffixes.

- 2.6 The student will use semantic clues and syntax to expand vocabulary when reading.**
- a) Use information in the story to read words.
 - b) Use knowledge of sentence structure.
 - c) Use knowledge of story structure and sequence.
 - d) Reread and self-correct.

UNDERSTANDING THE STANDARD (Teacher Notes)	ESSENTIAL UNDERSTANDINGS	ESSENTIAL KNOWLEDGE, SKILLS, AND PROCESSES
<ul style="list-style-type: none"> • The intent of this standard is that students will use information from the story and their knowledge of semantic clues and syntax to expand vocabulary when reading. • Semantic clues are words that provide meaning and help readers decode and comprehend a text (e.g., The <i>bear</i> scared me. The test was a <i>bear</i>.) • Syntactic (syntax) knowledge is based on familiar word order or grammar that helps readers determine meaning (e.g., students familiar with oral language would know which of the following two sentences sounds right and/or makes sense: <i>The pitcher threw the ball</i> or <i>The ball threw the pitcher</i>). 	<p>All students should</p> <ul style="list-style-type: none"> • understand that they will use a variety of strategies to read unfamiliar words. 	<p>To be successful with this standard, students are expected to</p> <ul style="list-style-type: none"> • use meaning clues to support decoding. • use surrounding words in a sentence to determine the meaning of a word. • determine which of the multiple meanings of a word in context makes sense by using semantic clues. • use knowledge of word order, including subject, verb, and adjectives, to check for meaning. • use story structure, titles, pictures, and diagrams to check for meaning. • use phonetic strategies, semantic clues, and syntax to reread and self-correct. • reread to clarify meaning.

- 2.7 The student will expand vocabulary when reading.**
- a) Use knowledge of homophones.**
 - b) Use knowledge of prefixes and suffixes.**
 - c) Use knowledge of antonyms and synonyms.**
 - d) Discuss meanings of words and develop vocabulary by listening and reading a variety of texts.**
 - e) Use vocabulary from other content areas.**

UNDERSTANDING THE STANDARD (Teacher Notes)	ESSENTIAL UNDERSTANDINGS	ESSENTIAL KNOWLEDGE, SKILLS, AND PROCESSES
<ul style="list-style-type: none"> • The intent of this standard is that students will expand their vocabulary through an understanding of homophones, prefixes, suffixes, synonyms, and antonyms. • Students will also develop vocabulary by discussing meanings of words and by listening and reading a variety of text across the content areas. • Homophones are words that are pronounced the same and have different meanings regardless of their spelling (e.g., principle/principal, prince/prints). • Antonyms are words with opposite meanings (e.g., off/on, fast/slow). • Synonyms are words with similar meanings (e.g., small, little, tiny). • Affixes are word elements that are attached to a stem, base, or root. Common affixes are prefixes, which are added to the beginning of words (e.g., <i>un-</i>, <i>re-</i>, <i>mis-</i>, <i>dis-</i>, <i>non-</i> and <i>pre-</i>), and suffixes, which are added to the end of words (e.g., <i>-ly</i>, <i>-er</i>, <i>-y</i>, <i>-ful</i>, <i>-less</i>, <i>-able</i>, <i>-ed</i>, <i>-ing</i>, <i>-est</i>). 	<p>All students should</p> <ul style="list-style-type: none"> • understand that their knowledge of homophones, prefixes, suffixes, synonyms, and antonyms can help them read unfamiliar words. 	<p>To be successful with this standard, students are expected to</p> <ul style="list-style-type: none"> • use knowledge of homophones (e.g., such as <i>pair</i> and <i>pear</i>). • identify and recognize meanings of common prefixes and suffixes (e.g., <i>un-re-</i>, <i>mis-</i>, <i>dis-</i>, <i>-y</i>, <i>-ly</i>, <i>-er</i>, <i>-ed</i>, <i>-ing</i>, <i>-est</i>, <i>-ful</i>, <i>-less</i>, <i>-able</i>). • use a known root word as a clue to the meaning of an unknown word with the same root (e.g., <i>sign</i>, <i>signal</i>). • use common prefixes and suffixes to decode words. • determine the meaning of words when a known prefix is added to a known word (e.g., <i>tie/untie</i>, <i>fold/unfold</i>, <i>write/rewrite</i>, <i>call/recall</i>). • supply synonyms and antonyms for a given word. • use knowledge of antonyms when reading (e.g., <i>hot/cold</i>, <i>fast/slow</i>, <i>first/last</i>). • use knowledge of synonyms when reading (e.g., <i>small/little</i>, <i>happy/glad</i>). • demonstrate an understanding of what the apostrophe signifies in singular possessive words (e.g., <i>Maria's</i>). • demonstrate an understanding of the meaning of contractions (e.g., <i>don't</i> <i>do not</i>). • discuss meanings of words and develop vocabulary (e.g., closely related adjectives such as <i>slender</i>, <i>thin</i>, <i>scrawny</i>; closely related verbs such as <i>look</i>, <i>peek</i>, <i>glance</i>). • use knowledge of the meaning of individual words to predict the meaning of compound words (e.g., <i>birdhouse</i>, <i>lighthouse</i>, <i>notebook</i>). • use specific vocabulary from content area study to express interests and knowledge (e.g., in discussions, by summarizing, through generating and

- 2.7** The student will expand vocabulary when reading.
- a) Use knowledge of homophones.
 - b) Use knowledge of prefixes and suffixes.
 - c) Use knowledge of antonyms and synonyms.
 - d) Discuss meanings of words and develop vocabulary by listening and reading a variety of texts.
 - e) Use vocabulary from other content areas.

UNDERSTANDING THE STANDARD (Teacher Notes)	ESSENTIAL UNDERSTANDINGS	ESSENTIAL KNOWLEDGE, SKILLS, AND PROCESSES
		answering questions).

- 2.8 The student will read and demonstrate comprehension of fictional texts.**
- a) Make and confirm predictions.**
 - b) Relate previous experiences to the main idea.**
 - c) Ask and answer questions about what is read.**
 - d) Locate information to answer questions.**
 - e) Describe characters, setting, and important events in fiction and poetry.**
 - f) Identify the problem and solution.**
 - g) Identify the main idea.**
 - h) Summarize stories and events with beginning, middle, and end in the correct sequence.**
 - i) Draw conclusions based on the text.**
 - j) Read and reread familiar stories, poems, and passages with fluency, accuracy, and meaningful expression.**

UNDERSTANDING THE STANDARD (Teacher Notes)	ESSENTIAL UNDERSTANDINGS	ESSENTIAL KNOWLEDGE, SKILLS, AND PROCESSES
<ul style="list-style-type: none"> • The intent of this standard is that students will continue to develop and demonstrate comprehension skills by reading a variety of fictional texts. • Students will continue to learn to relate their prior knowledge to the topic of the text and use this knowledge, along with information from the text, to make and confirm predictions. • Strategies to increase prior knowledge include building on what students already know, discussing real-life experiences, and providing vicarious experiences through reading. • Students will demonstrate comprehension of story elements in fiction by identifying the characters, setting, and main idea. • The main idea is the most important idea from the paragraph or story. • Teachers should provide opportunities for students to respond in writing to what is read. 	<p>All students should</p> <ul style="list-style-type: none"> • understand that comprehension requires making, confirming and revising predictions. • understand that they must attend to the details of the text in order to comprehend. 	<p>To be successful with this standard, students are expected to</p> <ul style="list-style-type: none"> • set a purpose for reading. • use prior knowledge to predict information, and to interpret pictures and diagrams. • use titles and headings to generate ideas about the text. • use information from the text to make predictions before, during and after reading. • use information from a selection to confirm predictions (e.g., recall and/or return to the text to locate information to confirm predictions). • find evidence to support predictions (e.g., return to text to locate information, support predictions, and answer questions). • apply knowledge of story structure to predict what will happen next (e.g., beginning/middle/end, problem/solution). • ask and answer simple who, what, when, where, why, and how questions to demonstrate understanding of main details and events in text. • begin to skim for information to answer questions. • explain how illustrations and images contribute to and clarify text. • describe a character's traits, feelings, and actions as presented in a story or poem.

- 2.8 The student will read and demonstrate comprehension of fictional texts.**
- a) Make and confirm predictions.**
 - b) Relate previous experiences to the main idea.**
 - c) Ask and answer questions about what is read.**
 - d) Locate information to answer questions.**
 - e) Describe characters, setting, and important events in fiction and poetry.**
 - f) Identify the problem and solution.**
 - g) Identify the main idea.**
 - h) Summarize stories and events with beginning, middle, and end in the correct sequence.**
 - i) Draw conclusions based on the text.**
 - j) Read and reread familiar stories, poems, and passages with fluency, accuracy, and meaningful expression.**

UNDERSTANDING THE STANDARD (Teacher Notes)	ESSENTIAL UNDERSTANDINGS	ESSENTIAL KNOWLEDGE, SKILLS, AND PROCESSES
<ul style="list-style-type: none"> • To determine a student’s functional reading level for a specific text consider these word accuracy rates from Virginia’s Phonological Awareness Literacy Screening (PALS): <ul style="list-style-type: none"> ◦ independent level – 98-100% accuracy, or about two of every 100 words misread; student reads independently with little or no instructional support, and comprehension is strong. ◦ instructional level – 90-97% accuracy, or three to ten words of every 100 words misread; student reads with modest accuracy and variable fluency and comprehension should be closely monitored. ◦ frustration level – less than 90% accuracy, or more than ten of every 100 words misread; student reads with neither accuracy nor fluency, and therefore his or her comprehension will be affected. • Prosody refers to the rhythmic and intonational aspect of language, which should be noticeable during oral reading. Prosody contributes to reading fluency and comprehension. 		<ul style="list-style-type: none"> • describe how characters in a story or poem respond to key events. • describe the setting and important events of a story. • identify the problems and solutions in stories. • use information from illustrations and words to demonstrate comprehension of characters, settings, and plots. • compare and contrast characters, setting, and important events in at least two versions of the same story (e.g., Cinderella stories). • determine the main idea or theme of paragraphs or stories. • begin to use knowledge of transition words (e.g., <i>first</i>, <i>next</i>, and <i>soon</i>), to understand how information is organized in sequence. • organize information, using graphic organizers (e.g., story map, sequence of events). • use the framework of beginning, middle, and end to summarize and retell story events. • describe the structure of a story (e.g., beginning introduces the story, ending concludes the action). • write responses to what they read (e.g., response logs, write the story with a new ending).

- 2.8 The student will read and demonstrate comprehension of fictional texts.**
- a) **Make and confirm predictions.**
 - b) **Relate previous experiences to the main idea.**
 - c) **Ask and answer questions about what is read.**
 - d) **Locate information to answer questions.**
 - e) **Describe characters, setting, and important events in fiction and poetry.**
 - f) **Identify the problem and solution.**
 - g) **Identify the main idea.**
 - h) **Summarize stories and events with beginning, middle, and end in the correct sequence.**
 - i) **Draw conclusions based on the text.**
 - j) **Read and reread familiar stories, poems, and passages with fluency, accuracy, and meaningful expression.**

UNDERSTANDING THE STANDARD (Teacher Notes)	ESSENTIAL UNDERSTANDINGS	ESSENTIAL KNOWLEDGE, SKILLS, AND PROCESSES																
<ul style="list-style-type: none"> The table below presents the results of research on oral reading fluency rates for students at the 90th, 75th and 50th percentiles throughout the school year. These rates are reported as words correct per minute (WCPM) for second-grade students reading second-grade text: <table border="1" data-bbox="109 932 674 1089"> <thead> <tr> <th>Percentile</th> <th>Fall WCPM</th> <th>Midyear WCPM</th> <th>Spring WCPM</th> </tr> </thead> <tbody> <tr> <td>90</td> <td>106</td> <td>125</td> <td>142</td> </tr> <tr> <td>75</td> <td>79</td> <td>100</td> <td>117</td> </tr> <tr> <td>50</td> <td>51</td> <td>72</td> <td>89</td> </tr> </tbody> </table> <p>Hasbrouck, J.E., & Tindal, G.A. (2006)</p> <ul style="list-style-type: none"> When fully developed, reading <i>fluency</i> refers to a level of accuracy and rate where decoding is relatively effortless; where oral reading is smooth and accurate with correct prosody; and where attention can be allocated to comprehension.* 	Percentile	Fall WCPM	Midyear WCPM	Spring WCPM	90	106	125	142	75	79	100	117	50	51	72	89		<ul style="list-style-type: none"> practice reading and rereading text that is on their independent reading level to develop accuracy, fluency, and prosody. pause at commas and periods during oral reading. apply phonics, meaning clues, and language structure to decode words and increase fluency.
Percentile	Fall WCPM	Midyear WCPM	Spring WCPM															
90	106	125	142															
75	79	100	117															
50	51	72	89															

* Wolf, M. & Katzir-Cohen, T. (2001). Reading fluency and its intervention. *Scientific Studies of Reading*. (Special Issue on Fluency. Editors: E. Kame'enui & D. Simmons). 5, p. 211-238.

- 2.9 The student will read and demonstrate comprehension of nonfiction texts.**
- a) **Preview the selection using text features.**
 - b) **Make and confirm predictions about the main idea.**
 - c) **Use prior and background knowledge as context for new learning.**
 - d) **Set purpose for reading.**
 - e) **Ask and answer questions about what is read.**
 - f) **Locate information to answer questions.**
 - g) **Identify the main idea.**
 - h) **Read and reread familiar passages with fluency, accuracy, and meaningful expression.**

UNDERSTANDING THE STANDARD (Teacher Notes)	ESSENTIAL UNDERSTANDINGS	ESSENTIAL KNOWLEDGE, SKILLS, AND PROCESSES
<ul style="list-style-type: none"> • The intent of this standard is that students will read and demonstrate comprehension of nonfiction texts across the curriculum, including age-appropriate materials that reflect the Virginia Standards of Learning in English, history and social science, science, and mathematics. • Students will continue to learn to relate their prior knowledge to the topic of the text and use this knowledge, along with information from the text, to make and confirm predictions. • Students will also begin to learn the skills of summarizing and skimming to locate specific information in nonfiction text. • Students will continue to respond in writing to what is read. • The main idea is the most important idea from the paragraph or story. • Common graphic organizers include: <ul style="list-style-type: none"> ◦ Venn diagram; ◦ cause and effect; ◦ sequencing; ◦ compare and contrast; and ◦ cycle. 	<p>All students should</p> <ul style="list-style-type: none"> • demonstrate comprehension of nonfiction. • understand that comprehension requires making, confirming and revising predictions. • understand that they must attend to the details of the text in order to comprehend. 	<p>To be successful with this standard, students are expected to</p> <ul style="list-style-type: none"> • set a purpose for reading. • use prior knowledge to predict information. • interpret illustrations, such as diagrams, charts, graphs, and maps, to make predictions about the text. • explain how illustrations and images (e.g., a diagram showing how a machine works) contribute to and clarify text. • use titles and headings to generate ideas about the text. • skim text for section headings, bold type, and picture captions to help set a purpose for reading. • use print clues, such as bold type, italics, and underlining, to assist in reading. • use information from the text to make and revise predictions. • use text features to make predictions, locate information, and answer questions (e.g., illustrations and captions, heading and subheadings, bold and italic print, tables of contents, glossaries, graphs, charts, tables). • use information from a selection to confirm predictions (e.g., return to the text to locate information, support predictions and answer questions). • use knowledge of sequence to make predictions while reading functional text such as recipes and other sets of directions (e.g., <i>first, second, next</i>). • begin to skim text for information to answer specific questions.

- 2.9 The student will read and demonstrate comprehension of nonfiction texts.**
- a) Preview the selection using text features.
 - b) Make and confirm predictions about the main idea.
 - c) Use prior and background knowledge as context for new learning.
 - d) Set purpose for reading.
 - e) Ask and answer questions about what is read.
 - f) Locate information to answer questions.
 - g) Identify the main idea.
 - h) Read and reread familiar passages with fluency, accuracy, and meaningful expression.

UNDERSTANDING THE STANDARD (Teacher Notes)	ESSENTIAL UNDERSTANDINGS	ESSENTIAL KNOWLEDGE, SKILLS, AND PROCESSES
<ul style="list-style-type: none"> • Fluency develops as students have many opportunities to practice reading at their independent reading level. 		<ul style="list-style-type: none"> • use knowledge from their own experiences to make sense of and talk about a topic, recognizing similarities between: <ul style="list-style-type: none"> ◦ personal experiences and the text; ◦ the current text and other texts read; and ◦ what is known about the topic and what is discovered in the new text. • determine the main idea. • identify the sequence of steps in functional text such as recipes or other sets of directions. • follow the steps in a set of written directions (e.g., recipes, crafts, board games, mathematics problems, science experiments). • ask and answer questions about what is read to demonstrate understanding (e.g., who, what, when, where, why, and how). • locate information in texts to answer questions (e.g., use text features to locate and answer questions - headings, subheadings, bold print, charts, tables of contents). • begin to use knowledge of transition words (signal words) (e.g., <i>first</i>, <i>next</i>, and <i>soon</i>), to understand how information is organized. • organize information, using graphic organizers. • write responses to what they read. • reread as necessary to confirm and self-correct for word accuracy and comprehension.

- 2.10 The student will demonstrate comprehension of information in reference materials.**
- a) Use table of contents.
 - b) Use pictures, captions, and charts.
 - c) Use dictionaries, glossaries, and indices.
 - d) Use online resources.

UNDERSTANDING THE STANDARD (Teacher Notes)	ESSENTIAL UNDERSTANDINGS	ESSENTIAL KNOWLEDGE, SKILLS, AND PROCESSES
<ul style="list-style-type: none"> • The intent of this standard is that students will use available reference materials to locate information. 	<p>All students should</p> <ul style="list-style-type: none"> • understand how to locate information in simple reference materials. 	<p>To be successful with this standard, students are expected to</p> <ul style="list-style-type: none"> • locate titles and page numbers, using a table of contents. • use a table of contents to locate information in content-area books. • interpret pictures, captions, diagrams, and tables. • interpret information presented in bar graphs, charts, and pictographs. • use dictionaries, glossaries, and indices to locate key facts or information. • consult reference materials as needed to spell, check spelling, and understand grade-appropriate words. • alphabetize words to the second and third letter. • locate words in reference materials, using first, second, and third letter. • locate guide words, entry words, and definitions in dictionaries and indices. • use online resources to gather information on a given topic (e.g., teacher identified Web sites and online reference materials).

At the second-grade level, students will continue to develop reading and writing together. They will be given daily opportunities to write and will be expected to revise selected pieces and share them with others. Students often pattern their writing after familiar authors. When students write stories and letters, the instructional emphasis will be on having a beginning, middle, and end. At the sentence level, they will be expected to begin to elaborate on their ideas and use basic conventions. They will also begin to apply written communication skills across all content areas.

2.11 The student will maintain legible printing and begin to make the transition to cursive.

UNDERSTANDING THE STANDARD (Teacher Notes)	ESSENTIAL UNDERSTANDINGS	ESSENTIAL KNOWLEDGE, SKILLS, AND PROCESSES
<ul style="list-style-type: none"> • The intent of this standard is that students will maintain legible printing while making the transition to cursive. • When to make the transition to cursive is a local decision, however, once begun, cursive writing should be taught and practiced in a systematic, direct manner. 	<p>All students should</p> <ul style="list-style-type: none"> • understand that legible printing is an important tool of written communication. 	<p>To be successful with this standard, students are expected to</p> <ul style="list-style-type: none"> • write legibly. • space words in sentences. • space sentences in writing. • learn basic strokes for cursive.

- 2.12 The student will write stories, letters, and simple explanations.**
- Generate ideas before writing.**
 - Organize writing to include a beginning, middle, and end for narrative and expository writing.**
 - Expand writing to include descriptive detail.**
 - Revise writing for clarity.**

UNDERSTANDING THE STANDARD (Teacher Notes)	ESSENTIAL UNDERSTANDINGS	ESSENTIAL KNOWLEDGE, SKILLS, AND PROCESSES
<ul style="list-style-type: none"> The intent of this standard is that students will continue to learn the process for communicating their ideas through writing. The emphasis will be on generating and organizing ideas before writing and revising for clarity after writing. At this level, teachers should introduce two important modes for writing: <ul style="list-style-type: none"> Informative/explanatory – students write informative/explanatory texts to examine a topic and convey ideas and information clearly; and Narrative - students write narratives to develop real or imagined experiences or events using descriptive details, and clear event sequences. The three domains of writing are: <ul style="list-style-type: none"> composing – the structuring and elaborating a writer does to construct an effective message for readers (e.g., staying on topic; providing a beginning, middle, and end); written expression – those features that show the writer purposefully shaping and controlling language to affect readers (e.g., specific vocabulary, descriptive words, tone/voice); and usage/mechanics – the features that cause written language to be acceptable and effective for standard discourse (e.g., 	<p>All students should</p> <ul style="list-style-type: none"> understand that written communication should be well planned and clear to the reader. 	<p>To be successful with this standard, students are expected to</p> <ul style="list-style-type: none"> generate ideas and organize information before writing by: <ul style="list-style-type: none"> participating in brainstorming activities; making lists of information; talking to classmates or teacher about what to write; and using graphic organizers to plan their writing. include a beginning, middle, and end in narrative and expository writing. participate in shared research and writing projects. write informative/explanatory pieces that introduce the topic, use facts or opinions, and provide a concluding statement. write narratives describing events with details, sequence, and a closure. stay on topic. write complete sentences. begin to compose paragraphs. use adjectives to elaborate and expand simple sentences. describe events, ideas, and personal stories with descriptive details. use time-order words, such as <i>first</i>, <i>next</i>, <i>then</i>, and <i>last</i>, to sequence and organize their writing. produce, and expand complete simple and compound sentences (e.g., <i>The girl listened to the music; The little girl listened to the loud music</i>). strengthen writing as needed by revising writing for clarity (e.g., sentences begin with capital letters and end with punctuation, writing stays on topic, writing includes details).

- 2.12 The student will write stories, letters, and simple explanations.**
- a) Generate ideas before writing.**
 - b) Organize writing to include a beginning, middle, and end for narrative and expository writing.**
 - c) Expand writing to include descriptive detail.**
 - d) Revise writing for clarity.**

UNDERSTANDING THE STANDARD (Teacher Notes)	ESSENTIAL UNDERSTANDINGS	ESSENTIAL KNOWLEDGE, SKILLS, AND PROCESSES
spelling, punctuation, capitalization, grammar). (Note: Students are not expected to know these terms.)		<ul style="list-style-type: none"> • consult beginning reference materials, to check and correct spelling (e.g., beginning dictionaries). • delete or add words to clarify meaning during the revising process. • avoid stringing ideas together with <i>and</i> or <i>then</i>. • begin to learn and use the writing domains of composing, written expression, and usage/mechanics.

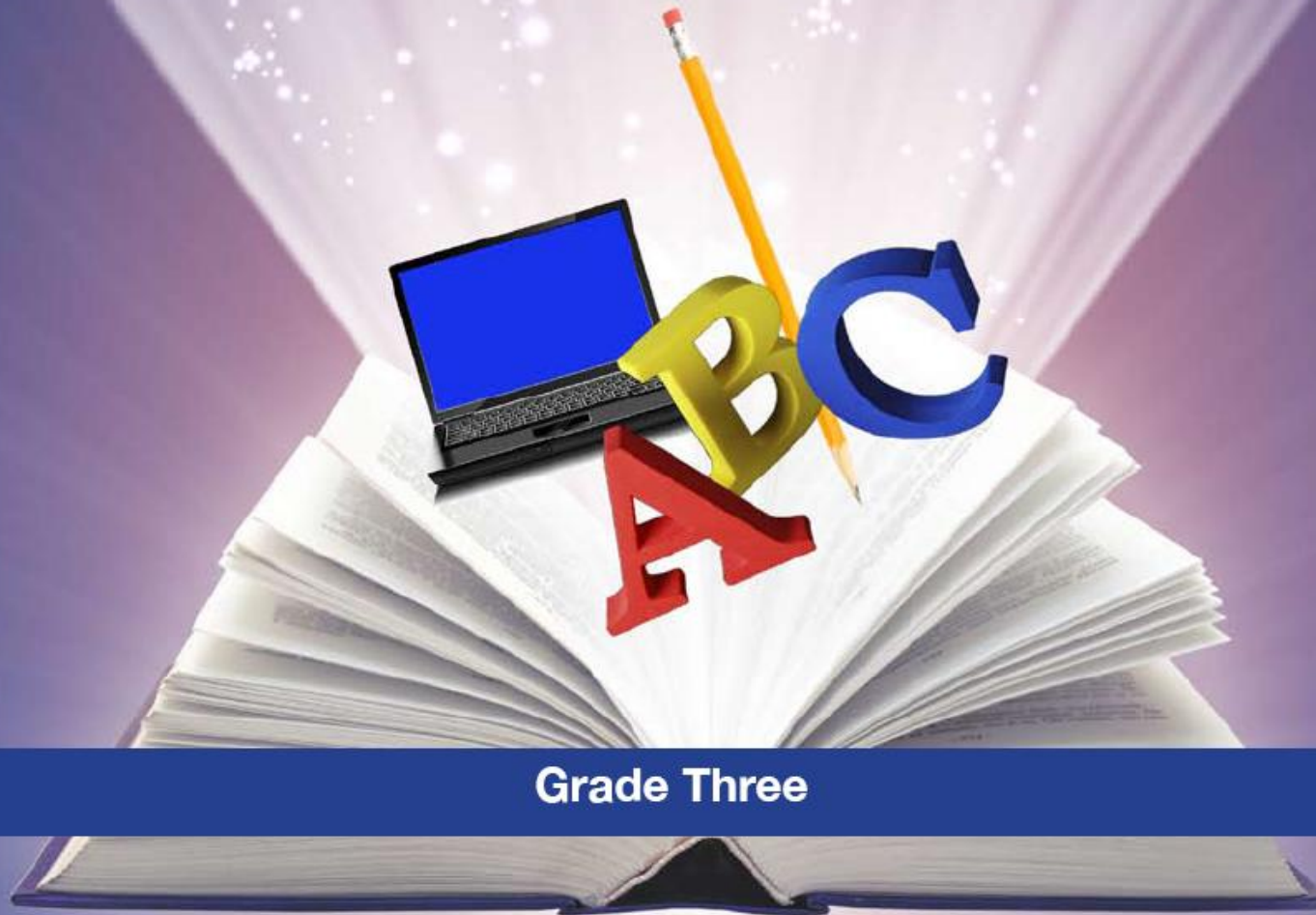
- 2.13** The student will edit writing for correct grammar, capitalization, punctuation, and spelling.
- a) Recognize and use complete sentences.
 - b) Use and punctuate declarative, interrogative, and exclamatory sentences.
 - c) Capitalize all proper nouns and the word *I*.
 - d) Use singular and plural nouns and pronouns.
 - e) Use apostrophes in contractions and possessives.
 - f) Use contractions and singular possessives.
 - g) Use knowledge of simple abbreviations.
 - h) Use correct spelling for commonly used sight words, including compound words and regular plurals.
 - i) Use commas in the salutation and closing of a letter.
 - j) Use verbs and adjectives correctly in sentences.

UNDERSTANDING THE STANDARD (Teacher Notes)	ESSENTIAL UNDERSTANDINGS	ESSENTIAL KNOWLEDGE, SKILLS, AND PROCESSES
<ul style="list-style-type: none"> • The intent of this standard is that students will continue to learn to edit and self-correct their writing. • Students should apply grammatical rules to their writing. • Declarative sentences form a statement (e.g., She is my friend.). • Interrogative sentences form a question (e.g., What time is it?). • Exclamatory sentences use powerful emotions or feelings (e.g., We won the game!). 	<p>All students should</p> <ul style="list-style-type: none"> • understand that proper grammar, capitalization, punctuation and spelling contribute to the meaning of writing. 	<p>To be successful with this standard, students are expected to</p> <ul style="list-style-type: none"> • recognize and use complete sentences. • punctuate declarative, interrogative, and exclamatory sentences (e.g., period, question mark, exclamation point). • capitalize all proper nouns and words at the beginning of sentences. • capitalize the word <i>I</i>. • use singular and plural nouns and pronouns. • use frequently occurring irregular plural nouns (e.g., <i>feet, children, teeth, fish</i>). • use apostrophes to form contractions and common singular possessives. • identify simple abbreviations, including those for titles (e.g., <i>Mr., Mrs., Ms., and Dr.</i>), calendar words (e.g., <i>Jan., Feb., Mon., Tue.</i>), and address words (e.g., <i>St., Rd.</i>). • spell commonly used sight words, compound words, and regular plurals correctly. • use commas in the salutation (e.g., <i>Dear Tyrell,</i>) and closing (e.g., <i>(Sincerely,</i>) of a letter. • use verbs and adjectives correctly in sentences (e.g., The friendly <i>girls talk loudly. The friendly girl talks loudly.</i>).

2.14 The student will use available technology for reading and writing.

UNDERSTANDING THE STANDARD (Teacher Notes)	ESSENTIAL UNDERSTANDINGS	ESSENTIAL KNOWLEDGE, SKILLS, AND PROCESSES
<ul style="list-style-type: none"> • The intent of this standard is that students will make use of available technology for reading and writing. • Provide opportunities for students to explore and use available technology to facilitate their reading and writing. 	<p>All students should</p> <ul style="list-style-type: none"> • use available technology for reading and writing. 	<p>To be successful with this standard, students are expected to</p> <ul style="list-style-type: none"> • use available technology and media for reading and writing, including in collaboration with peers. • use available technology to produce writing. • use available media for reading and writing. • ask and respond to questions about material presented through various media formats.

English Standards of Learning CURRICULUM FRAMEWORK 2010



Grade Three

Board of Education, Commonwealth of Virginia

At the third-grade level, students will learn oral communication skills to participate in discussions about learning and take part in collaborative learning projects. In order to be contributing participants in discussions, students must know the skills involved in effectively communicating ideas and opinions, including such skills as actively listening to others and constructively agreeing or disagreeing with them. While using grammatically correct language, students will learn how to present information succinctly and confidently in oral presentations.

- 3.1 The student will use effective communication skills in group activities.**
- a) Listen attentively by making eye contact, facing the speaker, asking questions, and summarizing what is said.**
 - b) Ask and respond to questions from teachers and other group members.**
 - c) Explain what has been learned.**
 - d) Use language appropriate for context.**
 - e) Increase listening and speaking vocabularies.**

UNDERSTANDING THE STANDARD (Teacher Notes)	ESSENTIAL UNDERSTANDINGS	ESSENTIAL KNOWLEDGE, SKILLS, AND PROCESSES
<ul style="list-style-type: none"> • The intent of this standard is that students will communicate effectively during discussions in group settings. • Students will interact with group members by asking and responding to questions and explaining what has been said or learned. • Teacher should provide opportunities for students to develop skills for both speaking (expressive) and listening (receptive) vocabulary (e.g., have one student read a paragraph that is rich in descriptive detail aloud to a partner or group of students. Those students then draw the scene as they listen.). 	<p>All students should</p> <ul style="list-style-type: none"> • participate effectively in group activities by using language appropriate for the context and by taking turns in conversations and moving group discussions forward. • increase listening and speaking vocabularies. 	<p>To be successful with this standard, students are expected to</p> <ul style="list-style-type: none"> • participate in a range of collaborative discussions building on others' ideas and clearly expressing their own (e.g., one-on-one, small-group, teacher led). • engage in taking turns in conversations by: <ul style="list-style-type: none"> ◦ making certain all group members have an opportunity to contribute; ◦ listening attentively by making eye contact while facing the speaker; ◦ eliciting information or opinions from others; ◦ supporting opinions with appropriate ideas, examples, and details; and ◦ indicating disagreement in a constructive manner. • take initiative in moving a group discussion forward by: <ul style="list-style-type: none"> ◦ following rules for discussions and assigned group roles; ◦ contributing information that is on topic; ◦ answering questions; ◦ asking clarifying questions of the speaker; ◦ summarizing the conclusions reached in the discussion; and ◦ explaining what has been learned. • ask and respond to questions to check for understanding of information presented (e.g., stay on topic, link remarks to those of others). • use language appropriate for the context of the discussion. • increase their listening and speaking vocabularies through group activities such as: <ul style="list-style-type: none"> ◦ engaging in activities that require following directions; and ◦ attempting to use new words in meaningful sentences.

- 3.2 The student will present brief oral reports using visual media.**
- a) Speak clearly.**
 - b) Use appropriate volume and pitch.**
 - c) Speak at an understandable rate.**
 - d) Organize ideas sequentially or around major points of information.**
 - e) Use contextually appropriate language and specific vocabulary to communicate ideas.**

UNDERSTANDING THE STANDARD (Teacher Notes)	ESSENTIAL UNDERSTANDINGS	ESSENTIAL KNOWLEDGE, SKILLS, AND PROCESSES
<ul style="list-style-type: none"> • The intent of this standard is that students will convey information through a formal oral presentation using visual media. • Students will be expected to organize information logically, use language appropriate for the context, and use specific vocabulary for communicating ideas. • During the oral report, students will be expected to use a rate, volume, and pitch that keeps the audience engaged. 	<p>All students should</p> <ul style="list-style-type: none"> • organize information on a topic when presenting an oral report. • speak clearly at an understandable rate and volume. 	<p>To be successful with this standard, students are expected to</p> <ul style="list-style-type: none"> • deliver oral presentations in an engaging manner that maintains audience interest by: <ul style="list-style-type: none"> ◦ reporting on a topic, telling a story, or recounting an experience with appropriate facts and relevant details; ◦ presenting information with expression and confidence; ◦ varying tone, pitch, and volume to convey meaning; ◦ speaking at an understandable rate; ◦ selecting words and phrases for effect; ◦ using visual media (e.g., images, posters, and charts) to emphasize or enhance facts or details; ◦ using specific vocabulary appropriate for the audience and the topic; and ◦ using grammatically correct language. • stay on topic during presentations. • organize ideas sequentially or around major points of information. • answer questions from the audience. • evaluate their own presentations, using class-designed criteria.

At the third-grade level, students will make the transition from a focus on learning how to read to an emphasis on reading to learn and reading for enjoyment. An emphasis will be placed on learning about words, reading age-appropriate text with fluency and expression, and learning comprehension strategies. They will build reading comprehension through reading a variety of literature, to include, but not be limited to, narrative fiction, such as folktales, and nonfiction materials, such as biographies and autobiographies. Students will continue to develop strategic reading skills, such as word analysis and construction of meaning from text. Process strategies that they implement before, during, and after reading will assist their comprehension in all subjects (for example, when reading word problems in mathematics, investigating scientific concepts, and comparing important people and events in history). Students will use a variety of print resources to research topics.

- 3.3 The student will apply word-analysis skills when reading.**
- a) Use knowledge of regular and irregular vowel patterns.**
 - b) Decode regular multisyllabic words.**

UNDERSTANDING THE STANDARD (Teacher Notes)	ESSENTIAL UNDERSTANDINGS	ESSENTIAL KNOWLEDGE, SKILLS, AND PROCESSES
<ul style="list-style-type: none"> • The intent of this standard is that students will use word-attack skills to decode words in order to read fluently. • These skills include the use of phonics (regular and irregular vowel patterns and consonant combinations), and context to read multisyllabic words. 	<p>All students should</p> <ul style="list-style-type: none"> • understand the need to apply word-analysis skills to decode words. 	<p>To be successful with this standard, students are expected to</p> <ul style="list-style-type: none"> • apply knowledge of regular and irregular vowel patterns to decode words. • apply knowledge of ambiguous vowel patterns (e.g., ou/ow, oi/oy, oo, aw) to decode words. • apply knowledge of the change in tense (-ed), number (-s), and degree (-er and -est) signified by inflected endings to decode words. • decode regular multisyllabic words in order to read fluently.

- 3.4 The student will expand vocabulary when reading.**
- Use knowledge of homophones.**
 - Use knowledge of roots, affixes, synonyms, and antonyms.**
 - Apply meaning clues, language structure, and phonetic strategies.**
 - Use context to clarify meaning of unfamiliar words.**
 - Discuss meanings of words and develop vocabulary by listening and reading a variety of texts.**
 - Use vocabulary from other content areas.**
 - Use word reference resources including the glossary, dictionary, and thesaurus.**

UNDERSTANDING THE STANDARD (Teacher Notes)	ESSENTIAL UNDERSTANDINGS	ESSENTIAL KNOWLEDGE, SKILLS, AND PROCESSES
<ul style="list-style-type: none"> The intent of this standard is that students will expand their vocabulary when reading. Students who are able to apply semantic clues, language structure, and phonetic strategies independently become fluent readers. Students will use combined knowledge of phonics and word analysis skills in decoding words (e.g., prefixes, suffixes, multisyllabic words). Homophones are words that are pronounced the same and have different meanings regardless of their spelling (e.g., principle/principal, prince/prints). Affixes are added to root words and change the word's meaning (e.g., prefix, suffix). 	<p>All students should</p> <ul style="list-style-type: none"> use meaning clues, language structure, phonetic strategies, text structure, and surface features of text to read. use reference resources to learn word meanings. 	<p>To be successful with this standard, students are expected to</p> <ul style="list-style-type: none"> use knowledge of homophones (e.g., <i>be/bee</i>, <i>hear/here</i>, and <i>sea/see</i>) to understand unfamiliar words. apply knowledge of roots to decode unknown words with the same root (e.g., <i>company</i>, <i>companion</i>). apply knowledge of affixes, (e.g., prefixes such as <i>ex-</i>, <i>dis-</i>, <i>un-</i>, <i>re-</i>, <i>mis-</i>, <i>non-</i>, <i>pre-</i>; suffixes such as <i>-ly</i>, <i>-ful</i>, <i>-less</i>, <i>-able</i>, <i>-tion</i>, <i>-ness</i>, and <i>-ment</i>) to decode words. determine the meaning of new words formed when a known affix is added to the known word (e.g., <i>care/careless</i>, <i>heat/reheat</i>). use knowledge of synonyms (e.g., <i>big/large</i>, <i>mad/angry</i>, <i>ache/pain</i>). use knowledge of antonyms, (e.g., <i>asleep/awake</i>, <i>smile/frown</i>, <i>start/finish</i>). use context clues to verify meaning of unfamiliar words and determine appropriate homophone usage. using context clues, such as a restatement, a synonym, an example, or a direct description or definition included in the sentence or paragraph, to clarify the meaning of unfamiliar words. apply understanding of language structure to make meaning from text by <ul style="list-style-type: none"> using transition words of time sequence (e.g., <i>first</i>, <i>second</i>, <i>next</i>, <i>later</i>, <i>after</i>, and <i>finally</i>); using transition words of compare-contrast (e.g., <i>like</i>, <i>unlike</i>, <i>different</i>, and <i>same</i>); and

- 3.4 The student will expand vocabulary when reading.**
- a) Use knowledge of homophones.**
 - b) Use knowledge of roots, affixes, synonyms, and antonyms.**
 - c) Apply meaning clues, language structure, and phonetic strategies.**
 - d) Use context to clarify meaning of unfamiliar words.**
 - e) Discuss meanings of words and develop vocabulary by listening and reading a variety of texts.**
 - f) Use vocabulary from other content areas.**
 - g) Use word reference resources including the glossary, dictionary, and thesaurus.**

UNDERSTANDING THE STANDARD (Teacher Notes)	ESSENTIAL UNDERSTANDINGS	ESSENTIAL KNOWLEDGE, SKILLS, AND PROCESSES
		<ul style="list-style-type: none"> ◦ using transition words of cause-effect (e.g., <i>because, if...then, when...then</i>). ◦ using vocabulary from history and social science, mathematics, and science; and ◦ using the glossary, dictionary, and thesaurus as reference resources to learn word meanings.

- 3.5 The student will read and demonstrate comprehension of fictional text and poetry.**
- a) **Set a purpose for reading.**
 - b) **Make connections between previous experiences and reading selections.**
 - c) **Make, confirm, or revise predictions.**
 - d) **Compare and contrast settings, characters, and events.**
 - e) **Identify the author’s purpose.**
 - f) **Ask and answer questions about what is read.**
 - g) **Draw conclusions about text.**
 - h) **Identify the problem and solution.**
 - i) **Identify the main idea.**
 - j) **Identify supporting details.**
 - k) **Use reading strategies to monitor comprehension throughout the reading process.**
 - l) **Differentiate between fiction and nonfiction.**
 - m) **Read with fluency and accuracy.**

UNDERSTANDING THE STANDARD (Teacher Notes)	ESSENTIAL UNDERSTANDINGS	ESSENTIAL KNOWLEDGE, SKILLS, AND PROCESSES
<ul style="list-style-type: none"> • The intent of this standard is that students will apply different strategies to read and comprehend fictional text and poetry. • Students should be able to connect their previous experiences and knowledge to the text in order to make predictions and then use evidence from the text to confirm or revise their predictions. • Students will talk and write about similarities and differences that they see in various books by the same author or in various selections within the same genre. • In classroom discussion, students will contribute their ideas about an author’s craft, including such elements as word choice, plot and organization, beginnings and endings of selections, and character development. 	<p>All students should</p> <ul style="list-style-type: none"> • develop a variety of comprehension strategies that can be applied to make meaning from fictional text and poetry. • develop an increased understanding of the essential elements and characteristics of fictional text and poetry. • develop the ability to use key supporting details to determine the lessons or morals from fictional text and poetry. 	<p>To be successful with this standard, students are expected to</p> <ul style="list-style-type: none"> • read for a specific purpose by: <ul style="list-style-type: none"> ◦ locating specific information in a reading selection; ◦ identifying details that support a stated main idea; and ◦ expressing a stated main idea in their own words. • make a variety of connections with the text, such as: <ul style="list-style-type: none"> ◦ connections between their own personal experiences and what is happening in the text; ◦ connections between the text they are reading and other texts they have read, such as identifying a similar plot or character; and ◦ connections between what they already know about the topic and what they find in the reading that is new to them. • use specific details to make, justify, and modify predictions by: <ul style="list-style-type: none"> ◦ identifying details from their own experiences and knowledge that supports their predictions; ◦ identifying information from the text that supports or contradicts a prediction; and ◦ revising predictions based on new understandings.

- 3.5 The student will read and demonstrate comprehension of fictional text and poetry.**
- a) **Set a purpose for reading.**
 - b) **Make connections between previous experiences and reading selections.**
 - c) **Make, confirm, or revise predictions.**
 - d) **Compare and contrast settings, characters, and events.**
 - e) **Identify the author’s purpose.**
 - f) **Ask and answer questions about what is read.**
 - g) **Draw conclusions about text.**
 - h) **Identify the problem and solution.**
 - i) **Identify the main idea.**
 - j) **Identify supporting details.**
 - k) **Use reading strategies to monitor comprehension throughout the reading process.**
 - l) **Differentiate between fiction and nonfiction.**
 - m) **Read with fluency and accuracy.**

UNDERSTANDING THE STANDARD (Teacher Notes)	ESSENTIAL UNDERSTANDINGS	ESSENTIAL KNOWLEDGE, SKILLS, AND PROCESSES
<ul style="list-style-type: none"> • Students will read various types of fictional texts (e.g., children’s adventure stories, folktales, legends, fables, fantasy, realistic fiction, and myth), and poetry. • After reading, students should be able to demonstrate new understandings through writing, discussion, and graphic representations. • Fluent readers read with automaticity, and they reread and self-correct as needed. • To determine a student’s functional reading level for a specific text consider these word accuracy rates from Virginia’s Phonological Awareness Literacy Screening (PALS): <ul style="list-style-type: none"> ◦ independent level – 98-100% accuracy, or about two of every 100 words misread; student reads independently with little or no instructional support, and comprehension is strong. ◦ instructional level – 90-97% accuracy, or 		<ul style="list-style-type: none"> • gain meaning before, during, and after reading by: <ul style="list-style-type: none"> ◦ asking and answering questions about what is read to clarify meaning; ◦ asking and answering questions to predict what will happen next; ◦ understanding that sometimes two or more pieces of information need to be put together to answer a question; ◦ understanding that some questions are answered directly in the text; ◦ understanding that the answers to some questions must be inferred from the reader’s background experiences and knowledge; and ◦ understanding the basic lessons or morals of fairy tales, myths, folktales, legends, and fables from diverse cultures. • apply knowledge of characterization by <ul style="list-style-type: none"> ◦ describing a character’s attributes (traits, motivations or feelings); ◦ using evidence from the text to support generalizations about the character; ◦ comparing and contrasting characters within a selection or between/among two or more selections; and ◦ explaining how the actions of characters contribute to the sequence of events.

- 3.5 The student will read and demonstrate comprehension of fictional text and poetry.**
- a) **Set a purpose for reading.**
 - b) **Make connections between previous experiences and reading selections.**
 - c) **Make, confirm, or revise predictions.**
 - d) **Compare and contrast settings, characters, and events.**
 - e) **Identify the author’s purpose.**
 - f) **Ask and answer questions about what is read.**
 - g) **Draw conclusions about text.**
 - h) **Identify the problem and solution.**
 - i) **Identify the main idea.**
 - j) **Identify supporting details.**
 - k) **Use reading strategies to monitor comprehension throughout the reading process.**
 - l) **Differentiate between fiction and nonfiction.**
 - m) **Read with fluency and accuracy.**

UNDERSTANDING THE STANDARD (Teacher Notes)	ESSENTIAL UNDERSTANDINGS	ESSENTIAL KNOWLEDGE, SKILLS, AND PROCESSES
<p>three to ten words of every 100 words misread; student reads with modest accuracy and variable fluency and comprehension should be closely monitored.</p> <ul style="list-style-type: none"> ◦ frustration level – less than 90% accuracy, or more than ten of every 100 words misread; student reads with neither accuracy nor fluency, and therefore his or her comprehension will be affected. <ul style="list-style-type: none"> • Prosody refers to the rhythmic and intonational aspect of language, which should be noticeable during oral reading. Prosody contributes to reading fluency and comprehension. 		<ul style="list-style-type: none"> • make generalizations about a character based on that character’s response to a problem, the character’s goal, and what the character says or thinks. • apply knowledge of setting by: <ul style="list-style-type: none"> ◦ identifying the time and place of a story, using supporting details from the text; and ◦ identifying the details that make two settings similar or different. • compare and contrast settings, characters, and events. • identify the author’s purpose (e.g., entertain, inform, persuade). • ask and answer questions about the text to demonstrate understanding. • draw conclusions about text to make meaning. • identify the problem (conflict) and solution, main idea or theme, and supporting details. • use reading strategies to monitor comprehension throughout the reading process by: <ul style="list-style-type: none"> ◦ previewing and making predictions before reading; ◦ asking questions to confirm or refute predictions during reading; ◦ using context to confirm or self-correct word recognition and

- 3.5 The student will read and demonstrate comprehension of fictional text and poetry.**
- a) **Set a purpose for reading.**
 - b) **Make connections between previous experiences and reading selections.**
 - c) **Make, confirm, or revise predictions.**
 - d) **Compare and contrast settings, characters, and events.**
 - e) **Identify the author’s purpose.**
 - f) **Ask and answer questions about what is read.**
 - g) **Draw conclusions about text.**
 - h) **Identify the problem and solution.**
 - i) **Identify the main idea.**
 - j) **Identify supporting details.**
 - k) **Use reading strategies to monitor comprehension throughout the reading process.**
 - l) **Differentiate between fiction and nonfiction.**
 - m) **Read with fluency and accuracy.**

UNDERSTANDING THE STANDARD (Teacher Notes)	ESSENTIAL UNDERSTANDINGS	ESSENTIAL KNOWLEDGE, SKILLS, AND PROCESSES																
<ul style="list-style-type: none"> The table below presents the results of research on oral reading fluency rates for students at the 90th, 75th and 50th percentiles throughout the school year. These rates are reported as words correct per minute (WCPM) for third-grade students reading third-grade text: <table border="1" data-bbox="109 1042 676 1198"> <thead> <tr> <th>Percentile</th> <th>Fall WCPM</th> <th>Midyear WCPM</th> <th>Spring WCPM</th> </tr> </thead> <tbody> <tr> <td>90</td> <td>128</td> <td>146</td> <td>162</td> </tr> <tr> <td>75</td> <td>99</td> <td>120</td> <td>137</td> </tr> <tr> <td>50</td> <td>71</td> <td>92</td> <td>107</td> </tr> </tbody> </table> <p>Hasbrouck, J.E., & Tindal, G.A., 2006</p> <ul style="list-style-type: none"> When fully developed, reading <i>fluency</i> refers to a level of accuracy and rate where decoding is relatively effortless; where oral reading is smooth and accurate with correct prosody; and where attention can be allocated to comprehension.* 	Percentile	Fall WCPM	Midyear WCPM	Spring WCPM	90	128	146	162	75	99	120	137	50	71	92	107		<p>understanding, rereading as necessary;</p> <ul style="list-style-type: none"> becoming aware of when they do not understand (e.g., by reflecting upon and articulating what exactly is causing difficulty); and discussing the story or poem and/or writing a summary after reading. <ul style="list-style-type: none"> learn to differentiate between fiction and nonfiction by distinguishing realism from fantasy, and fact from opinion. read with sufficient accuracy and fluency to support comprehension. practice reading and rereading familiar text that is on their independent reading level to develop fluency, accuracy, and prosody.
Percentile	Fall WCPM	Midyear WCPM	Spring WCPM															
90	128	146	162															
75	99	120	137															
50	71	92	107															

* Wolf, M. & Katzir-Cohen, T. (2001). Reading fluency and its intervention. *Scientific Studies of Reading*. (Special Issue on Fluency. Editors: E. Kame’enui & D. Simmons). 5, p. 211-238.

- 3.6 The student will continue to read and demonstrate comprehension of nonfiction texts.**
- a) Identify the author’s purpose.
 - b) Use prior and background knowledge as context for new learning.
 - c) Preview and use text features.
 - d) Ask and answer questions about what is read.
 - e) Draw conclusions based on text.
 - f) Summarize major points found in nonfiction texts.
 - g) Identify the main idea.
 - h) Identify supporting details.
 - i) Compare and contrast the characteristics of biographies and autobiographies.
 - j) Use reading strategies to monitor comprehension throughout the reading process.
 - k) Identify new information gained from reading.
 - l) Read with fluency and accuracy.

UNDERSTANDING THE STANDARD (Teacher Notes)	ESSENTIAL UNDERSTANDINGS	ESSENTIAL KNOWLEDGE, SKILLS, AND PROCESSES
<ul style="list-style-type: none"> • The intent of this standard is that students will read and demonstrate comprehension of nonfiction texts across the curriculum, including age-appropriate materials that reflect the Virginia Standards of Learning in English, history and social science, science, and mathematics. • Before reading, students should preview the text and activate prior knowledge to formulate ideas and make predictions of what the text is about and how it is organized. • During reading, students should maintain an active interaction with text while revising and refining their previous ideas and predictions. New ideas are linked to prior learning. • After reading, students should consolidate what they have read in an effort to fully comprehend the text. New ideas are linked to prior learning. 	<p>All students should</p> <ul style="list-style-type: none"> • demonstrate comprehension of nonfiction. • understand that text formats can be used to set a purpose for reading. • demonstrate an understanding of the characteristics of biography and autobiography. 	<p>To be successful with this standard, students are expected to</p> <ul style="list-style-type: none"> • identify the author’s purpose (e.g., entertain, inform, persuade). • use prior and background knowledge as context for new learning by: <ul style="list-style-type: none"> ◦ recognizing similarities between their own personal experiences and the text; ◦ recognizing similarities between the text they are reading and other texts they have read; and ◦ recognizing similarities between what they already know about the topic and what they find in the reading that is new to them. • use text formats such as the following to preview, set a purpose for reading, and locate information relevant to a given topic efficiently: <ul style="list-style-type: none"> ◦ content text features, such as headings and chapter layout by topic; ◦ functional formats, such as advertisements, flyers, and directions; ◦ specialized type, such as bold face and italics; and ◦ visually and graphically represented information, such as charts, graphs, graphic organizers, pictures, and photographs.

- 3.6 The student will continue to read and demonstrate comprehension of nonfiction texts.**
- a) Identify the author’s purpose.
 - b) Use prior and background knowledge as context for new learning.
 - c) Preview and use text features.
 - d) Ask and answer questions about what is read.
 - e) Draw conclusions based on text.
 - f) Summarize major points found in nonfiction texts.
 - g) Identify the main idea.
 - h) Identify supporting details.
 - i) Compare and contrast the characteristics of biographies and autobiographies.
 - j) Use reading strategies to monitor comprehension throughout the reading process.
 - k) Identify new information gained from reading.
 - l) Read with fluency and accuracy.

UNDERSTANDING THE STANDARD (Teacher Notes)	ESSENTIAL UNDERSTANDINGS	ESSENTIAL KNOWLEDGE, SKILLS, AND PROCESSES
<ul style="list-style-type: none"> • Students will learn the shared characteristic of biography and autobiography: both are based on verifiable facts about real-life people. • Students will learn the distinguishing characteristics of biography and autobiography. 		<ul style="list-style-type: none"> • apply understanding of text structure to guide reading by: <ul style="list-style-type: none"> ◦ making predictions based on knowledge of text form types, such as narrative, informational, graphic, and functional; ◦ making predictions based on knowledge of literary forms, such as biography and autobiography; and ◦ identifying sequence and cause-effect relationships of information in functional texts, such as recipes and other sets of directions. • gain meaning before, during, and after reading by: <ul style="list-style-type: none"> ◦ asking and answering questions to clarify meaning; ◦ understanding that sometimes two or more pieces of information need to be put together to answer a question; and ◦ understanding that some questions are answered directly in the text. • draw conclusions about what they have read. • summarize major points in a selection. • identify details that support the main idea of a nonfiction selection. • state in their own words the main idea of a nonfiction selection. • compare and contrast the characteristics of biographies and autobiographies.

- 3.6 The student will continue to read and demonstrate comprehension of nonfiction texts.**
- a) Identify the author’s purpose.
 - b) Use prior and background knowledge as context for new learning.
 - c) Preview and use text features.
 - d) Ask and answer questions about what is read.
 - e) Draw conclusions based on text.
 - f) Summarize major points found in nonfiction texts.
 - g) Identify the main idea.
 - h) Identify supporting details.
 - i) Compare and contrast the characteristics of biographies and autobiographies.
 - j) Use reading strategies to monitor comprehension throughout the reading process.
 - k) Identify new information gained from reading.
 - l) Read with fluency and accuracy.

UNDERSTANDING THE STANDARD (Teacher Notes)	ESSENTIAL UNDERSTANDINGS	ESSENTIAL KNOWLEDGE, SKILLS, AND PROCESSES
		<ul style="list-style-type: none"> • monitor their comprehension throughout the reading process by: <ul style="list-style-type: none"> ◦ becoming aware of when they do not understand; ◦ identifying exactly what is causing them difficulty; and ◦ generating their own questions to help integrate units of meaning. • use text features to make meaning by: <ul style="list-style-type: none"> ◦ applying phonetic strategies; ◦ using punctuation indicators, such as commas, periods, exclamation points, question marks, and apostrophes showing contraction and possession; ◦ applying knowledge of simple and compound sentence structures; ◦ knowing when meaning breaks down and then rereading to self-correct; and ◦ using illustrations to gain information (e.g., maps, photographs). • identify new information gained from reading. • practice reading and rereading familiar nonfiction texts with fluency and accuracy.

- 3.7 The student will demonstrate comprehension of information from a variety of print and electronic resources.**
- a) Use encyclopedias and other reference books, including online reference materials.**
 - b) Use table of contents, indices, and charts.**

UNDERSTANDING THE STANDARD (Teacher Notes)	ESSENTIAL UNDERSTANDINGS	ESSENTIAL KNOWLEDGE, SKILLS, AND PROCESSES
<ul style="list-style-type: none"> • The intent of this standard is that students will use a variety of print and electronic resources to gather information on a specific topic. • Students will select which resource is best for locating a specific type of information. 	<p>All students should</p> <ul style="list-style-type: none"> • understand ways to select the best resource for gathering information on a given topic. 	<p>To be successful with this standard, students are expected to</p> <ul style="list-style-type: none"> • make decisions about which resource is best for locating a given type of information. • locate selected information in encyclopedias, atlases, and other print and online reference materials. • retrieve information from electronic sources. • use the Internet to find information on a given topic.

At the third-grade level, students will continue to develop their writing skills. When they write letters, stories, and simple explanations, the instructional emphasis will be on paragraph development. Their sentences will become more complex, and they will learn to select details to elaborate the main idea of the paragraph. Students will revise and edit for correct sentence formation, grammar, capitalization, punctuation, and spelling. They will use their written communication skills across the curricula.

3.8 The student will write legibly in cursive.

UNDERSTANDING THE STANDARD (Teacher Notes)	ESSENTIAL UNDERSTANDINGS	ESSENTIAL KNOWLEDGE, SKILLS, AND PROCESSES
<ul style="list-style-type: none"> • The intent of this standard is that students will understand that good handwriting is an important tool of written communication. Neat and legible handwriting is well received by the reader, while messy, hard-to-read writing may lead to misunderstanding. • Although cursive letters are often introduced in second grade, it is at the third-grade level that the transition from manuscript to cursive should be completed. • Toward this long-term goal of developing legible, neat, rapid handwriting, this standard focuses on students' developing and practicing good handwriting habits, such as proper posture, paper position, and pencil grip. 	<p>All students should</p> <ul style="list-style-type: none"> • understand that neat, legible cursive handwriting is an important tool of written communication. 	<p>To be successful with this standard, students are expected to</p> <ul style="list-style-type: none"> • use correct letter formation. • practice appropriate handwriting habits, including proper posture, position of paper, and pencil grip. • learn to write legibly in cursive.

- 3.9 The student will write for a variety of purposes.**
- Identify the intended audience.**
 - Use a variety of prewriting strategies.**
 - Write a clear topic sentence focusing on the main idea.**
 - Write a paragraph on the same topic.**
 - Use strategies for organization of information and elaboration according to the type of writing.**
 - Include details that elaborate the main idea.**
 - Revise writing for clarity of content using specific vocabulary and information.**

UNDERSTANDING THE STANDARD (Teacher Notes)	ESSENTIAL UNDERSTANDINGS	ESSENTIAL KNOWLEDGE, SKILLS, AND PROCESSES
<ul style="list-style-type: none"> • The intent of this standard is that students will develop writing strategies to communicate ideas for a variety of purposes. • In order to produce written pieces that vary in purpose, form, and audience, students need to be able to draw from a personal bank of strategies appropriate for planning, organizing, and revising their writing. • Two important modes for writing are: <ul style="list-style-type: none"> ◦ Informative/explanatory – students write informative/explanatory texts to examine a topic and convey ideas and information clearly; and ◦ Narrative – students write narrative to develop real or imagined experiences or events using descriptive details, and clear event sequences. • Students will continue learning the features of the domains of writing and how to revise their writing for clarity. • The three domains of writing are: <ul style="list-style-type: none"> ◦ composing – the structuring and elaborating a writer does to construct an effective message for readers; ◦ written expression – those features that show the writer purposefully shaping and 	<p>All students should</p> <ul style="list-style-type: none"> • understand how to plan and compose a paragraph on the same topic. • understand how to plan and compose written pieces for a variety of purposes. 	<p>To be successful with this standard, students are expected to</p> <ul style="list-style-type: none"> • use a variety of pre-writing strategies by: <ul style="list-style-type: none"> ◦ identifying the intended audience; ◦ using ideas from class brainstorming activities; ◦ making lists of information; ◦ talking to classmates about what to write; ◦ reading texts by peer and professional authors; ◦ using graphic organizers; and ◦ selecting an appropriate writing form for nonfiction writing (e.g., explanation, directions, simple report), expressive writing (e.g., narrative, reflection, and letter), and creative writing (e.g., fiction and poetry). • write a clear topic sentence that focuses on the main idea. • keep their written paragraphs on one topic. • follow the organization of particular forms of writing for: <ul style="list-style-type: none"> ◦ letters – date, greeting, body, and closing; ◦ informative/explanatory purposes <ul style="list-style-type: none"> – introduce a topic and group related information in paragraph form – use facts, definitions, opinions, quotations, details, or other examples and information to develop the topic – use specific vocabulary to inform and explain the topic – provide a concluding statement or section ◦ narratives <ul style="list-style-type: none"> – sequence events – use transition words and phrases for sentence variety and to manage

- 3.9 The student will write for a variety of purposes.**
- a) Identify the intended audience.**
 - b) Use a variety of prewriting strategies.**
 - c) Write a clear topic sentence focusing on the main idea.**
 - d) Write a paragraph on the same topic.**
 - e) Use strategies for organization of information and elaboration according to the type of writing.**
 - f) Include details that elaborate the main idea.**
 - g) Revise writing for clarity of content using specific vocabulary and information.**

UNDERSTANDING THE STANDARD (Teacher Notes)	ESSENTIAL UNDERSTANDINGS	ESSENTIAL KNOWLEDGE, SKILLS, AND PROCESSES
<p>controlling language to affect readers; and</p> <ul style="list-style-type: none"> ◦ usage/mechanics – the features that cause written language to be acceptable and effective for standard discourse. • Students should have practice writing on demand, for shorter time frames, and over extended periods of time. 		<p>the sequence of events</p> <ul style="list-style-type: none"> – use specific vocabulary to convey experiences and events – provide a conclusion <ul style="list-style-type: none"> • incorporate transitional words that clarify sequence (e.g., <i>first, next, and last</i>). • use linking words (e.g., <i>also, another, and, more</i>) and linking phrases (e.g., <i>in order to, because of this, for example</i>) to connect ideas within categories of information. • apply knowledge of the writing domains of composing, written expression, and usage/mechanics. • read their own writing orally to check for sentence rhythm (sentence variety). • add specific details that further elaborate the main idea. • use examples from their reading as models to imitate in their writing. • use precise nouns, verbs, and adjectives. • use strategies for organization of information and elaboration relevant to the type of writing. • clarify writing when revising by including specific vocabulary and information.

- 3.10 The student will edit writing for correct grammar, capitalization, punctuation, and spelling.**
- a) Use complete sentences.
 - b) Use transition words to vary sentence structure.
 - c) Use the word *I* in compound subjects.
 - d) Use past and present verb tense.
 - e) Use singular possessives.
 - f) Use commas in a simple series.
 - g) Use simple abbreviations.
 - h) Use apostrophes in contractions with pronouns and in possessives.
 - i) Use the articles *a*, *an*, and *the* correctly.
 - j) Use correct spelling for frequently used sight words, including irregular plurals.

UNDERSTANDING THE STANDARD (Teacher Notes)	ESSENTIAL UNDERSTANDINGS	ESSENTIAL KNOWLEDGE, SKILLS, AND PROCESSES
<ul style="list-style-type: none"> • The intent of this standard is that students will understand and use the editing process. • Students will demonstrate command of the conventions of standard English capitalization, punctuation, and spelling when writing. • Students will identify the following parts of speech: nouns, verbs, and pronouns. • Articles are used to modify nouns. There are two articles in English: <i>a/an</i> and <i>the</i>. <i>A/an</i> is used to modify nouns that are neither specific nor particular while <i>the</i> is used to refer to specific or particular nouns. Therefore, <i>a/an</i> is referred to as the <i>indefinite</i> article and <i>the</i> as the <i>definite</i> article (e.g., “Let’s play <i>a</i> game”, refers to any game while “Let’s play <i>the</i> game”, refers to a specific game.). 	<p>All students should</p> <ul style="list-style-type: none"> • understand that grammatically correct language and mechanics contribute to the meaning of writing. 	<p>To be successful with this standard, students are expected to</p> <ul style="list-style-type: none"> • use complete sentences. • use transition words to vary sentence structure. • use the word <i>I</i> in compound subjects. • use past and present verb tenses. • use singular possessives. • punctuate correctly: <ul style="list-style-type: none"> ◦ commas in a simple series; ◦ apostrophes in contractions with pronouns, (e.g., <i>I’d</i>, <i>we’ve</i>); ◦ using conventions of dialogue, (e.g., quotation marks to indicate someone is saying something, indentation to show that the speaker has changed, and signal words like <i>he said</i> and <i>she exclaimed</i>); and ◦ using knowledge of how ideas are connected between sentences when one word is used in place of another, such as the use of a pronoun for a noun, the use of a general location word (e.g., <i>here</i> or <i>there</i>) for a specific location, and the use of a synonym for an earlier word (e.g., <i>animal</i> for <i>dog</i>). • use simple abbreviations. • use articles <i>a</i>, <i>an</i> and <i>the</i> correctly.

- 3.10** The student will edit writing for correct grammar, capitalization, punctuation, and spelling.
- a) Use complete sentences.
 - b) Use transition words to vary sentence structure.
 - c) Use the word *I* in compound subjects.
 - d) Use past and present verb tense.
 - e) Use singular possessives.
 - f) Use commas in a simple series.
 - g) Use simple abbreviations.
 - h) Use apostrophes in contractions with pronouns and in possessives.
 - i) Use the articles *a*, *an*, and *the* correctly.
 - j) Use correct spelling for frequently used sight words, including irregular plurals.

UNDERSTANDING THE STANDARD (Teacher Notes)	ESSENTIAL UNDERSTANDINGS	ESSENTIAL KNOWLEDGE, SKILLS, AND PROCESSES
		<ul style="list-style-type: none"> • use correct spelling for frequently used words, including irregular plurals (e.g., <i>men</i>, <i>children</i>). • use correct spelling for frequently used sight words, including irregular plurals.

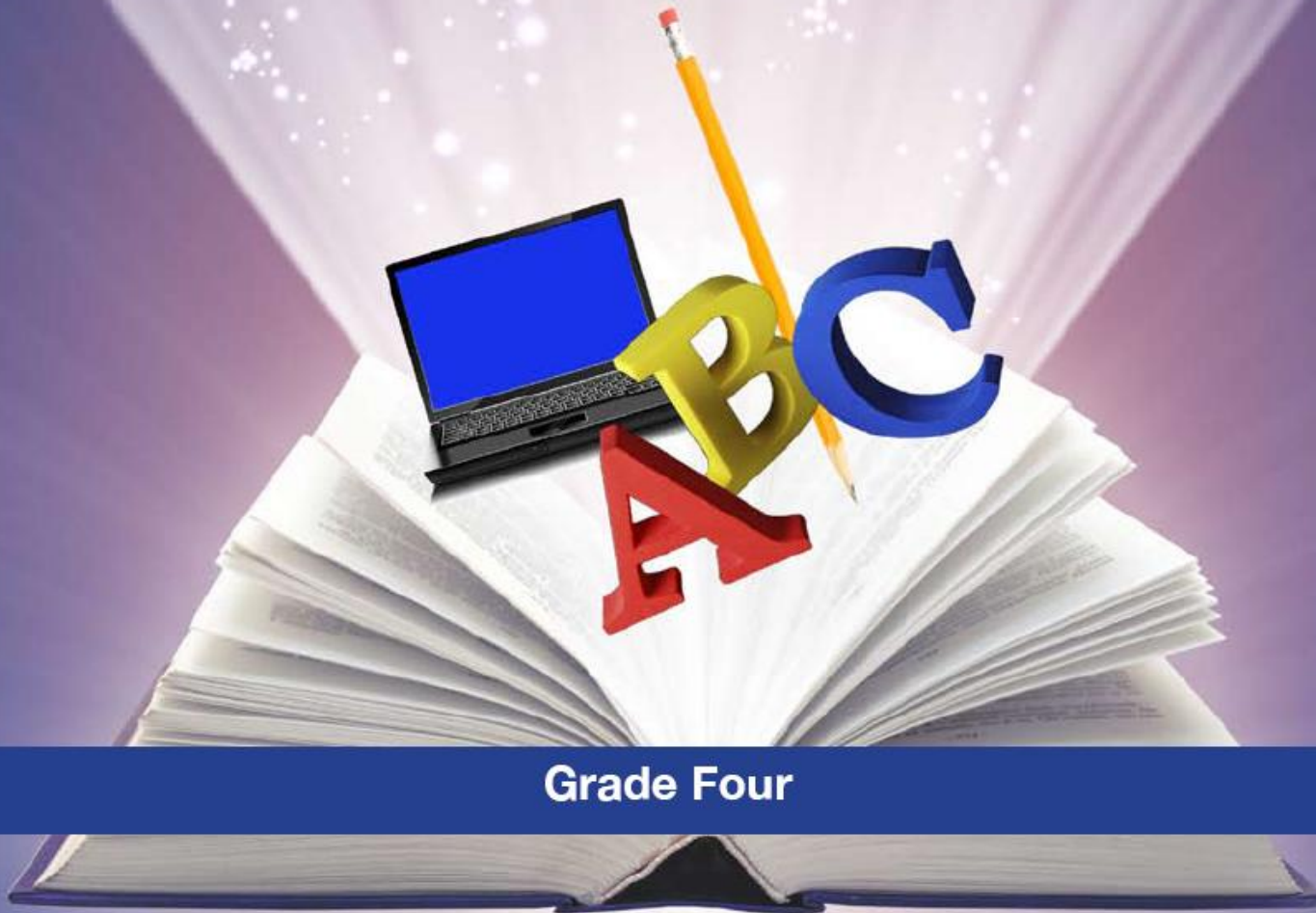
- 3.11 The student will write a short report.**
- a) **Construct questions about the topic.**
 - b) **Identify appropriate resources.**
 - c) **Collect and organize information about the topic into a short report.**
 - d) **Understand the difference between plagiarism and using own words.**

UNDERSTANDING THE STANDARD (Teacher Notes)	ESSENTIAL UNDERSTANDINGS	ESSENTIAL KNOWLEDGE, SKILLS, AND PROCESSES
<ul style="list-style-type: none"> • The intent of this standard is that students will develop the skills necessary to produce a short written report. • Plagiarism is using someone else's ideas or words without giving credit. 	<p>All students should</p> <ul style="list-style-type: none"> • understand how information should be collected, analyzed and organized as a part of the process of writing a short report. • understand the difference between plagiarism and using their own words in their writing. 	<p>To be successful with this standard, students are expected to</p> <ul style="list-style-type: none"> • focus on a central topic. • develop a list of questions pertaining to a specific topic. • identify and use appropriate resources. • follow the organization of particular forms of writing for short reports (e.g., opening, grouping of like information into clear paragraphs, ordering of paragraphs so that there is a logical flow of information, and closing). • review their written drafts so that the language and/or thoughts of another author are given proper credit.

3.12 The student will use available technology for reading and writing.

UNDERSTANDING THE STANDARD (Teacher Notes)	ESSENTIAL UNDERSTANDINGS	ESSENTIAL KNOWLEDGE, SKILLS, AND PROCESSES
<ul style="list-style-type: none"> The intent of this standard is that students will continue to use available technology for reading and writing. 	<p>All students should</p> <ul style="list-style-type: none"> understand that reading and writing skills can be adapted for use with available technology. 	<p>To be successful with this standard, students are expected to</p> <ul style="list-style-type: none"> use available technology for reading and writing. read electronic media to gather specific information, to gain knowledge, and for enjoyment. use available technology to compose, edit and share writing as well as to interact and collaborate with others. ask and respond to questions about material presented through various media formats.

English Standards of Learning CURRICULUM FRAMEWORK 2010



Grade Four

Board of Education, Commonwealth of Virginia

At the fourth-grade level, students will apply oral communication skills to participate in discussions about learning and take part in collaborative learning projects. In order to be contributing participants in discussions, students must apply the skills involved in effectively communicating ideas and opinions, including skills such as actively listening to others and constructively agreeing or disagreeing with them. While using grammatically correct language and specific vocabulary, students will learn how to present information succinctly and confidently in oral presentations.

- 4.1 The student will use effective oral communication skills in a variety of settings.**
- a) Present accurate directions to individuals and small groups.**
 - b) Contribute to group discussions across content areas.**
 - c) Seek ideas and opinions of others.**
 - d) Use evidence to support opinions.**
 - e) Use grammatically correct language and specific vocabulary to communicate ideas.**
 - f) Communicate new ideas to others.**
 - g) Demonstrate the ability to collaborate with diverse teams.**
 - h) Demonstrate the ability to work independently.**

UNDERSTANDING THE STANDARD (Teacher Notes)	ESSENTIAL UNDERSTANDINGS	ESSENTIAL KNOWLEDGE, SKILLS, AND PROCESSES
<ul style="list-style-type: none"> • The intent of this standard is that students will continue to develop the skills needed to communicate in a variety of settings. • Students will strengthen their communication skills by contributing to individual and small-group discussions, seeking the ideas and opinions of others and beginning to use evidence to support their own personal opinions. • Students will also refine the skill of conveying accurate directions to individuals or small groups in such a way that others can follow the directions. Emphasis will be on directions for doing things that have a natural sequence or organization. 	<p>All students should</p> <ul style="list-style-type: none"> • participate effectively in discussions by: <ul style="list-style-type: none"> ◦ asking clarifying questions; ◦ providing explanations; when necessary; ◦ reflecting on the ideas and opinions of others; and ◦ supporting opinions with examples and details. • demonstrate an ability to work independently and in small groups. 	<p>To be successful with this standard, students are expected to</p> <ul style="list-style-type: none"> • participate in a range of discussions building on others' ideas and clearly expressing their own (e.g., one-on-one, in groups, teacher-led). • give accurate directions by: <ul style="list-style-type: none"> ◦ identifying the information needed by the listener; ◦ organizing and sequencing the information in a logical way; ◦ explaining or defining any terms that might be unfamiliar to the listener; ◦ articulating the information in a clear, organized manner; and ◦ making connections to previous common knowledge of a group of listeners. • participate in a variety of partner and/or group discussions by: <ul style="list-style-type: none"> ◦ following rules for discussions and assigned partner or group roles; ◦ offering comments that are relevant to the topic of discussion; ◦ asking appropriate questions to solicit knowledge and opinions of others; ◦ supporting opinions with appropriate examples and details; ◦ identifying reasons and evidence a speaker provides to support particular points; ◦ communicating new ideas to others; ◦ responding to specific questions to clarify or follow up on information, and make comments that contribute to the discussion and link to the remarks of others; ◦ reviewing key ideas expressed in discussions and explaining their own ideas and understanding;

- 4.1 The student will use effective oral communication skills in a variety of settings.**
- a) Present accurate directions to individuals and small groups.**
 - b) Contribute to group discussions across content areas.**
 - c) Seek ideas and opinions of others.**
 - d) Use evidence to support opinions.**
 - e) Use grammatically correct language and specific vocabulary to communicate ideas.**
 - f) Communicate new ideas to others.**
 - g) Demonstrate the ability to collaborate with diverse teams.**
 - h) Demonstrate the ability to work independently.**

UNDERSTANDING THE STANDARD (Teacher Notes)	ESSENTIAL UNDERSTANDINGS	ESSENTIAL KNOWLEDGE, SKILLS, AND PROCESSES
		<ul style="list-style-type: none"> ◦ distinguishing fact from opinion; ◦ avoiding hindering the progress of the discussion (learning not to interrupt); ◦ taking turns speaking during a discussion; ◦ maintaining appropriate eye contact and attentive body language while listening; and ◦ respecting the comments of others, especially if the comments express opinions that are different from one's own. <ul style="list-style-type: none"> • use grammatically correct language. • use specific vocabulary to enhance oral communication. • work independently and with diverse teams in a variety of settings.

- 4.2 The student will make and listen to oral presentations and reports.**
- a) Use subject-related information and vocabulary.**
 - b) Listen to and record information.**
 - c) Organize information for clarity.**
 - d) Use language and style appropriate to the audience, topic, and purpose.**

UNDERSTANDING THE STANDARD (Teacher Notes)	ESSENTIAL UNDERSTANDINGS	ESSENTIAL KNOWLEDGE, SKILLS, AND PROCESSES
<ul style="list-style-type: none"> • The intent of this standard is that students will make formal oral presentations. • Students will organize information to make class presentations and reports. • Students will listen and take notes from other students' presentations. 	<p>All students should</p> <ul style="list-style-type: none"> • apply basic patterns of organization when preparing an oral presentation. • develop the skills necessary for active listening. 	<p>To be successful with this standard, students are expected to</p> <ul style="list-style-type: none"> • make oral presentations and reports by: <ul style="list-style-type: none"> ◦ reporting on a topic or text, telling a story, or recounting an experience in an organized manner, using specific vocabulary, appropriate facts and descriptive details to support main ideas or themes; ◦ organizing information around a central idea with supporting details and using specific vocabulary; ◦ organizing information for clarity; ◦ speaking clearly, using appropriate voice level and speaking rate; ◦ differentiating formal and informal language and style when appropriate to task and situation (e.g., presentations, small-group discussions); ◦ selecting words and phrases to convey precise ideas; ◦ using voice inflection for effect; and ◦ adding visual displays to presentations when appropriate to enhance development of theme and/or main ideas. • use active listening skills by: <ul style="list-style-type: none"> ◦ looking at the speaker; ◦ thinking about the main points the speaker is making; and ◦ taking notes.

- 4.3** The student will learn how media messages are constructed and for what purposes.
- a) Differentiate between auditory, visual, and written media messages.
 - b) Identify the characteristics of various media messages.

UNDERSTANDING THE STANDARD (Teacher Notes)	ESSENTIAL UNDERSTANDINGS	ESSENTIAL KNOWLEDGE, SKILLS, AND PROCESSES
<ul style="list-style-type: none"> • The intent of this standard is that students will learn that media messages are constructed for a purpose. Students will examine the following: <ul style="list-style-type: none"> ◦ Audience (Who is the person or persons meant to see the message?) ◦ Purpose (Why is the message being sent – is it meant to persuade, inform, entertain, sell, or a combination of these?) • Auditory media can be heard (e.g., music, radio, speeches, video, etc.). • Visual media can be viewed (e.g., television, video, Web-based materials, etc.). • Written media includes text (e.g., newspapers, magazines, books, advertising, etc.). 	<p>All students should</p> <ul style="list-style-type: none"> • identify attributes of a constructed message (i.e., audience and purpose). 	<p>To be successful with this standard, students are expected to</p> <ul style="list-style-type: none"> • access media messages and identify what types of media are used.

At the fourth-grade level, students will build on their reading and reading comprehension skills. They will continue to develop fluency as they use strategies such as word analysis, use of context clues, and the making of inferences to gain meaning from text. Students will use reading strategies before, during, and after reading to develop and demonstrate comprehension. The use of graphic organizers will facilitate students' understanding of text organization and will help them summarize and draw conclusions from fiction and nonfiction text. Students will read widely from content-area and nonfiction texts. They will also collect information from a variety of resources in order to acquire additional knowledge about a topic. They will construct questions about their topic, gather information, and synthesize the information for use in their oral presentations and writings.

- 4.4 The student will expand vocabulary when reading.**
- Use context to clarify meanings of unfamiliar words.**
 - Use knowledge of roots, affixes, synonyms, antonyms, and homophones.**
 - Use word-reference materials, including the glossary, dictionary, and thesaurus.**
 - Develop vocabulary by listening to and reading a variety of texts.**
 - Use vocabulary from other content areas.**

UNDERSTANDING THE STANDARD (Teacher Notes)	ESSENTIAL UNDERSTANDINGS	ESSENTIAL KNOWLEDGE, SKILLS, AND PROCESSES
<ul style="list-style-type: none"> The intent of this standard is that students will continue to build vocabulary by applying their knowledge of word structure and context clues to determine the meanings of unfamiliar words. Students will use combined knowledge of all letter-sound correspondences, syllabication patterns, roots, and affixes to read accurately multisyllabic words. Affixes are added to root words to form new words (e.g., prefixes, suffixes). Prefixes are added to the front of the root (e.g., like→dislike). Suffixes are added to the end of the root (e.g., short→shorten). Homophones are words that are pronounced the same and have different meanings regardless of their spelling (e.g., principle/principal, prince/prints). Antonyms are opposites (e.g., off/on, fast/slow). Synonyms are words that have similar meanings (e.g., small, little, tiny). Students will use word-reference materials to learn new words. Students will use vocabulary from content areas. 	<p>All students should</p> <ul style="list-style-type: none"> use the content and structure of a sentence, paragraph, or reading selection to help determine the meaning of an unfamiliar word. use a variety of strategies and word recognition skills to support comprehension. know the type of information found in word reference materials such as a glossary, dictionary, and thesaurus. 	<p>To be successful with this standard, students are expected to</p> <ul style="list-style-type: none"> use context as a clue to clarify the meaning of unfamiliar words or phrases (e.g., definitions, examples, or restatements of text). use clues in the context of a sentence, paragraph, or reading selection to predict and explain the meanings of words that have more than one definition. use their knowledge of affixes (prefixes and suffixes) to read and understand the meanings of words. use their knowledge of synonyms (words with similar meanings) and antonyms (words with opposite meanings) to understand the meanings of unfamiliar words. derive word meaning by using their knowledge of homophones (words that are pronounced the same but are spelled differently and have different meanings), such as <i>read/red, no/know, hear/here</i>. use context to select the applicable definition of a word from a glossary or dictionary. identify and consult the word-reference material(s), including the glossary, dictionary, and thesaurus, most likely to contain needed information to clarify word meaning. develop vocabulary by listening to and reading a variety of texts. determine the meaning of general academic and content-specific words or phrases in a text. study word meanings across content areas.

- 4.5 The student will read and demonstrate comprehension of fictional texts, narrative nonfiction texts, and poetry.**
- a) Explain the author’s purpose.
 - b) Describe how the choice of language, setting, characters, and information contributes to the author’s purpose.
 - c) Identify the main idea.
 - d) Summarize supporting details.
 - e) Identify the problem and solution.
 - f) Describe the relationship between text and previously read materials.
 - g) Identify sensory words.
 - h) Draw conclusions/make inferences about text.
 - i) Make, confirm, or revise predictions.
 - j) Identify cause and effect relationships.
 - k) Use reading strategies throughout the reading process to monitor comprehension.
 - l) Read with fluency and accuracy.

UNDERSTANDING THE STANDARD (Teacher Notes)	ESSENTIAL UNDERSTANDINGS	ESSENTIAL KNOWLEDGE, SKILLS, AND PROCESSES
<ul style="list-style-type: none"> • The intent of this standard is that students will continue to read and comprehend fictional texts, narrative nonfiction texts, and poetry. • Narrative nonfiction is a retelling in story format about real people, animals, places or events. It contains facts and is usually in chronological order (e.g., autobiographies and biographies). • Students will also learn how authors craft their purpose and message by the choice of language, setting, characters, and specific information. • Students will demonstrate comprehension of a selection by using before-, during-, and after-reading strategies (e.g., using graphic organizers, question generation, and summarization). • Students will learn how to identify major events and supporting details. 	<p>All students should</p> <ul style="list-style-type: none"> • develop a variety of comprehension strategies. • read a variety of fictional texts, narrative nonfiction texts, and poetry. • explain events, procedures, ideas, or concepts in fictional texts, narrative nonfiction texts, and poetry, including what happened and why, based on specific information in the text. 	<p>To be successful with this standard, students are expected to</p> <ul style="list-style-type: none"> • explain the author’s purpose (e.g., to entertain, inform, or persuade). • describe how the choice of language, setting, characters, details, and other information contribute to the author’s purpose. • describe in depth a character, setting, or event drawing on specific details from the text (e.g., words, actions, or a character’s thoughts). • understand that narrative nonfiction is a story based on facts. • identify the facts contained in a piece of narrative nonfiction. • identify the main idea or theme of a text and summarize using supporting details. • identify the problem (conflict) and solution. • discuss the similarities and differences between text and previously read materials (e.g., similar themes and topics, patterns of events). • make connections between the text of a story or drama and a visual or oral presentation of the text, identifying where each version reflects specific descriptions and directions in the text.

- 4.5 The student will read and demonstrate comprehension of fictional texts, narrative nonfiction texts, and poetry.**
- a) Explain the author’s purpose.**
 - b) Describe how the choice of language, setting, characters, and information contributes to the author’s purpose.**
 - c) Identify the main idea.**
 - d) Summarize supporting details.**
 - e) Identify the problem and solution.**
 - f) Describe the relationship between text and previously read materials.**
 - g) Identify sensory words.**
 - h) Draw conclusions/make inferences about text.**
 - i) Make, confirm, or revise predictions.**
 - j) Identify cause and effect relationships.**
 - k) Use reading strategies throughout the reading process to monitor comprehension.**
 - l) Read with fluency and accuracy.**

UNDERSTANDING THE STANDARD (Teacher Notes)	ESSENTIAL UNDERSTANDINGS	ESSENTIAL KNOWLEDGE, SKILLS, AND PROCESSES
<ul style="list-style-type: none"> • Students will identify sensory words and describe the effect those particular words have on the reader. • Students will use reading strategies throughout the reading process to monitor comprehension. Strategies include: <ul style="list-style-type: none"> ◦ draw conclusions/make inferences about text; and ◦ make, confirm, and revise ongoing predictions. • To determine a student’s functional reading level for a specific text consider these word accuracy rates from Virginia’s Phonological Awareness Literacy Screening (PALS): <ul style="list-style-type: none"> ◦ independent level – 98-100% accuracy, or about two of every 100 words misread; student reads independently with little or no instructional support, and comprehension is strong. ◦ instructional level – 90-97% accuracy, or three to ten words of every 100 words 		<ul style="list-style-type: none"> • identify sensory words that describe sights, sounds, smells, and tastes, and describe how they make the reader feel. • refer to details and examples in a text when explaining what the text says, drawing conclusions/making inferences from text. • identify cause and effect relationships. • make, confirm, or revise predictions. • read familiar text with fluency, accuracy, and prosody. • read with sufficient accuracy and fluency to support comprehension. • become aware of when they do not understand, (e.g., by reflecting upon and learning to articulate what exactly is causing difficulty).

- 4.5 The student will read and demonstrate comprehension of fictional texts, narrative nonfiction texts, and poetry.
- a) Explain the author’s purpose.
 - b) Describe how the choice of language, setting, characters, and information contributes to the author’s purpose.
 - c) Identify the main idea.
 - d) Summarize supporting details.
 - e) Identify the problem and solution.
 - f) Describe the relationship between text and previously read materials.
 - g) Identify sensory words.
 - h) Draw conclusions/make inferences about text.
 - i) Make, confirm, or revise predictions.
 - j) Identify cause and effect relationships.
 - k) Use reading strategies throughout the reading process to monitor comprehension.
 - l) Read with fluency and accuracy.

UNDERSTANDING THE STANDARD (Teacher Notes)	ESSENTIAL UNDERSTANDINGS	ESSENTIAL KNOWLEDGE, SKILLS, AND PROCESSES																
<p>misread; student reads with modest accuracy and variable fluency and comprehension should be closely monitored.</p> <ul style="list-style-type: none"> ◦ frustration level – less than 90% accuracy, or more than ten of every 100 words misread; student reads with neither accuracy nor fluency, and therefore his or her comprehension will be affected. • Prosody refers to the rhythmic and intonational aspect of language, which should be noticeable during oral reading. Prosody contributes to reading fluency and comprehension. <table border="1" data-bbox="111 1219 676 1377"> <thead> <tr> <th>Percentile</th> <th>Fall WCPM</th> <th>Midyear WCPM</th> <th>Spring WCPM</th> </tr> </thead> <tbody> <tr> <td>90</td> <td>145</td> <td>166</td> <td>180</td> </tr> <tr> <td>75</td> <td>119</td> <td>139</td> <td>152</td> </tr> <tr> <td>50</td> <td>94</td> <td>112</td> <td>123</td> </tr> </tbody> </table> <p>Hasbrouck, J.E., & Tindal, G.A., 2006</p> <ul style="list-style-type: none"> • The table above presents the results of research on oral reading fluency rates for students at the 	Percentile	Fall WCPM	Midyear WCPM	Spring WCPM	90	145	166	180	75	119	139	152	50	94	112	123		
Percentile	Fall WCPM	Midyear WCPM	Spring WCPM															
90	145	166	180															
75	119	139	152															
50	94	112	123															

- 4.5** The student will read and demonstrate comprehension of fictional texts, narrative nonfiction texts, and poetry.
- a) Explain the author’s purpose.
 - b) Describe how the choice of language, setting, characters, and information contributes to the author’s purpose.
 - c) Identify the main idea.
 - d) Summarize supporting details.
 - e) Identify the problem and solution.
 - f) Describe the relationship between text and previously read materials.
 - g) Identify sensory words.
 - h) Draw conclusions/make inferences about text.
 - i) Make, confirm, or revise predictions.
 - j) Identify cause and effect relationships.
 - k) Use reading strategies throughout the reading process to monitor comprehension.
 - l) Read with fluency and accuracy.

UNDERSTANDING THE STANDARD (Teacher Notes)	ESSENTIAL UNDERSTANDINGS	ESSENTIAL KNOWLEDGE, SKILLS, AND PROCESSES
<p>90th, 75th and 50th percentiles throughout the school year. These rates are reported as words correct per minute (WCPM) for fourth-grade students reading fourth-grade text:</p> <ul style="list-style-type: none"> • When fully developed, reading <i>fluency</i> refers to a level of accuracy and rate where decoding is relatively effortless; where oral reading is smooth and accurate with correct prosody; and where attention can be allocated to comprehension.* 		

* Wolf, M. & Katzir-Cohen, T. (2001). Reading fluency and its intervention. *Scientific Studies of Reading*. (Special Issue on Fluency. Editors: E. Kame’enui & D. Simmons). 5, p. 211-238.

- 4.6 The student will read and demonstrate comprehension of nonfiction texts.
- a) Use text structures, such as type, headings, and graphics, to predict and categorize information in both print and digital texts.
 - b) Formulate questions that might be answered in the selection.
 - c) Explain the author’s purpose.
 - d) Identify the main idea.
 - e) Summarize supporting details.
 - f) Draw conclusions and make simple inferences using textual information as support.
 - g) Distinguish between cause and effect.
 - h) Distinguish between fact and opinion.
 - i) Use prior knowledge and build additional background knowledge as context for new learning.
 - j) Identify new information gained from reading.
 - k) Use reading strategies throughout the reading process to monitor comprehension.
 - l) Read with fluency and accuracy.

UNDERSTANDING THE STANDARD (Teacher Notes)	ESSENTIAL UNDERSTANDINGS	ESSENTIAL KNOWLEDGE, SKILLS, AND PROCESSES
<ul style="list-style-type: none"> • The intent of this standard is that students will read and demonstrate comprehension of nonfiction texts across the curriculum, including age-appropriate materials that reflect the Virginia Standards of Learning in English, history and social science, science, and mathematics. • Students will demonstrate comprehension of a selection by using before-, during-, and after-reading strategies (e.g., using graphic organizers, question generation, and summarization). • <i>Before</i> reading, students use text structures to predict and categorize information. • <i>During</i> reading, students formulate questions and make and revise ongoing predictions and inferences, using given information. • <i>After</i> reading, students confirm or dismiss previous predictions and inferences. Students 	<p>All students should</p> <ul style="list-style-type: none"> • summarize key details of informational texts, connecting new information to prior knowledge. • identify and use text structures, such as headings, paragraphs, and format, to preview a text and make predictions in order to comprehend. • actively ask questions, visualize, make connections, and predict as they read. 	<p>To be successful with this standard, students are expected to</p> <ul style="list-style-type: none"> • use text features, such as special type styles (e.g., boldfaced, italics) and color, captions under pictures and graphics, and headings of sections and chapters, to predict and categorize information in both print and digital texts. • understand how written text and accompanying illustrations connect to convey meaning (e.g., charts, graphs, diagrams, timelines, animations). • generate questions to guide reading of text. • explain author’s purpose (e.g., to entertain, persuade, inform). • identify the main idea and supporting details within a selection summarizing the text by using tools such as graphic organizers, outlining, and notes. • combine information from various places in the text to draw a conclusion. • make simple inferences, using information from the text. • identify cause and effect relationships. • distinguish between fact and opinion.

- 4.6 The student will read and demonstrate comprehension of nonfiction texts.**
- a) Use text structures, such as type, headings, and graphics, to predict and categorize information in both print and digital texts.**
 - b) Formulate questions that might be answered in the selection.**
 - c) Explain the author’s purpose.**
 - d) Identify the main idea.**
 - e) Summarize supporting details.**
 - f) Draw conclusions and make simple inferences using textual information as support.**
 - g) Distinguish between cause and effect.**
 - h) Distinguish between fact and opinion.**
 - i) Use prior knowledge and build additional background knowledge as context for new learning.**
 - j) Identify new information gained from reading.**
 - k) Use reading strategies throughout the reading process to monitor comprehension.**
 - l) Read with fluency and accuracy.**

UNDERSTANDING THE STANDARD (Teacher Notes)	ESSENTIAL UNDERSTANDINGS	ESSENTIAL KNOWLEDGE, SKILLS, AND PROCESSES
<p>also summarize content by identifying important ideas and providing details.</p> <ul style="list-style-type: none"> • Teachers should provide opportunities for students to make connections between what they read in the selection and their prior knowledge. 		<ul style="list-style-type: none"> • apply prior knowledge to make predictions and to describe the relationship between content and previously learned concepts. • identify new information learned from reading. • read familiar text with fluency, accuracy, and expression. • become aware of when they do not understand (e.g., by reflecting upon and articulating what exactly is causing difficulty).

At the fourth-grade level, students will develop and build their writing skills by writing effective narratives and explanations. They will use the writing skills of selecting and narrowing a topic, developing a plan for writing, and organizing information into several paragraphs with a central idea and supporting details. The instructional focus will include an emphasis on written expression. Revising and editing for correct sentence formation, grammar, capitalization, punctuation, and spelling will continue to be important skills at this grade level. Students will also use available technology to write their narratives and explanations.

- 4.7 The student will write cohesively for a variety of purposes.
- a) Identify intended audience.
 - b) Focus on one aspect of a topic.
 - c) Use a variety of pre-writing strategies.
 - d) Organize writing to convey a central idea.
 - e) Recognize different modes of writing have different patterns of organization.
 - f) Write a clear topic sentence focusing on the main idea.
 - g) Write two or more related paragraphs on the same topic.
 - h) Use transition words for sentence variety.
 - i) Utilize elements of style, including word choice and sentence variation.
 - j) Revise writing for clarity of content using specific vocabulary and information.
 - k) Include supporting details that elaborate the main idea.

UNDERSTANDING THE STANDARD (Teacher Notes)	ESSENTIAL UNDERSTANDINGS	ESSENTIAL KNOWLEDGE, SKILLS, AND PROCESSES
<ul style="list-style-type: none"> • The intent of this standard is that students will apply their knowledge of a writing process and the domains of writing to write for a variety of purposes. • Two important modes for writing are: <ul style="list-style-type: none"> ◦ Informative/explanatory – students write informative/explanatory texts to examine a topic and convey ideas and information clearly. ◦ Narrative – students write narrative to develop real or imagined experiences or events using descriptive details, and clear event sequences. • The three domains of writing are <ul style="list-style-type: none"> ◦ composing – the structuring and elaborating a writer does to construct an effective message for readers (e.g., staying on topic; beginning, middle, and end); ◦ written expression – those features that show the writer purposefully shaping and controlling language to affect readers (e.g., specific vocabulary, descriptive words, tone/voice); and 	<p>All students should</p> <ul style="list-style-type: none"> • demonstrate the capacity to generate, focus, and organize ideas for writing. • revise the language, organization, and content of a piece of writing for a specific purpose. 	<p>To be successful with this standard, students are expected to</p> <ul style="list-style-type: none"> • apply knowledge of the writing domains of composing, written expression, and usage/mechanics. • produce clear and coherent writing in which the development and organization are appropriate to purpose and audience. • recognize different modes of writing have different patterns of organization <ul style="list-style-type: none"> ◦ informative/explanatory <ul style="list-style-type: none"> – clearly introduce a topic and group related information in paragraphs – use facts, definitions, opinions, quotations, details, or other examples and information to develop the topic – use specific vocabulary to inform and explain the topic; and – provide a concluding statement or section related to the topic ◦ narrative <ul style="list-style-type: none"> – organize an event sequence that unfolds naturally – use transition words and phrases for sentence variety and to manage the sequence of events – use specific vocabulary, words, and phrases to convey experiences and events – provide a conclusion

- 4.7 The student will write cohesively for a variety of purposes.**
- a) **Identify intended audience.**
 - b) **Focus on one aspect of a topic.**
 - c) **Use a variety of pre-writing strategies.**
 - d) **Organize writing to convey a central idea.**
 - e) **Recognize different modes of writing have different patterns of organization.**
 - f) **Write a clear topic sentence focusing on the main idea.**
 - g) **Write two or more related paragraphs on the same topic.**
 - h) **Use transition words for sentence variety.**
 - i) **Utilize elements of style, including word choice and sentence variation.**
 - j) **Revise writing for clarity of content using specific vocabulary and information.**
 - k) **Include supporting details that elaborate the main idea.**

UNDERSTANDING THE STANDARD (Teacher Notes)	ESSENTIAL UNDERSTANDINGS	ESSENTIAL KNOWLEDGE, SKILLS, AND PROCESSES
<ul style="list-style-type: none"> ◦ usage/mechanics – the features that cause written language to be acceptable and effective for standard discourse (e.g., spelling, punctuation, capitalization, grammar). • Transition words and phrases provide organization to student writing by improving the connections between thoughts. Categories of transitions include, but are not limited to: <ul style="list-style-type: none"> ◦ example (e.g., <i>that is, for example, in fact</i>) ◦ sequence (e.g., <i>then, next, finally</i>) ◦ time or location (e.g., <i>before, meanwhile, nearby</i>). • Students should have practice writing on demand, for shorter time frames, and over extended periods of time. 		<ul style="list-style-type: none"> • create a plan and organize thoughts to convey a central idea before writing. • use a variety of prewriting strategies (e.g., brainstorming, listing, free-writing, and using graphic organizers). • focus, organize, and elaborate to construct an effective cohesive message for the reader. • write a clear topic sentence focused on the main idea. • purposefully shape and control language to affect readers. • select specific information to guide readers more purposefully through the piece. • use specific vocabulary and vivid word choice. • write two or more related paragraphs on a topic. • use precise language and vocabulary to explain a topic. • link ideas within paragraphs using words and phrases (e.g., another, for example, since, also). • include sentences of various lengths and beginnings to create a pleasant, informal rhythm. • use available reference resources (e.g., dictionary and thesaurus) as aids to revising writing for clarity.

- 4.7 The student will write cohesively for a variety of purposes.**
- a) Identify intended audience.**
 - b) Focus on one aspect of a topic.**
 - c) Use a variety of pre-writing strategies.**
 - d) Organize writing to convey a central idea.**
 - e) Recognize different modes of writing have different patterns of organization.**
 - f) Write a clear topic sentence focusing on the main idea.**
 - g) Write two or more related paragraphs on the same topic.**
 - h) Use transition words for sentence variety.**
 - i) Utilize elements of style, including word choice and sentence variation.**
 - j) Revise writing for clarity of content using specific vocabulary and information.**
 - k) Include supporting details that elaborate the main idea.**

UNDERSTANDING THE STANDARD (Teacher Notes)	ESSENTIAL UNDERSTANDINGS	ESSENTIAL KNOWLEDGE, SKILLS, AND PROCESSES
		<ul style="list-style-type: none"> • use facts and details in sentences to elaborate the main idea. • use available technology to gather information and to aid in writing.

- 4.8 The student will edit writing for correct grammar, capitalization, spelling, punctuation, sentence structure, and paragraphing.**
- a) Use subject-verb agreement.
 - b) Include prepositional phrases.
 - c) Eliminate double negatives.
 - d) Use noun-pronoun agreement.
 - e) Use commas in series, dates, and addresses.
 - f) Incorporate adjectives and adverbs.
 - g) Use correct spelling for frequently used words, including common homophones.
 - h) Use singular possessives.

UNDERSTANDING THE STANDARD (Teacher Notes)	ESSENTIAL UNDERSTANDINGS	ESSENTIAL KNOWLEDGE, SKILLS, AND PROCESSES
<ul style="list-style-type: none"> • The intent of this standard is that students will understand and use the editing process. • Students will demonstrate command of the conventions of standard English grammar, capitalization, punctuation, and spelling in writing (e.g., correct capitalization, commas in series, correct spelling of frequently used words). 	<p>All students should</p> <ul style="list-style-type: none"> • understand that grammatically correct language and mechanics contribute to the meaning of writing. 	<p>To be successful with this standard, students are expected to</p> <ul style="list-style-type: none"> • apply knowledge of the writing domains of composing, written expression, and usage/mechanics. • use subject-verb agreement (singular nouns with singular verbs; plural nouns with plural verbs). • appropriately identify and use the following parts of a sentence in writing: subject, predicate, and prepositional phrase. • avoid the use of double negatives. • appropriately identify and use the following parts of speech: nouns, pronouns, verbs, adjectives, adverbs, and prepositions in their writing. • use noun/pronoun agreement (pronoun agrees in number and gender with its antecedent). • use reflexive pronouns (e.g., myself, ourselves). • use commas in series, dates, and addresses. • use adjectives and adverbs (use adverbs instead of adjectives where appropriate, (e.g., “He played <i>really</i> well.” instead of “He played <i>real</i> well.”). • use the correct spelling of frequently used words, including common homonyms/homophones (e.g., <i>threw/through</i>). • use singular possessives. • use a rubric to self-assess writing.

- 4.8** The student will edit writing for correct grammar, capitalization, spelling, punctuation, sentence structure, and paragraphing.
- a) Use subject-verb agreement.
 - b) Include prepositional phrases.
 - c) Eliminate double negatives.
 - d) Use noun-pronoun agreement.
 - e) Use commas in series, dates, and addresses.
 - f) Incorporate adjectives and adverbs.
 - g) Use correct spelling for frequently used words, including common homophones.
 - h) Use singular possessives.

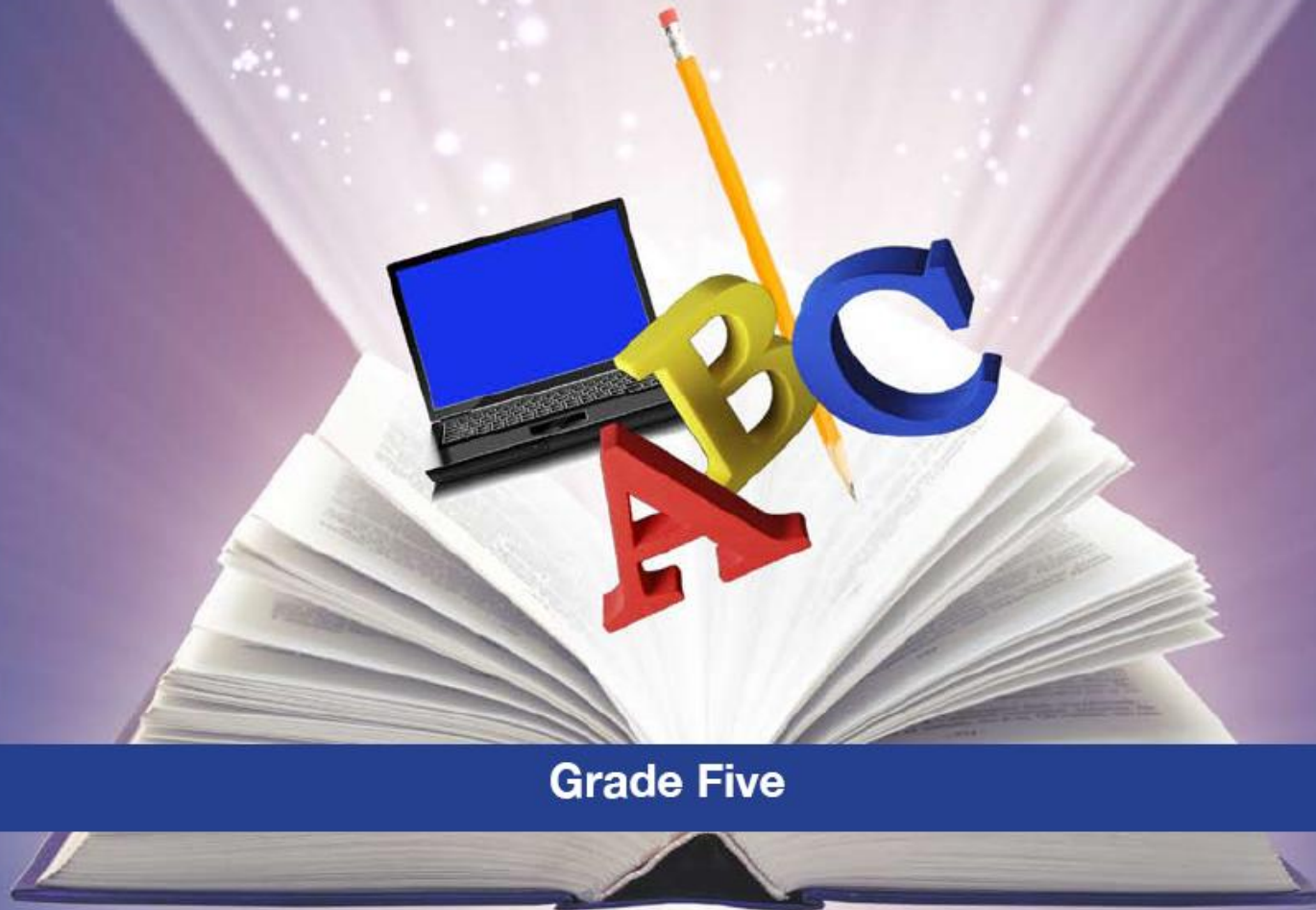
UNDERSTANDING THE STANDARD (Teacher Notes)	ESSENTIAL UNDERSTANDINGS	ESSENTIAL KNOWLEDGE, SKILLS, AND PROCESSES
		<ul style="list-style-type: none"> • use technology, including the Internet, to produce, edit and publish writing as well as to interact and collaborate with others.

At the fourth-grade level, students will conduct short research projects based on focused questions. Students will gather relevant information from sources and integrate the information while avoiding plagiarism.

- 4.9 The student will demonstrate comprehension of information resources to research a topic.**
- a) Construct questions about a topic.**
 - b) Collect information from multiple resources including online, print, and media.**
 - c) Use technology as a tool to organize, evaluate, and communicate information.**
 - d) Give credit to sources used in research.**
 - e) Understand the difference between plagiarism and using own words.**

UNDERSTANDING THE STANDARD (Teacher Notes)	ESSENTIAL UNDERSTANDINGS	ESSENTIAL KNOWLEDGE, SKILLS, AND PROCESSES
<ul style="list-style-type: none"> • The intent of this standard is that students will use information resources to locate information on a topic. • With assistance and support, students will collect information from multiple resources including online, print, and media. • After collecting needed information, students will learn to evaluate and synthesize the information to use in their oral reports or writings. • Plagiarism is using someone else's ideas or words without giving credit. 	<p>All students should</p> <ul style="list-style-type: none"> • understand how information is to be collected, analyzed, and organized as a part of the process of writing a short report. 	<p>To be successful with this standard, students are expected to</p> <ul style="list-style-type: none"> • formulate initial questions about a topic and seek information by identifying, locating, exploring, and effectively using a variety of sources of information. • recognize, organize, and record information pertinent to the topic and blend ideas accurately. • select and use appropriate references (e.g., atlases, almanacs, and encyclopedias), including electronic resources. • identify key terms to use in searching for information. • skim to find information related to a topic. • select information that is related to their topic. • evaluate and combine (synthesize) related information from two or more sources. • use available technology to gather, organize, evaluate, and communicate information. • give credit to sources used in research.

English Standards of Learning CURRICULUM FRAMEWORK 2010



Grade Five

Board of Education, Commonwealth of Virginia

At the fifth-grade level, students will continue to refine their oral-communication skills. They will further develop their ability as active listeners and as effective participants in large- and small-group activities. They will improve their skills in planning oral presentations and using grammatically correct language and specific vocabulary when delivering oral presentations, as well as including visual aids and appropriate gestures to enhance their delivery. Students will be able to summarize their presentations before delivery and summarize the presentations of others after listening to them.

- 5.1 The student will listen, draw conclusions, and share responses in subject-related group learning activities.**
- a) Participate in and contribute to discussions across content areas.**
 - b) Organize information to present in reports of group activities.**
 - c) Summarize information gathered in group activities.**
 - d) Communicate new ideas to others.**
 - e) Demonstrate the ability to collaborate with diverse teams.**
 - f) Demonstrate the ability to work independently.**

UNDERSTANDING THE STANDARD (Teacher Notes)	ESSENTIAL UNDERSTANDINGS	ESSENTIAL KNOWLEDGE, SKILLS, AND PROCESSES
<ul style="list-style-type: none"> • The intent of this standard is that students will continue to develop the skills necessary to participate in large- and small-group learning activities. • Students will be active participants in discussions across content areas. They will become able to assume the role of the speaker and the role of the listener. • Students will refine their organizational skills in preparing, presenting, and summarizing information gathered in group activities. • Students will also be able to summarize their own material prior to delivering a presentation. 	<p>All students should</p> <ul style="list-style-type: none"> • participate effectively in subject-related group learning activities. • use their organizational skills in preparing, presenting, and summarizing information gathered in group activities. • communicate and collaborate with diverse teams while maintaining the ability to work independently as necessary to accomplish assigned tasks. 	<p>To be successful with this standard, students are expected to</p> <ul style="list-style-type: none"> • participate in a range of discussions building on others' ideas and clearly expressing their own (e.g., one-on-one, in groups, teacher-led). • follow rules for discussions and assigned group roles. • participate as active listeners in group learning activities by: <ul style="list-style-type: none"> ◦ listening for main ideas; ◦ listening for sequence of ideas; and ◦ taking notes. • participate as informed contributors in subject-related group learning activities by: <ul style="list-style-type: none"> ◦ asking and answering questions at appropriate times; ◦ responding to specific questions by making comments that contribute to the discussion and elaborating on the remarks of others; ◦ communicating new ideas to others; ◦ clarifying confusing points; ◦ summarizing main ideas; ◦ organizing information from group discussion for presentation; ◦ preparing a prewriting tool (e.g., outline, web, or graphic organizer) for presentation prior to delivery; and ◦ summarizing a presentation orally prior to delivery. • exhibit the ability to collaborate with diverse teams. • demonstrate that they can work independently on group-related tasks.

5.2 The student will use effective verbal and nonverbal communication skills to deliver planned oral presentations.

- a) **Maintain eye contact with listeners.**
- b) **Use gestures to support, accentuate, and dramatize verbal message.**
- c) **Use facial expressions to support and dramatize verbal message.**
- d) **Use posture appropriate for communication setting.**
- e) **Determine appropriate content for audience.**
- f) **Organize content sequentially around major ideas.**
- g) **Summarize main points as they relate to main idea or supporting details.**
- h) **Incorporate visual media to support the presentation.**
- i) **Use language and style appropriate to the audience, topic, and purpose.**

UNDERSTANDING THE STANDARD (Teacher Notes)	ESSENTIAL UNDERSTANDINGS	ESSENTIAL KNOWLEDGE, SKILLS, AND PROCESSES
<ul style="list-style-type: none"> • The intent of this standard is that students will learn to plan and deliver oral presentations. • Students will enhance their oral presentations with appropriate body language, correct posture, and eye contact with listeners. • Students will begin to use dramatic gestures and facial expressions that are suitable to the content and the audience. 	<p>All students should</p> <ul style="list-style-type: none"> • understand how gestures, facial expressions, posture, and body language affect delivery of the message. • select and organize information when preparing for an oral presentation. • use visual aids when preparing for an oral presentation. 	<p>To be successful with this standard, students are expected to</p> <ul style="list-style-type: none"> • demonstrate appropriate eye contact with listeners. • use appropriate facial expressions and gestures to support, accentuate, or dramatize the message. • speak clearly at an understandable pace. • use acceptable posture according to the setting and the audience. • select information that develops the topic and is appropriate for the audience. • report on a topic or text sequencing ideas logically and using relevant facts and descriptive details to support main ideas or themes. • narrow the topic. • organize content sequentially and group together related information. • put information in order, providing an overview of the information at the beginning or a summary of the information at the end. • create and/or use visual aids in presentations when appropriate to enhance development of themes and/or main ideas (e.g., graphics, sound). • use grammatically correct language. • expand, combine, and reduce sentences for meaning, interest, and style. • use specific vocabulary and style to enhance oral presentations.

- 5.3 The student will learn how media messages are constructed and for what purposes.**
- a) Differentiate between auditory, visual, and written media messages.**
 - b) Identify the characteristics and effectiveness of a variety of media messages.**

UNDERSTANDING THE STANDARD (Teacher Notes)	ESSENTIAL UNDERSTANDINGS	ESSENTIAL KNOWLEDGE, SKILLS, AND PROCESSES
<ul style="list-style-type: none"> • The intent of this standard is that students will learn all media messages are constructed and that to understand the whole meaning of the message they can <i>deconstruct</i> it, looking at the following attributes: <ul style="list-style-type: none"> ◦ Authorship (Who constructed the message?) ◦ Format (This is not just the medium being used but also how the creators used specific elements for effect, i.e., color, sound, emphasis on certain words, amateur video, children’s voices.) ◦ Audience (Who is the person or persons meant to receive the message? How will different people <i>interpret</i> the message?) ◦ Content (This is not just the visible content but the <i>embedded</i> content as well which includes underlying assumptions of values or points of view; facts and opinions may be intermixed.) ◦ Purpose (Why is the message being sent—is it meant to persuade, inform, entertain, sell, or a combination of these?) • Auditory media can be heard (e.g., music, radio shows, podcasts). • Visual media can be viewed (e.g., television, video, Web-based materials, print ads). • Written media includes text (e.g., newspapers, magazines, books, blogs). 	<p>All students should</p> <ul style="list-style-type: none"> • understand media messages are constructed and students have the ability to deconstruct messages by looking at several attributes: authorship, format, audience, content, and purpose. • understand how to evaluate the effectiveness of a media message by examining the various attributes of messages. 	<p>To be successful with this standard, students are expected to</p> <ul style="list-style-type: none"> • access media messages and identify what types of media are used. • identify the attributes of a constructed message (i.e., authorship, format, audience, content, and purpose). • deconstruct several types of media messages by addressing the main question(s) raised by the media attributes. • create age-appropriate media messages (e.g., videos, podcasts, print advertisements) for evaluation, focusing on effectiveness of the message.

At the fifth-grade level, students will become increasingly independent readers of a variety of literary forms. Strategies such as word analysis and the use of context clues and word references will help students increase fluency as well as comprehension. They will begin to read text critically in order to examine implied relationships and understandings, recognize how character and plot are developed, and formulate and justify opinions about the text. They will organize the information they extract from the text and represent their understandings on charts, maps, and graphs.

- 5.4 The student will expand vocabulary when reading.
- a) Use context to clarify meaning of unfamiliar words and phrases.
 - b) Use context and sentence structure to determine meanings and differentiate among multiple meanings of words.
 - c) Use knowledge of roots, affixes, synonyms, antonyms, and homophones.
 - d) Identify an author's use of figurative language.
 - e) Use dictionary, glossary, thesaurus, and other word-reference materials.
 - f) Develop vocabulary by listening to and reading a variety of texts.
 - g) Study word meanings across content areas.

UNDERSTANDING THE STANDARD (Teacher Notes)	ESSENTIAL UNDERSTANDINGS	ESSENTIAL KNOWLEDGE, SKILLS, AND PROCESSES
<ul style="list-style-type: none"> • The intent of this standard is that students will continue to build vocabulary by applying their knowledge of word structure and context clues to determine the meanings of unfamiliar words. • Students will use combined knowledge of all letter-sound correspondences, syllabication patterns, roots, and affixes to read accurately multisyllabic words in context and out. • Students will build their knowledge of word origins by learning about Greek and Latin affixes. • Students will also use word-reference materials to learn new words. • Homophones are words that are pronounced the same and have different meanings regardless of their spelling (e.g., principle/principal, prince/prints). • An author may use a word or phrase <i>figuratively</i> for purposes of comparison, emphasis, or to provide clarity. Such language requires the reader to comprehend beyond the literal meaning of the text. 	<p>All students should</p> <ul style="list-style-type: none"> • apply knowledge of word structure and context clues to determine the meanings of unfamiliar words. 	<p>To be successful with this standard, students are expected to</p> <ul style="list-style-type: none"> • use context as a clue to infer the correct meanings of unfamiliar words and phrases. • use context and sentence structure to determine meanings and differentiate among multiple meanings of words. • apply knowledge of roots, affixes (prefixes and suffixes), synonyms, antonyms, and homophones. • begin to learn about Greek and Latin affixes. • understand that often a word can be divided into root word, prefix, and suffix in order to determine its pronunciation. • understand how a prefix changes the meaning of a root word. • identify when an author uses language figuratively. • use word references and context clues to determine which meaning is appropriate in a given situation. • identify the word-reference materials, such as a dictionary, glossary, or thesaurus, that is most likely to contain the information needed. • develop vocabulary by listening to and reading a variety of texts. • study cross-curricular vocabulary.

- 5.5 The student will read and demonstrate comprehension of fictional texts, narrative nonfiction, and poetry.**
- a) Describe the relationship between text and previously read materials.
 - b) Describe character development.
 - c) Describe the development of plot and explain the resolution of conflict(s).
 - d) Describe the characteristics of free verse, rhymed, and patterned poetry.
 - e) Describe how an author's choice of vocabulary contributes to the author's style.
 - f) Identify and ask questions that clarify various points of view.
 - g) Identify main idea.
 - h) Summarize supporting details from text.
 - i) Draw conclusions and make inferences from text.
 - j) Identify cause and effect relationships.
 - k) Make, confirm, or revise predictions.
 - l) Use reading strategies throughout the reading process to monitor comprehension.
 - m) Read with fluency and accuracy.

UNDERSTANDING THE STANDARD (Teacher Notes)	ESSENTIAL UNDERSTANDINGS	ESSENTIAL KNOWLEDGE, SKILLS, AND PROCESSES
<ul style="list-style-type: none"> • The intent of this standard is that students will continue to demonstrate comprehension of a selection by using before-, during-, and after-reading strategies. • Students will continue to read and comprehend fictional texts, narrative nonfiction texts, and poetry. • Narrative nonfiction is a retelling in story format about real people, animals, places or events. It contains facts and is usually in chronological order (e.g., autobiographies and biographies). • Students will become critical readers by analyzing point of view, word choice, plot, beginnings and endings, and character development. • Students will continue to further their knowledge of plot and character and their understanding of how each is developed in a literacy selection. 	<p>All students should</p> <ul style="list-style-type: none"> • choose from a variety of comprehension strategies. • read a variety of fictional texts, narrative nonfiction texts, and poetry. • describe character and plot development. 	<p>To be successful with this standard, students are expected to</p> <ul style="list-style-type: none"> • discuss the similarities and differences between a text and previously read materials (e.g., compare and contrast characters). • understand that characters are developed by: <ul style="list-style-type: none"> ◦ what is directly stated in the text; ◦ their speech and actions; and ◦ what other characters in the story say or think about them. • understand that some characters change during the story or poem and some characters stay the same. • understand that the main character has a conflict that usually gets resolved. • identify the conflict or problem of the plot. • understand that plot is developed through a series of events. • identify the events in sequence that lead to resolution of the conflict. • discuss why an author might have used particular words and phrases. • identify the characteristics of free verse (poetry with neither regular meter nor rhyme scheme), rhymed poetry, and patterned poetry.

- 5.5** The student will read and demonstrate comprehension of fictional texts, narrative nonfiction, and poetry.
- a) Describe the relationship between text and previously read materials.
 - b) Describe character development.
 - c) Describe the development of plot and explain the resolution of conflict(s).
 - d) Describe the characteristics of free verse, rhymed, and patterned poetry.
 - e) Describe how an author's choice of vocabulary contributes to the author's style.
 - f) Identify and ask questions that clarify various points of view.
 - g) Identify main idea.
 - h) Summarize supporting details from text.
 - i) Draw conclusions and make inferences from text.
 - j) Identify cause and effect relationships.
 - k) Make, confirm, or revise predictions.
 - l) Use reading strategies throughout the reading process to monitor comprehension.
 - m) Read with fluency and accuracy.

UNDERSTANDING THE STANDARD (Teacher Notes)	ESSENTIAL UNDERSTANDINGS	ESSENTIAL KNOWLEDGE, SKILLS, AND PROCESSES
<ul style="list-style-type: none"> • Students will then locate information in the text to support their predictions and conclusion. • To determine a student's functional reading level for a specific text consider these word accuracy rates from Virginia's Phonological Awareness Literacy Screening (PALS): <ul style="list-style-type: none"> ◦ independent level – 98-100% accuracy, or about two of every 100 words misread; student reads independently with little or no instructional support, and comprehension is strong. ◦ instructional level – 90-97% accuracy, or three to ten words of every 100 words misread; student reads with modest accuracy and variable fluency and comprehension should be closely monitored. ◦ frustration level – less than 90% accuracy, or more than ten of every 100 words misread; student reads with neither accuracy nor fluency, and therefore his or her comprehension will be affected. 		<ul style="list-style-type: none"> • describe how an author's choice of vocabulary contributes to the author's style. • identify and ask questions that clarify various points of view. • identify main idea or theme. • summarize supporting details from text. • draw conclusions/make inferences from text. • identify cause and effect relationships. • make, confirm, or revise predictions. • become aware of when they do not understand (e.g., by reflecting upon and articulating what exactly is causing difficulty). • read familiar text with fluency, accuracy, and expression to support comprehension. • recognize structural elements of poems (e.g., verse, rhythm) and drama (e.g., casts, dialogue).

- 5.5** The student will read and demonstrate comprehension of fictional texts, narrative nonfiction, and poetry.
- a) Describe the relationship between text and previously read materials.
 - b) Describe character development.
 - c) Describe the development of plot and explain the resolution of conflict(s).
 - d) Describe the characteristics of free verse, rhymed, and patterned poetry.
 - e) Describe how an author's choice of vocabulary contributes to the author's style.
 - f) Identify and ask questions that clarify various points of view.
 - g) Identify main idea.
 - h) Summarize supporting details from text.
 - i) Draw conclusions and make inferences from text.
 - j) Identify cause and effect relationships.
 - k) Make, confirm, or revise predictions.
 - l) Use reading strategies throughout the reading process to monitor comprehension.
 - m) Read with fluency and accuracy.

UNDERSTANDING THE STANDARD (Teacher Notes)	ESSENTIAL UNDERSTANDINGS	ESSENTIAL KNOWLEDGE, SKILLS, AND PROCESSES																
<ul style="list-style-type: none"> The table below presents the results of research on oral reading fluency rates for students at the 90th, 75th and 50th percentiles throughout the school year. These rates are reported as words correct per minute (WCPM) for fifth-grade students reading fifth-grade text: <table border="1" data-bbox="109 1042 676 1200"> <thead> <tr> <th>Percentile</th> <th>Fall WCPM</th> <th>Midyear WCPM</th> <th>Spring WCPM</th> </tr> </thead> <tbody> <tr> <td>90</td> <td>166</td> <td>182</td> <td>194</td> </tr> <tr> <td>75</td> <td>139</td> <td>156</td> <td>168</td> </tr> <tr> <td>50</td> <td>110</td> <td>127</td> <td>139</td> </tr> </tbody> </table> <p>Hasbrouck, J.E., & Tindal, G.A., 2006</p> <ul style="list-style-type: none"> When fully developed, reading <i>fluency</i> refers to a level of accuracy and rate where decoding is relatively effortless; where oral reading is smooth and accurate with correct prosody; and where attention can be allocated to comprehension.* 	Percentile	Fall WCPM	Midyear WCPM	Spring WCPM	90	166	182	194	75	139	156	168	50	110	127	139		
Percentile	Fall WCPM	Midyear WCPM	Spring WCPM															
90	166	182	194															
75	139	156	168															
50	110	127	139															

* Wolf, M. & Katzir-Cohen, T. (2001). Reading fluency and its intervention. *Scientific Studies of Reading*. (Special Issue on Fluency. Editors: E. Kame'enui & D. Simmons). 5, p. 211-238.

- 5.6 The student will read and demonstrate comprehension of nonfiction texts.**
- a) Use text organizers, such as type, headings, and graphics, to predict and categorize information in both print and digital texts.
 - b) Use prior knowledge and build additional background knowledge as context for new learning.
 - c) Skim materials to develop a general overview of content and to locate specific information.
 - d) Identify the main idea of nonfiction texts.
 - e) Summarize supporting details in nonfiction texts.
 - f) Identify structural patterns found in nonfiction.
 - g) Locate information to support opinions, predictions, and conclusions.
 - h) Identify cause and effect relationships following transition words signaling the pattern.
 - i) Differentiate between fact and opinion.
 - j) Identify, compare, and contrast relationships.
 - k) Identify new information gained from reading.
 - l) Use reading strategies throughout the reading process to monitor comprehension.
 - m) Read with fluency and accuracy.

UNDERSTANDING THE STANDARD (Teacher Notes)	ESSENTIAL UNDERSTANDINGS	ESSENTIAL KNOWLEDGE, SKILLS, AND PROCESSES
<ul style="list-style-type: none"> • The intent of this standard is that students will read and demonstrate comprehension of nonfiction texts across the curriculum, including age-appropriate materials that reflect the Virginia Standards of Learning in English, history and social science, science, and mathematics. • Students will demonstrate comprehension of a selection by using before-, during-, and after-reading strategies (e.g., using graphic organizers, question generation, and summarization). • <i>Before</i> reading, students will use text organizers to predict and categorize information. • <i>During</i> reading, students will formulate questions and make and revise ongoing predictions and inferences, using given information. • <i>After</i> reading, students will confirm or dismiss 	<p>All students should</p> <ul style="list-style-type: none"> • preview, pose questions, and make predictions before reading. • understand how the organizational patterns make the information easier to comprehend. • make connections between what they read in the selection and their prior knowledge. 	<p>To be successful with this standard, students are expected to</p> <ul style="list-style-type: none"> • use text features, such as type styles (e.g., boldfaced, italics) and color, captions under pictures and graphics, and headings of sections and chapters, to predict and categorize information in both print and digital texts. • apply prior knowledge to make predictions and build additional background knowledge as context for learning. • skim material from print and digital texts to develop a general overview or to locate specific information. • determine the main idea of a text and summarize supporting key details. • identify structural and organizational patterns such as cause and effect, comparison/contrast, problem/solution, and chronological order. • identify specific information in text that supports predictions. • form opinions and draw conclusions from the selection. • locate details to support opinions, predictions, and conclusions.

- 5.6 The student will read and demonstrate comprehension of nonfiction texts.**
- a) Use text organizers, such as type, headings, and graphics, to predict and categorize information in both print and digital texts.**
 - b) Use prior knowledge and build additional background knowledge as context for new learning.**
 - c) Skim materials to develop a general overview of content and to locate specific information.**
 - d) Identify the main idea of nonfiction texts.**
 - e) Summarize supporting details in nonfiction texts.**
 - f) Identify structural patterns found in nonfiction.**
 - g) Locate information to support opinions, predictions, and conclusions.**
 - h) Identify cause and effect relationships following transition words signaling the pattern.**
 - i) Differentiate between fact and opinion.**
 - j) Identify, compare, and contrast relationships.**
 - k) Identify new information gained from reading.**
 - l) Use reading strategies throughout the reading process to monitor comprehension.**
 - m) Read with fluency and accuracy.**

UNDERSTANDING THE STANDARD (Teacher Notes)	ESSENTIAL UNDERSTANDINGS	ESSENTIAL KNOWLEDGE, SKILLS, AND PROCESSES
<p>previous predictions and inferences. Students will also summarize content, identify important ideas, provide details, formulate opinions, and use writing to clarify their thinking (e.g., graphic organizers, responsive journaling).</p> <ul style="list-style-type: none"> • Interactions between reader and text will become more sophisticated and deliberate as students make inferences, formulate opinions, and write to clarify their thinking. • Prosody refers to the rhythmic and intonational aspect of language, which should be noticeable during oral reading. Prosody contributes to reading fluency and comprehension. 		<ul style="list-style-type: none"> • identify cause and effect relationships following transition words signaling the pattern. • distinguish between fact and opinion. • identify, compare, and contrast relationships between characters, events, and facts. • compare and contrast a firsthand and secondhand account of the same event or topic; describe the differences in focus and the information provided. • identify new information learned from reading. • become aware of when they do not understand (e.g., by reflecting upon and articulating what exactly is causing difficulty). • read familiar text with fluency, accuracy, and prosody.

At the fifth-grade level, students will continue to grow as writers as they write to describe, to inform, to entertain, to explain, and to persuade. They will spend more time on revising and editing their work as they gain greater understanding of written expression. Precise and descriptive vocabulary and varied sentence structure will become important tools for creating tone and voice within a text. Students will be expected to have greater control over the conventions of writing, including sentence formation, grammar, capitalization, spelling, and punctuation.

- 5.7 The student will write for a variety of purposes: to describe, to inform, to entertain, to explain, and to persuade.**
- a) Identify intended audience.**
 - b) Use a variety of prewriting strategies.**
 - c) Organize information to convey a central idea.**
 - d) Write a clear topic sentence focusing on the main idea.**
 - e) Write multiparagraph compositions.**
 - f) Use precise and descriptive vocabulary to create tone and voice.**
 - g) Vary sentence structure by using transition words.**
 - h) Revise for clarity of content using specific vocabulary and information.**
 - i) Include supporting details that elaborate the main idea.**

UNDERSTANDING THE STANDARD (Teacher Notes)	ESSENTIAL UNDERSTANDINGS	ESSENTIAL KNOWLEDGE, SKILLS, AND PROCESSES
<ul style="list-style-type: none"> • The intent of this standard is that students will continue to write as a method of communication and as a means of expressing themselves. • Students will organize their thoughts and choose appropriate vocabulary to convey their message effectively. • There will be a continued emphasis on the students' ability to shape and control language purposefully and to master the features of the composing and written expression domains. • Voice shows an author's personality, awareness of audience, and passion for his or her subject. It adds liveliness and energy to writing. • The three domains of writing are <ul style="list-style-type: none"> ◦ composing – the structuring and elaborating a writer does to construct an effective message for readers (e.g., staying on topic; beginning, middle, and end); ◦ written expression – those features that show the writer purposefully shaping and controlling language to affect readers (e.g., specific vocabulary, descriptive words, tone/voice); and ◦ usage/mechanics – the features that cause 	<p>All students should</p> <ul style="list-style-type: none"> • plan and organize information as they write for a variety of purposes: to describe, to inform, to entertain, to explain, and to persuade. • use precise, descriptive vocabulary and vary sentence structure as they revise for clarity. 	<p>To be successful with this standard, students are expected to</p> <ul style="list-style-type: none"> • apply knowledge of the writing domains of composing, written expression, and usage/mechanics. • produce a clear and coherent written piece in which the development and organization are appropriate to purpose and audience. • recognize different modes of writing have different patterns of organization <ul style="list-style-type: none"> ◦ informative/explanatory <ul style="list-style-type: none"> – clearly introduce a topic and group related information in paragraphs – use facts, definitions, opinions, quotations, details, or other examples and information to develop the topic – use specific vocabulary to inform and explain the topic; and – provide a concluding statement or section related to the topic ◦ narrative <ul style="list-style-type: none"> – organize an event sequence that unfolds naturally – use transition words and phrases for sentence variety and to manage the sequence of events – use specific vocabulary, words, and phrases to convey experiences and events – provide a conclusion ◦ persuasive <ul style="list-style-type: none"> – introduce the position – provide evidence to support the position

- 5.7 The student will write for a variety of purposes: to describe, to inform, to entertain, to explain, and to persuade.**
- a) **Identify intended audience.**
 - b) **Use a variety of prewriting strategies.**
 - c) **Organize information to convey a central idea.**
 - d) **Write a clear topic sentence focusing on the main idea.**
 - e) **Write multiparagraph compositions.**
 - f) **Use precise and descriptive vocabulary to create tone and voice.**
 - g) **Vary sentence structure by using transition words.**
 - h) **Revise for clarity of content using specific vocabulary and information.**
 - i) **Include supporting details that elaborate the main idea.**

UNDERSTANDING THE STANDARD (Teacher Notes)	ESSENTIAL UNDERSTANDINGS	ESSENTIAL KNOWLEDGE, SKILLS, AND PROCESSES
<p>written language to be acceptable and effective for standard discourse (e.g., spelling, punctuation, capitalization, grammar).</p> <ul style="list-style-type: none"> • Transition words and phrases provide organization to student writing by improving the connections between thoughts. Categories of transitions include, but are not limited to: <ul style="list-style-type: none"> ◦ example (e.g., <i>that is, for example, in fact</i>) ◦ sequence (e.g., <i>then, next, finally</i>) ◦ time or location (e.g., <i>before, meanwhile, nearby</i>) 		<ul style="list-style-type: none"> – provide points for the opposite side and argue against them – provide a conclusion. • create a plan, and organize thoughts before writing. • use a variety of prewriting strategies (e.g., brainstorming, listing, free-writing, and using graphic organizers). • focus, organize, and elaborate to construct an effective message for the reader. • write a clear topic sentence focusing on the main idea. • purposefully shape and control language to demonstrate an awareness of the intended audience. • select specific information to guide readers more purposefully through the piece. • write multiparagraph compositions focused on a topic, grouping related information in paragraphs and sections. • choose precise descriptive vocabulary and information to create tone and voice • develop and strengthen writing as needed, in consultation with peers or adults, by prewriting, drafting, revising, editing, or rewriting. • use narrative techniques, such as dialogue, description, and pacing, to develop experiences or characters.

- 5.7 The student will write for a variety of purposes: to describe, to inform, to entertain, to explain, and to persuade.**
- a) Identify intended audience.**
 - b) Use a variety of prewriting strategies.**
 - c) Organize information to convey a central idea.**
 - d) Write a clear topic sentence focusing on the main idea.**
 - e) Write multiparagraph compositions.**
 - f) Use precise and descriptive vocabulary to create tone and voice.**
 - g) Vary sentence structure by using transition words.**
 - h) Revise for clarity of content using specific vocabulary and information.**
 - i) Include supporting details that elaborate the main idea.**

UNDERSTANDING THE STANDARD (Teacher Notes)	ESSENTIAL UNDERSTANDINGS	ESSENTIAL KNOWLEDGE, SKILLS, AND PROCESSES
		<ul style="list-style-type: none"> • use precise language and content-specific vocabulary to inform about or explain a topic, to persuade, describe or entertain. • include sentences of various lengths and beginnings to create a pleasant, informal rhythm. • vary sentence structure by using transition words and phrases. • use precise language and phrases to develop writing (e.g., consequently, specifically, especially). • clarify writing when revising. • include supporting details that elaborate the main idea. • use available technology to gather information and to aid in writing.

- 5.8** The student will edit writing for correct grammar, capitalization, spelling, punctuation, sentence structure, and paragraphing.
- a) Use plural possessives.
 - b) Use adjective and adverb comparisons.
 - c) Identify and use interjections.
 - d) Use apostrophes in contractions and possessives.
 - e) Use quotation marks with dialogue.
 - f) Use commas to indicate interrupters.
 - g) Use a hyphen to divide words at the end of a line.
 - h) Edit for fragments and run-on sentences.
 - i) Eliminate double negatives.
 - j) Use correct spelling of commonly used words.
 - k) Identify and use conjunctions.

UNDERSTANDING THE STANDARD (Teacher Notes)	ESSENTIAL UNDERSTANDINGS	ESSENTIAL KNOWLEDGE, SKILLS, AND PROCESSES
<ul style="list-style-type: none"> • The intent of this standard is that students will understand and use the editing process. • Students will work to gain more control over the conventions of writing, including composing effective sentences with subject verb agreement, spelling, capitalization, and punctuation. • Students will effectively use the following parts of speech: nouns, pronouns, verbs, adjectives, adverbs, prepositions, and interjections. • Teachers should begin to encourage students to incorporate variety into sentences, by appropriate use of subordinate (dependent) clauses. • Students should have practice writing on demand, for shorter time frames, and over extended periods of time. 	<p>All students should</p> <ul style="list-style-type: none"> • understand that editing for correct sentence formation, grammar, capitalization, spelling, and punctuation makes the meaning of the writing clearer to the reader. • revise and edit drafts for improvement, using teacher assistance and peer collaboration. 	<p>To be successful with this standard, students are expected to</p> <ul style="list-style-type: none"> • punctuate correctly <ul style="list-style-type: none"> ◦ apostrophes in contractions (e.g., <i>isn't</i>), and possessives (e.g., <i>Jan's</i>); ◦ commas [e.g., items in a series, to set off the words <i>yes</i> and <i>no</i>; and to indicate direct address (e.g., <i>Is that you, Chloe?</i>)]; ◦ quotation marks with dialogue; and ◦ hyphens to divide words at the end of a line. • use underlining, quotation marks, or italics to indicate titles of works. • use adverb comparisons (e.g., <i>fast, faster, fastest</i>). • use adjective comparisons (e.g., <i>big, bigger, biggest</i>). • use adverbs instead of adjectives where appropriate, (e.g., “He played <i>really</i> well.” instead of “He played <i>real</i> well.”). • use a comma to separate coordinate adjectives (e.g., <i>It was a fascinating, enjoyable movie</i>). • use a comma to separate an introductory element from the rest of the sentence. • use plural possessives, (e.g., “<i>The books' covers</i> are torn.”). • identify and use interjections (e.g., “<i>Yikes, look at the size of that bug!</i>”).

- 5.8** The student will edit writing for correct grammar, capitalization, spelling, punctuation, sentence structure, and paragraphing.
- a) Use plural possessives.
 - b) Use adjective and adverb comparisons.
 - c) Identify and use interjections.
 - d) Use apostrophes in contractions and possessives.
 - e) Use quotation marks with dialogue.
 - f) Use commas to indicate interrupters.
 - g) Use a hyphen to divide words at the end of a line.
 - h) Edit for fragments and run-on sentences.
 - i) Eliminate double negatives.
 - j) Use correct spelling of commonly used words.
 - k) Identify and use conjunctions.

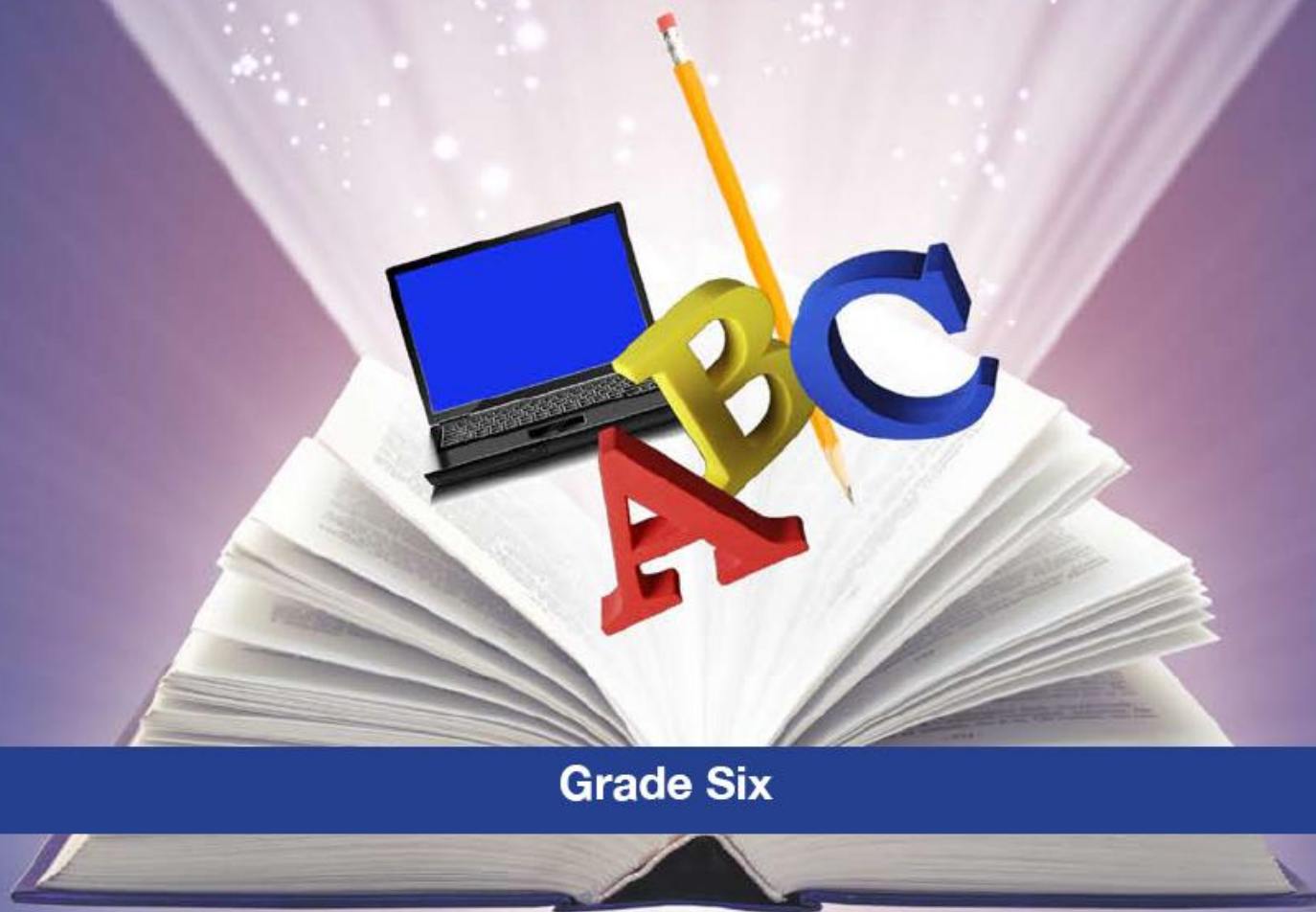
UNDERSTANDING THE STANDARD (Teacher Notes)	ESSENTIAL UNDERSTANDINGS	ESSENTIAL KNOWLEDGE, SKILLS, AND PROCESSES
		<ul style="list-style-type: none"> • form and use the perfect (e.g., <i>I had walked; I have walked; I will have walked</i>) verb tenses. • use verb tense to convey various times, sequences, states, and conditions. • avoid fragments. • avoid run-ons, (e.g., <i>"I opened the door, the dog went out."</i>). • eliminate double negatives. • use correct spelling of commonly used words. • identify and use conjunctions. • use technology, including the Internet, to produce, edit and publish writing as well as to interact and collaborate with others.

At the fifth-grade level, students will conduct short research projects based on focused questions. Students will gather relevant information from sources and integrate the information while avoiding plagiarism.

- 5.9 The student will find, evaluate, and select appropriate resources for a research product.**
- Construct questions about a topic.**
 - Collect information from multiple resources including online, print, and media.**
 - Use technology as a tool to research, organize, evaluate, and communicate information.**
 - Organize information presented on charts, maps, and graphs.**
 - Develop notes that include important concepts, summaries, and identification of information sources.**
 - Give credit to sources used in research.**
 - Define the meaning and consequences of plagiarism.**

UNDERSTANDING THE STANDARD (Teacher Notes)	ESSENTIAL UNDERSTANDINGS	ESSENTIAL KNOWLEDGE, SKILLS, AND PROCESSES
<ul style="list-style-type: none"> The intent of this standard is that students will use information resources to locate information on a topic. Students will collect information from multiple resources including online, print, and media. After collecting needed information, students will learn to evaluate and synthesize the information to use in their oral reports or writings. Students will need to give credit to the author, title, and date of a resource used in research. Plagiarism is using someone else's ideas or words without giving credit. 	<p>All students should</p> <ul style="list-style-type: none"> formulate initial questions about a topic and seek information by identifying, locating, exploring, and effectively using a variety of sources of information. recognize, organize, and record information pertinent to the topic and blend ideas accurately. give credit to sources used in research. 	<p>To be successful with this standard, students are expected to</p> <ul style="list-style-type: none"> use available technology to gather information and to aid in writing. conduct short research projects that use sources to build knowledge on a topic. formulate research questions based on a topic. select and use appropriate references (e.g., atlases, almanacs, and encyclopedias) including online, print, and media resources. use available technology and media to organize, evaluate, and communicate information (e.g., presentation software, digital media). identify key terms to use in searching for information. organize information presented on charts, maps, and graphs. skim to find information related to a topic. select information that is related to the topic at hand. evaluate and combine (synthesize) related information from two or more sources. develop notes that include important concepts, summaries, and identification of information sources. summarize or paraphrase information in notes and finished work. prevent plagiarism and its consequences by giving credit to authors when ideas and/or words are used in research. provide a list of sources including author, title, and date.

English Standards of Learning CURRICULUM FRAMEWORK 2010



Grade Six

Board of Education, Commonwealth of Virginia

At the sixth-grade level, students will participate in small group and classroom discussions. They will express personal opinions and come to understand not only differing points of view but also the differences between facts and opinions. Small-group analysis and self-analysis of the effectiveness of communication will be introduced. When students speak formally and informally in small groups or individual presentations, they will be expected to use grammatically correct English. In addition, students will understand the basic elements of media literacy.

- 6.1 The student will participate in and contribute to small-group activities.**
- a) **Communicate as leader and contributor.**
 - b) **Evaluate own contributions to discussions.**
 - c) **Summarize and evaluate group activities.**
 - d) **Analyze the effectiveness of participant interactions.**

UNDERSTANDING THE STANDARD (Teacher Notes)	ESSENTIAL UNDERSTANDINGS	ESSENTIAL KNOWLEDGE, SKILLS, AND PROCESSES
<ul style="list-style-type: none"> • The intent of this standard is that students will use oral language effectively. • Students will evaluate the effectiveness of the contributions of participants in a variety of roles in a discussion group. 	<p>All students should</p> <ul style="list-style-type: none"> • interact as both group leader and member. • use verbal and nonverbal feedback from the audience to evaluate their own contributions. • process and verbalize the content and impact of each participant's contribution to a discussion. 	<p>To be successful with this standard, students are expected to</p> <ul style="list-style-type: none"> • ensure that all group members participate in the exchange of information. • use strategies that contribute to the discussion. • receive and understand feedback from the others. • pose and respond to questions. • relate and retell information. • restate briefly and critically the main idea(s) or theme(s) discussed within a group. • use active listening to focus on what is said and what is implied. • summarize what is heard. • retain and rethink ideas based on what is heard. • infer and assimilate new ideas. • use a checklist and/or rubric to evaluate the participation of self and others.

- 6.2 The student will present, listen critically, and express opinions in oral presentations.**
- a) **Distinguish between fact and opinion.**
 - b) **Compare and contrast viewpoints.**
 - c) **Present a convincing argument.**
 - d) **Paraphrase and summarize what is heard.**
 - e) **Use language and vocabulary appropriate to audience, topic, and purpose.**

UNDERSTANDING THE STANDARD (Teacher Notes)	ESSENTIAL UNDERSTANDINGS	ESSENTIAL KNOWLEDGE, SKILLS, AND PROCESSES
<ul style="list-style-type: none"> • The intent of this standard is that students will refine and apply critical listening skills while participating in oral presentations as both the speaker and members of the audience. • Students will present convincing arguments and compare and contrast viewpoints. • Students will paraphrase and summarize what they have heard, using grammatically correct language and appropriate vocabulary. 	<p>All students should</p> <ul style="list-style-type: none"> • recognize that facts can be verified and that opinions cannot. • recognize that each member brings to the group a unique viewpoint reflective of his or her background. • paraphrase by putting into their own words what has been said by others. • paraphrase and summarize by restating the main points more succinctly than the original presentation. • organize a presentation. 	<p>To be successful with this standard, students are expected to</p> <ul style="list-style-type: none"> • take notes to record facts/opinions or differing viewpoints. • organize convincing arguments to include: <ul style="list-style-type: none"> ◦ facts; ◦ statistics; ◦ examples; and ◦ logical reasoning. • paraphrase or summarize what others have said. • plan and deliver an oral presentation, using the following steps: <ul style="list-style-type: none"> ◦ determine topic and purpose; ◦ identify the intended audience; ◦ gather information; ◦ organize the information; ◦ use multimedia to clarify presentation information; ◦ choose vocabulary appropriate to topic, purpose, and audience; ◦ phrase with grammatically correct language; and ◦ practice delivery. • use strategies for summarizing, such as the following: <ul style="list-style-type: none"> ◦ delete trivial and redundant information; ◦ substitute a general term for a list; and ◦ find or create a main idea statement.

- 6.3 The student will understand the elements of media literacy.**
- a) Compare and contrast auditory, visual, and written media messages.**
 - b) Identify the characteristics and effectiveness of a variety of media messages.**
 - c) Craft and publish audience-specific media messages.**

UNDERSTANDING THE STANDARD (Teacher Notes)	ESSENTIAL UNDERSTANDINGS	ESSENTIAL KNOWLEDGE, SKILLS, AND PROCESSES
<ul style="list-style-type: none"> • The intent of this standard is that students will be able to identify elements of media literacy recognizing that elements of media literacy are based on audience and purpose. They will also learn all media messages are constructed and that to understand the whole meaning of the message they can <i>deconstruct</i> it, looking at the following attributes: <ul style="list-style-type: none"> ◦ Authorship (Who constructed the message?) ◦ Format (This is not just the medium being used but also how the creators used specific elements for effect, i.e., color, sound, emphasis on certain words, amateur video, kids' voices.) ◦ Audience (Who is the person or persons meant to see the message? How will different people <i>see</i> the message?) ◦ Content (This is not just the visible content but the <i>embedded</i> content as well which includes underlying assumptions of values or points of view; facts and opinions may be intermixed.) ◦ Purpose (Why is the message being sent—is it meant to persuade, inform, entertain, sell, or a combination of these?) • Auditory media can be heard (e.g., music, radio shows, podcasts). 	<p>All students should</p> <ul style="list-style-type: none"> • recognize that a public service announcement (PSA) is an advertisement for the benefit of the public. The purpose of a public service announcement can be to raise awareness. (e.g., advertisements targeting tobacco cessation). • compare and contrast reading to, listening, or viewing an audio, video, or live version of the same text. • understand the effectiveness of any media message is determined by the results on the intended audience. For example, the <i>Don't Drink and Drive</i> campaign has been an effective campaign because the number of traffic accidents due to drunk driving has been reduced. 	<p>To be successful with this standard, students are expected to</p> <ul style="list-style-type: none"> • deconstruct and compare/contrast several types of media messages. • recognize production elements in media are composed based on audience and purpose. • create media messages, such as public service announcements aimed at a variety of audiences with different purposes. • integrate information presented in different media or formats (e.g., visually, quantitatively) as well as in words to develop a coherent understanding of a topic or issue. • identify the elements of a variety of media including layout, pictures, and text features in print media; camera shots, lighting, editing, and sound in TV, radio, and film. • access media message to compare and contrast information presented in different media and/or formats. • understand that three most common camera angles or shots are the close-up, long shot, and medium shot.

- 6.3 The student will understand the elements of media literacy.**
- a) **Compare and contrast auditory, visual, and written media messages.**
 - b) **Identify the characteristics and effectiveness of a variety of media messages.**
 - c) **Craft and publish audience-specific media messages.**

UNDERSTANDING THE STANDARD (Teacher Notes)	ESSENTIAL UNDERSTANDINGS	ESSENTIAL KNOWLEDGE, SKILLS, AND PROCESSES
<ul style="list-style-type: none"> • Visual media can be viewed (e.g., television, video, Web-based materials, print ads). • Written media includes text (e.g., newspapers, magazines, books, blogs). • There are a variety of camera angles, which can add perspective or point of view to what is being pictured. Sometimes the camera angle can greatly influence the audience. A close-up only shows part of a subject usually in great detail; a long shot often establishes the scene (car driving up to a hotel or an overview of a city); a medium shot shows the whole subject (a person, car etc.). 		

At the sixth-grade level, students will expand the study of roots and affixes as well as the use of context to develop independence in vocabulary acquisition. Figurative language will be introduced. Students will read independently and in groups for appreciation and comprehension of a variety of fiction, narrative nonfiction, nonfiction, and poetry. Both classic and recent works will be included. Students will apply critical reading and reasoning skills across the content areas, including history and social science, science, and mathematics. When selecting text, teachers will consider appropriateness of subject and theme, as well as text complexity.

- 6.4 The student will read and learn the meanings of unfamiliar words and phrases within authentic texts.**
- Identify word origins and derivations.**
 - Use roots, cognates, affixes, synonyms, and antonyms to expand vocabulary.**
 - Use context and sentence structure to determine meanings and differentiate among multiple meanings of words.**
 - Identify and analyze figurative language.**
 - Use word-reference materials.**
 - Extend general and specialized vocabulary through speaking, listening, reading, and writing.**

UNDERSTANDING THE STANDARD (Teacher Notes)	ESSENTIAL UNDERSTANDINGS	ESSENTIAL KNOWLEDGE, SKILLS, AND PROCESSES
<ul style="list-style-type: none"> The intent of this standard is that students will become independent learners of vocabulary. Teachers should choose vocabulary from context. Students will be exposed to prefixes, suffixes, roots, derivations, and inflections of polysyllabic words and understand that words with similar parts may be related to each other in meaning and origin. Teachers should use a study of cognates, words from the same linguistic family, to enhance vocabulary instruction. Cognates can occur within the same language or across languages— <i>night</i> (English), <i>nuit</i> (French), <i>Nacht</i> (German), <i>nacht</i> (Dutch), <i>nicht</i> (Scots), <i>natt</i> (Swedish, Norwegian), <i>nat</i> (Danish), <i>raat</i> (Urdu), <i>nátt</i> (Faroese), <i>nótt</i> (Icelandic), <i>noc</i> (Czech, Slovak, Polish). Figurative language will be introduced and, students will continue the use of context to help determine the meaning of unfamiliar words. Students will be introduced to word relationships and nuances in word meanings. Determine the meaning of words and phrases as they are used as figurative language. 	<p>All students should</p> <ul style="list-style-type: none"> use word structure to analyze and show relationships among words. use common, grade-appropriate Greek or Latin affixes and roots as clues to determine meanings of common English words. recognize that many words have multiple meanings and that context and dictionaries are both supportive in determining which meaning is most appropriate. recognize that figurative language enriches text. 	<p>To be successful with this standard, students are expected to</p> <ul style="list-style-type: none"> use common Greek or Latin affixes and roots as clues to the meaning of a word (e.g., aud – hearing, listening, or sound <i>audience</i>, <i>auditory</i>, <i>audible</i>). identify Latin and Greek roots of common English words as clues to the meaning. separate and recombine known word parts to predict the meaning of unfamiliar words, such as separating <i>poly</i> from <i>polygon</i> and <i>phone</i> from <i>telephone</i> to predict the meaning of <i>polyphony</i>. recognize common antonyms and synonyms. notice relationships among inflected words, such as <i>proceed</i> and <i>procession</i> or <i>internal</i> and <i>internalization</i>. use context (e.g., the overall meaning of a sentence or paragraph; a word’s function in a sentence) as a clue to the meaning. recognize word relationships, such as: <ul style="list-style-type: none"> synonyms – small: little; antonyms – up: down; object/action – ear: hear; source/product – tree: lumber; part/whole – paw: dog; and animal/habitat – bee: hive. use context clues to determine meanings of unfamiliar words in text, such as: <ul style="list-style-type: none"> examples; restatements; and contrast.

- 6.4** The student will read and learn the meanings of unfamiliar words and phrases within authentic texts.
- a) Identify word origins and derivations.
 - b) Use roots, cognates, affixes, synonyms, and antonyms to expand vocabulary.
 - c) Use context and sentence structure to determine meanings and differentiate among multiple meanings of words.
 - d) Identify and analyze figurative language.
 - e) Use word-reference materials.
 - f) Extend general and specialized vocabulary through speaking, listening, reading, and writing.

UNDERSTANDING THE STANDARD (Teacher Notes)	ESSENTIAL UNDERSTANDINGS	ESSENTIAL KNOWLEDGE, SKILLS, AND PROCESSES
<ul style="list-style-type: none"> • Students will develop independence with reference books to determine meaning, pronunciation, and origin of words. 		<ul style="list-style-type: none"> • identify figurative language in text, including: <ul style="list-style-type: none"> ◦ simile – figures of speech that use the words <i>like</i> or <i>as</i> to make comparisons; ◦ hyperbole – intentionally exaggerated figures of speech; and ◦ metaphor – a comparison equating two or more unlike things without using “like” or “as.” • consult word reference materials (e.g., dictionaries, glossaries, thesauruses, both print and online) to find the pronunciation of a word or determine or clarify its meaning. • determine or clarify the meaning of unknown and multiple-meaning words and phrases based on reading and content.

- 6.5** The student will read and demonstrate comprehension of a variety of fictional texts, narrative nonfiction, and poetry.
- a) Identify the elements of narrative structure, including setting, character, plot, conflict, and theme.
 - b) Make, confirm, and revise predictions.
 - c) Describe how word choice and imagery contribute to the meaning of a text.
 - d) Describe cause and effect relationships and their impact on plot.
 - e) Use prior and background knowledge as context for new learning.
 - f) Use information in the text to draw conclusions and make inferences.
 - g) Explain how character and plot development are used in a selection to support a central conflict or story line.
 - h) Identify the main idea.
 - i) Identify and summarize supporting details.
 - j) Identify and analyze the author's use of figurative language.
 - k) Identify transitional words and phrases that signal an author's organizational pattern.
 - l) Use reading strategies to monitor comprehension throughout the reading process.

UNDERSTANDING THE STANDARD (Teacher Notes)	ESSENTIAL UNDERSTANDINGS	ESSENTIAL KNOWLEDGE, SKILLS, AND PROCESSES
<ul style="list-style-type: none"> • The intent of this standard is that students will read at and beyond the literal level in a variety of genres, including fiction, narrative nonfiction, and poetry, and understand the structures and characteristics of stories and poems. • Teachers will model higher-order thinking processes with materials at the students' instructional reading level and move students gradually to collaborative and independent comprehension of age-appropriate materials at the independent reading level. • Students will become independent readers of age-appropriate text and will activate background knowledge and summarize or paraphrase text to demonstrate understanding. • Imagery is the use of words to recreate sensory impressions. Verbal imagery is most often visual, but imagery may also be words that recreate sound, smell, taste, or touch impressions. 	<p>All students should</p> <ul style="list-style-type: none"> • recognize an author's choice of words and images. • describe how the author uses keywords and images to craft a message and create characters. • analyze in detail how a key individual, event, or idea is introduced, illustrated, and elaborated in a text (e.g., through examples or anecdotes). • analyze how a text makes connections among and distinctions between individuals, ideas, or events (e.g., through comparisons or categories). 	<p>To be successful with this standard, students are expected to</p> <ul style="list-style-type: none"> • understand setting as time and place. • understand plot as: <ul style="list-style-type: none"> ◦ the development of the central conflict and resolution; ◦ the sequence of events in the story; and ◦ the writer's map for what happens, how it happens, to whom it happens, and when it happens. • understand that character traits are revealed by: <ul style="list-style-type: none"> ◦ what a character says; ◦ what a character thinks; ◦ what a character does; and ◦ how other characters respond to the character. • determine a central idea or theme of a fictional text and how it is developed through specific details. • understand internal and external conflicts in stories, including: <ul style="list-style-type: none"> ◦ internal conflicts within characters; ◦ external conflicts between characters; and ◦ changes in characters as a result of conflicts and resolutions in the plot. • describe how a fictional plot is often episodic, and how characters develop

- 6.5** The student will read and demonstrate comprehension of a variety of fictional texts, narrative nonfiction, and poetry.
- a) Identify the elements of narrative structure, including setting, character, plot, conflict, and theme.
 - b) Make, confirm, and revise predictions.
 - c) Describe how word choice and imagery contribute to the meaning of a text.
 - d) Describe cause and effect relationships and their impact on plot.
 - e) Use prior and background knowledge as context for new learning.
 - f) Use information in the text to draw conclusions and make inferences.
 - g) Explain how character and plot development are used in a selection to support a central conflict or story line.
 - h) Identify the main idea.
 - i) Identify and summarize supporting details.
 - j) Identify and analyze the author’s use of figurative language.
 - k) Identify transitional words and phrases that signal an author’s organizational pattern.
 - l) Use reading strategies to monitor comprehension throughout the reading process.

UNDERSTANDING THE STANDARD (Teacher Notes)	ESSENTIAL UNDERSTANDINGS	ESSENTIAL KNOWLEDGE, SKILLS, AND PROCESSES
<ul style="list-style-type: none"> • Students will use a variety of reading strategies such as text annotation, QAR (Question-Answer Relationship), thinking aloud, etc. 	<ul style="list-style-type: none"> • identify and define the elements of narrative structure. • understand that fiction includes a variety of genres, including short story, novel, and drama. • understand that narrative nonfiction includes biography, autobiography, and personal essay. • understand that poetry can be rhymed, unrhymed, and/or patterned. • differentiate between narrative and poetic forms. • understand that imagery and figurative language enrich texts. 	<p>as the plot moves toward a resolution.</p> <ul style="list-style-type: none"> • notice an author’s craft, including use of : <ul style="list-style-type: none"> ◦ language patterns; ◦ sentence variety; ◦ vocabulary; ◦ imagery; and ◦ figurative language. • recognize an author’s use of: <ul style="list-style-type: none"> ◦ simile – figures of speech that use the words <i>like</i> or <i>as</i> to make comparisons; ◦ hyperbole – intentionally exaggerated figures of speech; and ◦ metaphor – a figure of speech that makes a comparison equating two or more unlike things without using “like” or “as.” • recognize poetic forms, including: <ul style="list-style-type: none"> ◦ haiku – a 17-syllable, delicate, unrhymed Japanese verse, usually about nature; ◦ limerick – a 5-line, rhymed, rhythmic verse, usually humorous; ◦ ballad – a songlike narrative poem, usually featuring rhyme, rhythm, and refrain; and ◦ free verse – poetry with neither regular meter nor rhyme scheme.

- 6.5** The student will read and demonstrate comprehension of a variety of fictional texts, narrative nonfiction, and poetry.
- Identify the elements of narrative structure, including setting, character, plot, conflict, and theme.
 - Make, confirm, and revise predictions.
 - Describe how word choice and imagery contribute to the meaning of a text.
 - Describe cause and effect relationships and their impact on plot.
 - Use prior and background knowledge as context for new learning.
 - Use information in the text to draw conclusions and make inferences.
 - Explain how character and plot development are used in a selection to support a central conflict or story line.
 - Identify the main idea.
 - Identify and summarize supporting details.
 - Identify and analyze the author's use of figurative language.
 - Identify transitional words and phrases that signal an author's organizational pattern.
 - Use reading strategies to monitor comprehension throughout the reading process.

UNDERSTANDING THE STANDARD (Teacher Notes)	ESSENTIAL UNDERSTANDINGS	ESSENTIAL KNOWLEDGE, SKILLS, AND PROCESSES
	<ul style="list-style-type: none"> • recognize an author's craft as the purposeful choice of vocabulary, sentence formation, voice, and tone. • recognize an author's theme(s). • recognize that prior or background knowledge assists in making connections to the text. 	<ul style="list-style-type: none"> • recognize poetic elements in prose and poetry, including: <ul style="list-style-type: none"> ◦ rhyme – recurring identical or similar final word sounds within or at the ends of lines of verse, e.g., <i>farm/harm</i>; ◦ rhythm – the recurring pattern of strong and weak syllabic stresses; ◦ repetition – repeated use of sounds, words, or ideas for effect and emphasis; ◦ alliteration – repetition of initial sounds, e.g., <i>picked a peck of pickled peppers</i>; and ◦ onomatopoeia – the use of a word whose sound suggests its meaning, e.g., <i>buzz</i>. • recognize an author's tone including serious, humorous, objective, and personal. • use strategies for summarizing, such as graphic organizers. • use graphic organizers to record plot elements that illustrate cause and effect relationships and plot development. • use graphic organizers to record changes in characters as a result of incidents in the plot. • use graphic organizers to record clues in the text and inferences or conclusions made by the reader as a result of those clues.

- 6.5** The student will read and demonstrate comprehension of a variety of fictional texts, narrative nonfiction, and poetry.
- a) Identify the elements of narrative structure, including setting, character, plot, conflict, and theme.
 - b) Make, confirm, and revise predictions.
 - c) Describe how word choice and imagery contribute to the meaning of a text.
 - d) Describe cause and effect relationships and their impact on plot.
 - e) Use prior and background knowledge as context for new learning.
 - f) Use information in the text to draw conclusions and make inferences.
 - g) Explain how character and plot development are used in a selection to support a central conflict or story line.
 - h) Identify the main idea.
 - i) Identify and summarize supporting details.
 - j) Identify and analyze the author’s use of figurative language.
 - k) Identify transitional words and phrases that signal an author’s organizational pattern.
 - l) Use reading strategies to monitor comprehension throughout the reading process.

UNDERSTANDING THE STANDARD (Teacher Notes)	ESSENTIAL UNDERSTANDINGS	ESSENTIAL KNOWLEDGE, SKILLS, AND PROCESSES
		<ul style="list-style-type: none"> • analyze author’s use of figurative language. • identify how transitional words signal an author’s organization such as words indicating time, cause and effect, or indicating more information.

- 6.6** The student will read and demonstrate comprehension of a variety of nonfiction texts.
- a) Use text structures such as type, headings, and graphics to predict and categorize information in both print and digital texts.
 - b) Use prior knowledge and build additional background knowledge as context for new learning.
 - c) Identify questions to be answered.
 - d) Make, confirm, or revise predictions.
 - e) Draw conclusions and make inferences based on explicit and implied information.
 - f) Differentiate between fact and opinion.
 - g) Identify main idea.
 - h) Summarize supporting details.
 - i) Compare and contrast information about one topic, which may be contained in different selections.
 - j) Identify the author's organizational pattern.
 - k) Identify cause and effect relationships.
 - l) Use reading strategies to monitor comprehension throughout the reading process.

UNDERSTANDING THE STANDARD (Teacher Notes)	ESSENTIAL UNDERSTANDINGS	ESSENTIAL KNOWLEDGE, SKILLS, AND PROCESSES
<ul style="list-style-type: none"> • The intent of this standard is that students will read and comprehend at and beyond the literal level in a variety of nonfiction texts. • Teachers will model higher-order thinking processes with materials at the students' instructional reading level and move students gradually to collaborative and independent comprehension of age-appropriate materials at the independent reading level. • Students will become independent and knowledgeable about the use of libraries and technology for doing research. • Teachers will collaborate to help students apply reading skills in a variety of content texts. • Students will use a variety of reading strategies such as text annotation, QAR (Question-Answer Relationship), thinking aloud, etc. 	<p>All students should</p> <ul style="list-style-type: none"> • activate prior knowledge before reading. • be strategic before, during, and after reading. • recognize an author's patterns of organization. • recognize an author's use and clarification of technical vocabulary. • use graphic organizers to organize and summarize text. • read beyond the printed text to understand the message stated or implied by an author. • select appropriate sources of information based on the purpose for reading. 	<p>To be successful with this standard, students are expected to</p> <ul style="list-style-type: none"> • activate prior knowledge before reading by use of, but not limited to: <ul style="list-style-type: none"> ◦ small-group or whole-class discussion; ◦ anticipation guides; and ◦ preview of key vocabulary • pose questions prior to and during the reading process based on text structures, such as: <ul style="list-style-type: none"> ◦ boldface and/or italics type; ◦ type set in color; ◦ vocabulary; ◦ graphics or photographs; and ◦ headings and subheadings. • use specific and helpful clues in the context, including: <ul style="list-style-type: none"> ◦ definitions – which define words within the text; ◦ signal words – which alert readers that explanations or examples follow; ◦ direct explanations – which explain terms as they are introduced; ◦ synonyms – which provide a more commonly used term; ◦ antonyms – which contrast words with their opposites; and ◦ inferences – which imply meaning and help readers deduce

- 6.6** The student will read and demonstrate comprehension of a variety of nonfiction texts.
- a) Use text structures such as type, headings, and graphics to predict and categorize information in both print and digital texts.
 - b) Use prior knowledge and build additional background knowledge as context for new learning.
 - c) Identify questions to be answered.
 - d) Make, confirm, or revise predictions.
 - e) Draw conclusions and make inferences based on explicit and implied information.
 - f) Differentiate between fact and opinion.
 - g) Identify main idea.
 - h) Summarize supporting details.
 - i) Compare and contrast information about one topic, which may be contained in different selections.
 - j) Identify the author's organizational pattern.
 - k) Identify cause and effect relationships.
 - l) Use reading strategies to monitor comprehension throughout the reading process.

UNDERSTANDING THE STANDARD (Teacher Notes)	ESSENTIAL UNDERSTANDINGS	ESSENTIAL KNOWLEDGE, SKILLS, AND PROCESSES
	<ul style="list-style-type: none"> • use a variety of strategies, including context, structural analysis, and reference sources, for determining the meaning of unfamiliar and technical vocabulary. • read in order to gather, organize, and synthesize information for written and oral presentations. • recognize an author's purpose, including: <ul style="list-style-type: none"> ◦ to entertain; ◦ to inform; and ◦ to persuade. 	<p>meaning.</p> <ul style="list-style-type: none"> • give evidence from the text to support conclusions. • identify common patterns of organizing text including: <ul style="list-style-type: none"> ◦ chronological or sequential; ◦ comparison/contrast; ◦ cause and effect; ◦ problem-solution; and ◦ generalization or principle. • predict and then read to validate or revise the prediction(s). • identify clue words and phrases that help unlock meaning of unfamiliar and technical terms. • comprehend and record details and/or facts in order to arrive at a conclusion, inference, or generalization. • recognize that a fact is something that can be proven, while an opinion is a personal feeling. • determine a central idea of a text and recognize how details support that idea. • use graphic organizers to show similarities and differences in the

- 6.6** The student will read and demonstrate comprehension of a variety of nonfiction texts.
- a) Use text structures such as type, headings, and graphics to predict and categorize information in both print and digital texts.
 - b) Use prior knowledge and build additional background knowledge as context for new learning.
 - c) Identify questions to be answered.
 - d) Make, confirm, or revise predictions.
 - e) Draw conclusions and make inferences based on explicit and implied information.
 - f) Differentiate between fact and opinion.
 - g) Identify main idea.
 - h) Summarize supporting details.
 - i) Compare and contrast information about one topic, which may be contained in different selections.
 - j) Identify the author's organizational pattern.
 - k) Identify cause and effect relationships.
 - l) Use reading strategies to monitor comprehension throughout the reading process.

UNDERSTANDING THE STANDARD (Teacher Notes)	ESSENTIAL UNDERSTANDINGS	ESSENTIAL KNOWLEDGE, SKILLS, AND PROCESSES
		<p>information found in several sources about the same topic.</p> <ul style="list-style-type: none"> • use strategies and rules for summarizing, such as the following: <ul style="list-style-type: none"> ◦ delete trivia and redundancy; ◦ substitute a general term for a list; and ◦ find or create a main idea statement. • summarize the text without providing a personal opinion. • compare and contrast similar information across several texts.

At the sixth-grade level, students will plan, draft, revise, and edit narrative, descriptive, expository, and persuasive writing with attention to composition and written expression as well as sentence formation, usage, and mechanics. They will use writing as a tool for learning academic concepts as well as for expressive purposes. They will use technology as available and appropriate.

- 6.7 The student will write narration, description, exposition, and persuasion.**
- a) **Identify audience and purpose.**
 - b) **Use a variety of prewriting strategies including graphic organizers to generate and organize ideas.**
 - c) **Organize writing structure to fit mode or topic.**
 - d) **Establish a central idea and organization.**
 - e) **Compose a topic sentence or thesis statement if appropriate.**
 - f) **Write multiparagraph compositions with elaboration and unity.**
 - g) **Select vocabulary and information to enhance the central idea, tone, and voice.**
 - h) **Expand and embed ideas by using modifiers, standard coordination, and subordination in complete sentences.**
 - i) **Revise sentences for clarity of content including specific vocabulary and information.**
 - j) **Use computer technology to plan, draft, revise, edit, and publish writing.**

UNDERSTANDING THE STANDARD (Teacher Notes)	ESSENTIAL UNDERSTANDINGS	ESSENTIAL KNOWLEDGE, SKILLS, AND PROCESSES
<ul style="list-style-type: none"> • The intent of this standard is that students will demonstrate an awareness of audience and use a process for writing as they produce narrative, descriptive, expository, and persuasive pieces. • Teachers will focus direct instruction on all three domains of writing: <ul style="list-style-type: none"> ◦ composing – the structuring and elaborating a writer does to construct an effective message for readers; ◦ written expression – those features that show the writer purposefully shaping and controlling language to affect readers; and ◦ usage/mechanics – the features that cause written language to be acceptable and effective for standard discourse. • Students will apply a process for writing, including planning, drafting, revising, proofreading, editing, and publishing. • Good writing includes elaboration, i.e., use of descriptive details and examples, within sentences to give detail and depth to an idea and across paragraphs to continue the flow of an idea 	<p>All students should</p> <ul style="list-style-type: none"> • use prewriting strategies to select and narrow topics. • compose with attention to: <ul style="list-style-type: none"> ◦ central idea; ◦ unity; ◦ elaboration; and ◦ organization. • craft writing purposefully with attention to: <ul style="list-style-type: none"> ◦ deliberate word choice; ◦ precise information and vocabulary; ◦ sentence variety; and ◦ tone and voice. • elaborate writing to continue the flow from idea to idea without interruption. • use appropriate transitions to clarify the relationships among ideas and concepts. 	<p>To be successful with this standard, students are expected to</p> <ul style="list-style-type: none"> • develop real or imagined experiences or events using effective techniques, relevant descriptive details, and well-structured event sequences when writing narratives. • engage and orient the reader by establishing a context and introducing a narrator and/or characters; organize an event sequence that unfolds naturally and logically. • use narrative techniques, such as dialogue, pacing, and description, to develop experiences, events, and/or characters. • write informative/explanatory texts to examine a topic and convey ideas, concepts, and information. • write using strategies such as definition, classification comparison/contrast, and cause/effect. • include formatting (e.g., headings), graphics (e.g., charts, tables), and multimedia when appropriate. • develop the topic using relevant facts, definitions, details, quotations, and/or examples. • use transitional words or phrases to connect parts of sentences in

- 6.7 The student will write narration, description, exposition, and persuasion.**
- a) Identify audience and purpose.**
 - b) Use a variety of prewriting strategies including graphic organizers to generate and organize ideas.**
 - c) Organize writing structure to fit mode or topic.**
 - d) Establish a central idea and organization.**
 - e) Compose a topic sentence or thesis statement if appropriate.**
 - f) Write multiparagraph compositions with elaboration and unity.**
 - g) Select vocabulary and information to enhance the central idea, tone, and voice.**
 - h) Expand and embed ideas by using modifiers, standard coordination, and subordination in complete sentences.**
 - i) Revise sentences for clarity of content including specific vocabulary and information.**
 - j) Use computer technology to plan, draft, revise, edit, and publish writing.**

UNDERSTANDING THE STANDARD (Teacher Notes)	ESSENTIAL UNDERSTANDINGS	ESSENTIAL KNOWLEDGE, SKILLS, AND PROCESSES
<p>throughout a piece.</p> <ul style="list-style-type: none"> • Voice shows an author’s personality, awareness of audience, and passion for his or her subject. It adds liveliness and energy to writing. • Tone is used to express an author’s attitude toward the topic. • The writing process is nonlinear: returning to prewriting strategies or drafting at any point in the process may help the writer clarify and elaborate a drafted piece. • Students should have practice writing on demand, for shorter time frames, and over extended periods of time. 	<ul style="list-style-type: none"> • select vocabulary and tone with awareness of audience and purpose. • revise drafts for improvement, using teacher assistance, peer collaboration, and growing independence. • recognize that a thesis statement is not an announcement of the subject, but rather a unified, and specific statement. 	<p>order to:</p> <ul style="list-style-type: none"> ◦ show relationships between ideas; ◦ signal a shift or change in the writer’s thoughts; ◦ signal levels of importance; ◦ suggest a pattern of organization; and ◦ make sentences clearer. <ul style="list-style-type: none"> • establish and maintain a formal style of writing when appropriate. • provide an appropriate conclusion for the purpose and mode of writing. • identify audience and purpose for any piece of writing. • use selected prewriting techniques, such as: <ul style="list-style-type: none"> ◦ brainstorming; ◦ webbing; ◦ mapping; ◦ clustering; ◦ listing; ◦ organizing graphically; ◦ questioning; and ◦ outlining. • write using descriptive details.

- 6.7** The student will write narration, description, exposition, and persuasion.
- a) Identify audience and purpose.
 - b) Use a variety of prewriting strategies including graphic organizers to generate and organize ideas.
 - c) Organize writing structure to fit mode or topic.
 - d) Establish a central idea and organization.
 - e) Compose a topic sentence or thesis statement if appropriate.
 - f) Write multiparagraph compositions with elaboration and unity.
 - g) Select vocabulary and information to enhance the central idea, tone, and voice.
 - h) Expand and embed ideas by using modifiers, standard coordination, and subordination in complete sentences.
 - i) Revise sentences for clarity of content including specific vocabulary and information.
 - j) Use computer technology to plan, draft, revise, edit, and publish writing.

UNDERSTANDING THE STANDARD (Teacher Notes)	ESSENTIAL UNDERSTANDINGS	ESSENTIAL KNOWLEDGE, SKILLS, AND PROCESSES
		<ul style="list-style-type: none"> • elaborate to: <ul style="list-style-type: none"> ◦ give detail; ◦ add depth; and ◦ continue the flow of an idea. • write an effective thesis statement focusing, limiting, or narrowing the topic. • differentiate between a thesis statement and a topic sentence. • write more than one paragraph on any central theme or topic demonstrating elaboration, coherence, and unity. • incorporate variety into sentences, using appropriate: <ul style="list-style-type: none"> ◦ modifier – an adjective, an adverb, or a phrase or clause acting as an adjective or adverb; ◦ coordination – joining words, phrases, clauses, or sentences by using appropriate coordinating conjunctions; and ◦ subordination – establishing the relationship between an independent and a dependent clause by using appropriate subordinate conjunctions. • understand that revising to improve a draft includes: <ul style="list-style-type: none"> ◦ rereading; ◦ reflecting;

- 6.7** The student will write narration, description, exposition, and persuasion.
- a) Identify audience and purpose.
 - b) Use a variety of prewriting strategies including graphic organizers to generate and organize ideas.
 - c) Organize writing structure to fit mode or topic.
 - d) Establish a central idea and organization.
 - e) Compose a topic sentence or thesis statement if appropriate.
 - f) Write multiparagraph compositions with elaboration and unity.
 - g) Select vocabulary and information to enhance the central idea, tone, and voice.
 - h) Expand and embed ideas by using modifiers, standard coordination, and subordination in complete sentences.
 - i) Revise sentences for clarity of content including specific vocabulary and information.
 - j) Use computer technology to plan, draft, revise, edit, and publish writing.

UNDERSTANDING THE STANDARD (Teacher Notes)	ESSENTIAL UNDERSTANDINGS	ESSENTIAL KNOWLEDGE, SKILLS, AND PROCESSES
		<ul style="list-style-type: none"> ◦ rethinking; and ◦ rewriting. • use available computer technology to enhance the writing process.

- 6.8** The student will edit writing for correct grammar, capitalization, punctuation, spelling, sentence structure, and paragraphing.
- a) Use a variety of graphic organizers, including sentence diagrams, to analyze and improve sentence formation and paragraph structure.
 - b) Use subject-verb agreement with intervening phrases and clauses.
 - c) Use pronoun-antecedent agreement to include indefinite pronouns.
 - d) Maintain consistent verb tense across paragraphs.
 - e) Eliminate double negatives.
 - f) Use quotation marks with dialogue.
 - g) Choose adverbs to describe verbs, adjectives, and other adverbs.
 - h) Use correct spelling for frequently used words.

UNDERSTANDING THE STANDARD (Teacher Notes)	ESSENTIAL UNDERSTANDINGS	ESSENTIAL KNOWLEDGE, SKILLS, AND PROCESSES
<ul style="list-style-type: none"> • The intent of this standard is that students will understand and apply all the conventions of language learned at the elementary school level. • Students will maintain correct use of language to enhance writing and to avoid confusing or distracting the reader. • Students will understand that the conventions of correct language are an integral part of the writing process and their proper use is a courtesy to the reader. • Indefinite pronouns refer to a person(s) or thing(s) not specifically named and include <i>all, any, anyone, both, each, either, everybody, many, none, nothing</i>. • A diagram of a sentence is a tool used to increase the understanding of the structure of a sentence. 	<p>All students should</p> <ul style="list-style-type: none"> • proofread and edit drafts with teacher assistance, peer collaboration, and growing independence. • differentiate between subjects and objects when choosing pronouns. • understand that pronouns need to have recognizable antecedents that agree in number and gender. • use reference sources to differentiate among homophones and easily confused words, (e.g., <i>a lot/allot, effect/affect, bored/board</i>). • replace colloquial expressions with correct usage (e.g., <i>I could of rode my bike</i> becomes <i>I could have ridden my bike.</i>). 	<p>To be successful with this standard, students are expected to</p> <ul style="list-style-type: none"> • use complete sentences with appropriate punctuation. • avoid comma splices and fused sentences. • avoid using coordinating conjunctions at the beginning of a sentence (e.g., and, so). • diagram sentences with phrases and clauses. • use singular verbs with singular subjects and plural verbs with plural subjects (e.g., <i>The driver of the bus aware of children drives very carefully. The students in the class discuss many topics</i>). • use reference sources to select the correct spelling and usage of words such as <i>their, there, and they're</i>. • use first person pronouns appropriately in compound subjects and objects (e.g., <i>John and I went to the store. Mother gave presents to Jim and me.</i>). • recognize and correct vague pronouns (i.e., ones with unclear or ambiguous antecedents). • choose adjectives and adverbs appropriately (e.g., <i>He is a good student. He does really well in all his studies</i>). • capitalize language classes or classes followed by a number (e.g., French, Algebra II). • capitalize <i>mom</i> and <i>dad</i> only when those titles replace names or are used

- 6.8** The student will edit writing for correct grammar, capitalization, punctuation, spelling, sentence structure, and paragraphing.
- a) Use a variety of graphic organizers, including sentence diagrams, to analyze and improve sentence formation and paragraph structure.
 - b) Use subject-verb agreement with intervening phrases and clauses.
 - c) Use pronoun-antecedent agreement to include indefinite pronouns.
 - d) Maintain consistent verb tense across paragraphs.
 - e) Eliminate double negatives.
 - f) Use quotation marks with dialogue.
 - g) Choose adverbs to describe verbs, adjectives, and other adverbs.
 - h) Use correct spelling for frequently used words.

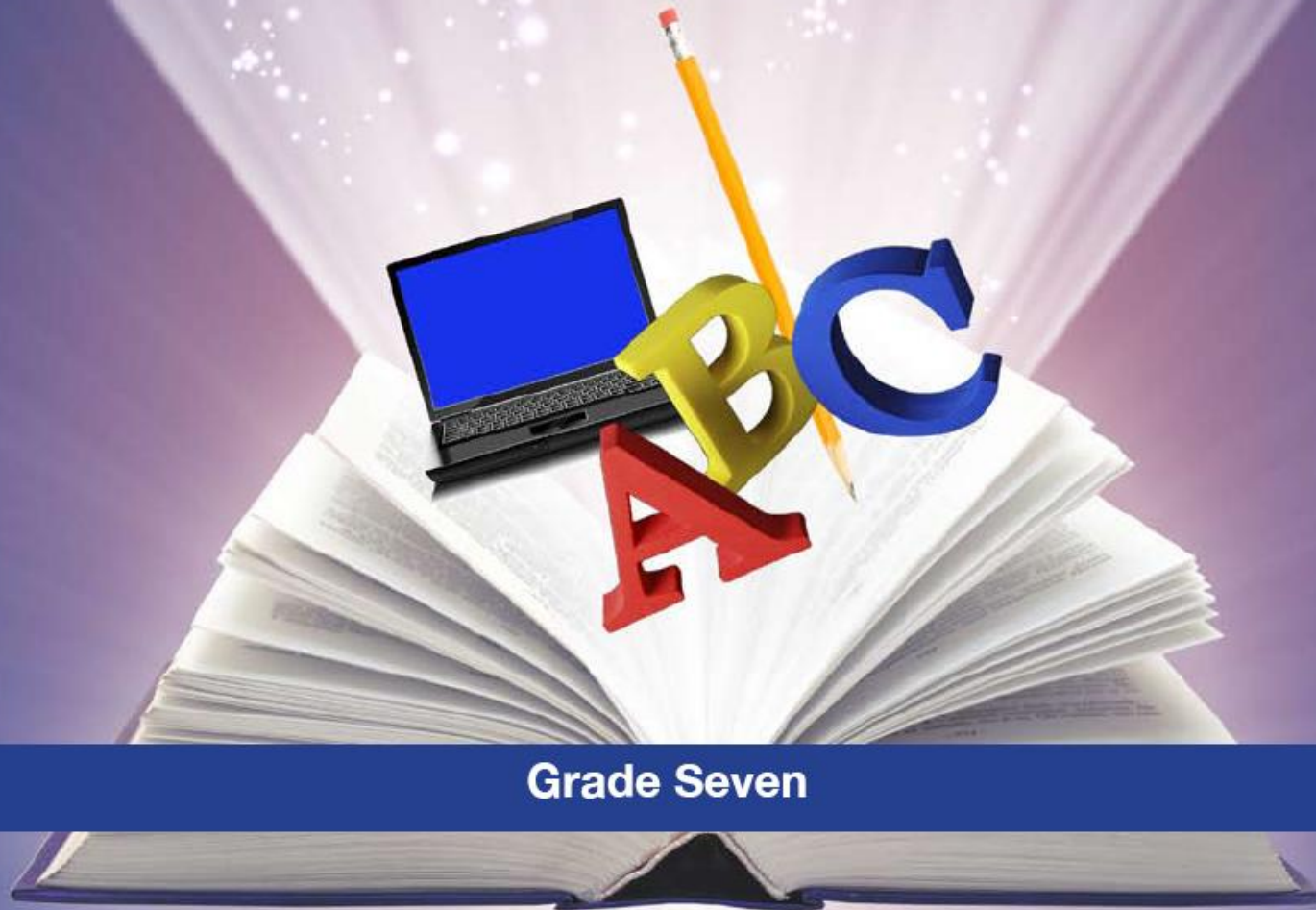
UNDERSTANDING THE STANDARD (Teacher Notes)	ESSENTIAL UNDERSTANDINGS	ESSENTIAL KNOWLEDGE, SKILLS, AND PROCESSES
		<p>as proper nouns (e.g., <i>My mom told me to go to bed, and I replied, "No, Mom, I don't want to."</i>).</p> <ul style="list-style-type: none"> • punctuate and format dialogue. • correctly use the apostrophe for contractions and possessives. • maintain a consistent verb tense within sentences and throughout and across paragraphs. • eliminate double negatives. • correctly use quotation marks in dialogue.

At the sixth-grade level, students will find, evaluate, and select appropriate resources for a research product. They will evaluate the validity and authenticity of texts, and they will use technology to research, organize, evaluate, and communicate information. In addition, they will learn to cite sources, define the meaning and consequences of plagiarism, and follow ethical and legal guidelines for gathering and using information.

- 6.9 The student will find, evaluate, and select appropriate resources for a research product.**
- a) Collect information from multiple sources including online, print, and media.**
 - b) Evaluate the validity and authenticity of texts.**
 - c) Use technology as a tool to research, organize, evaluate, and communicate information.**
 - d) Cite primary and secondary sources.**
 - e) Define the meaning and consequences of plagiarism and follow ethical and legal guidelines for gathering and using information.**

UNDERSTANDING THE STANDARD (Teacher Notes)	ESSENTIAL UNDERSTANDINGS	ESSENTIAL KNOWLEDGE, SKILLS, AND PROCESSES
<ul style="list-style-type: none"> • Students must realize in order to avoid plagiarism, credit must be given when using: another person’s idea, opinion, or theory; facts, statistics, graphs, drawings, etc., quotations of another person’s actual spoken or written words; or paraphrase of another person’s spoken or written words. • Teachers should assist students in determining the authenticity and validity of sources. • Teachers should make students aware of possible consequences of plagiarism. • Students will have the opportunity to practice writing over shorter time frames as well as for extended ones. 	<p>All students should</p> <ul style="list-style-type: none"> • understand that a primary source is an original document or a firsthand or eyewitness account of an event. • understand that a secondary source discusses information originally presented somewhere else. Secondary sources provide analysis, interpretation, or evaluation of the original information. 	<p>To be successful with this standard, students are expected to</p> <ul style="list-style-type: none"> • understand and use the online, print, and media references available in the classroom, school, and public libraries, including: <ul style="list-style-type: none"> ◦ general and specialized dictionaries; ◦ thesauruses and glossaries; ◦ general and specialized encyclopedias; ◦ directories; ◦ general and specialized (or subject-specific) databases; and ◦ Internet resources, as appropriate for school use. • evaluate the validity and authenticity of texts, using questions, such as: <ul style="list-style-type: none"> ◦ Does the source appear in a reputable publication? ◦ Is the source free from bias? ◦ Does the writer have something to gain from his opinion? ◦ Does the information contain facts for support? ◦ Is the same information found in more than one source? • prevent plagiarism and its consequences by giving credit to authors when idea and/or words are used in research. • differentiate between a primary and secondary source. • provide a list of sources using a standard form for documenting primary and secondary sources.

English Standards of Learning CURRICULUM FRAMEWORK 2010



Grade Seven

Board of Education, Commonwealth of Virginia

At the seventh-grade level, students will continue to develop oral communication skills and will become more aware of the effects of verbal and nonverbal behaviors in oral communications. Students will also demonstrate knowledge and understanding of persuasive/informative techniques used in media messages, including viewpoints expressed in nonprint media.

- 7.1 The student will participate in and contribute to conversations, group discussions, and oral presentations.**
- a) Communicate ideas and information orally in an organized and succinct manner.**
 - b) Ask probing questions to seek elaboration and clarification of ideas.**
 - c) Make statements to communicate agreement or tactful disagreement with others' ideas.**
 - d) Use language and style appropriate to audience, topic, and purpose.**
 - e) Use a variety of strategies to listen actively.**

UNDERSTANDING THE STANDARD (Teacher Notes)	ESSENTIAL UNDERSTANDINGS	ESSENTIAL KNOWLEDGE, SKILLS, AND PROCESSES
<ul style="list-style-type: none"> • The intent of this standard is that students will participate effectively in formal and informal classroom conversations and understand the requirements and uses of standard social conventions in conversations and presentations. • Students will express opinions forthrightly yet respectfully, demonstrating interest in and respect for the opinions of others. • Students will use grammatically correct language. • Teachers should model active listening strategies. 	<p>All students should</p> <ul style="list-style-type: none"> • understand and demonstrate appropriate audience behavior. • prepare and deliver oral presentations. • participate effectively in group discussions and presentations. • show awareness of audience, topic, and purpose. 	<p>To be successful with this standard, students are expected to</p> <ul style="list-style-type: none"> • contribute relevant ideas, opinions, and feelings in large and small diverse groups. • offer and seek summary statements of their own ideas and the ideas of others. • select vocabulary, tone, and style with audience and purpose in mind. • state points clearly and directly. • include multimedia in presentations. • maintain a focused discussion. • ask clarifying questions and respond appropriately to others' questions in order to encourage discussion, foster understanding, and bring the discussion back to the topic when needed. • provide feedback to other group members, acknowledge new insights expressed by others, and when justified, modify their own views. • use a variety of strategies to actively listen, including: <ul style="list-style-type: none"> ◦ give speaker undivided attention; ◦ use body language and gestures to show they are listening; ◦ provide feedback or paraphrase; ◦ allow the speaker to finish without interruptions; and ◦ respond appropriately.

- 7.2** The student will identify and demonstrate the relationship between a speaker’s verbal and nonverbal messages.
- a) Use verbal communication skills, such as word choice, pitch, feeling, tone, and voice appropriate for the intended audience.
 - b) Use nonverbal communication skills, such as eye contact, posture, and gestures to enhance verbal communication skills.
 - c) Compare/contrast a speaker’s verbal and nonverbal messages.

UNDERSTANDING THE STANDARD (Teacher Notes)	ESSENTIAL UNDERSTANDINGS	ESSENTIAL KNOWLEDGE, SKILLS, AND PROCESSES
<ul style="list-style-type: none"> • The intent of this standard is that students will use verbal and nonverbal communication to contribute to discussions. • Students will support other members of the group in making contributions in order to facilitate group interaction. 	<p>All students should</p> <ul style="list-style-type: none"> • exhibit confidence when speaking. • exhibit courtesy when listening. • use appropriate facial expressions, posture, and gestures to indicate active listening. 	<p>To be successful with this standard, students are expected to</p> <ul style="list-style-type: none"> • match vocabulary, tone, and volume to the audience, purpose, and topic of the message. • use proper posture and stance when speaking. • identify whether or not a nonverbal message complements the spoken message. • use appropriate facial expressions and gestures or motions to add to what is being said.

- 7.3 The student will understand the elements of media literacy.**
- Identify persuasive/informative techniques used in nonprint media including television, radio, video, and Internet.**
 - Distinguish between fact and opinion, and between evidence and inference.**
 - Describe how word choice and visual images convey a viewpoint.**
 - Compare and contrast the techniques in auditory, visual, and written media messages.**
 - Craft and publish audience-specific media messages.**

UNDERSTANDING THE STANDARD (Teacher Notes)	ESSENTIAL UNDERSTANDINGS	ESSENTIAL KNOWLEDGE, SKILLS, AND PROCESSES
<ul style="list-style-type: none"> • The intent of this standard is that students will identify and evaluate a variety of media elements and persuasive techniques used in the media. They will recognize that all media messages are constructed and that to understand the whole meaning of the message they can <i>deconstruct</i> it, looking at the following attributes: <ul style="list-style-type: none"> ◦ Authorship (Who constructed the message?) ◦ Format (This is not just the medium being used but also how the creators used specific elements for effect, i.e., color, sound, emphasis on certain words, amateur video, kids’ voices.) ◦ Audience (Who is the person or persons meant to receive the message? How will different people receive the message?) ◦ Content (This is not just the visible content but the embedded content as well, which includes underlying assumptions of values or points of view; facts and opinions may be intermixed.) ◦ Purpose (Why is the message being sent—is it meant to persuade, inform, entertain, sell, or a combination of these?) 	<p>All students should</p> <ul style="list-style-type: none"> • understand that facts can be verified and opinions cannot. • distinguish fact from opinion. • identify the effect of persuasive messages on the audience. • notice use of persuasive language and connotations to convey viewpoint. • recognize that each medium creates meaning differently using visual or verbal techniques. For example, a dissolving picture indicates the passing of time, as do transitional words and phrases in verbal presentations. • analyze a media text considering what techniques have been used and their purpose. 	<p>To be successful with this standard, students are expected to</p> <ul style="list-style-type: none"> • deconstruct and analyze the elements of a variety of media including layout, pictures, and text features in print media, and camera shots, lighting, editing and sound in TV, radio, and film. • recognize that production elements in media are composed based on audience and purpose to create specific effects. • identify persuasive techniques in the media including: <ul style="list-style-type: none"> ◦ name calling or innuendo – creating a negative attitude; hinting or implying; using loaded, emotional, or slanted language; ◦ glittering generalities or card stacking – telling only part of the truth; generalizing from a shred of evidence; ◦ bandwagon – creating a desire to join a large group satisfied with the idea; making one feel left out if not with the crowd; ◦ testimonials – using the declaration of a famous person or authoritative expert to give heightened credibility; ◦ appeal to prestige, snobbery, or plain folks – using a spokesperson who appeals to the audience: a well-known or appealing person the audience wants to emulate, a person like the audience members with whom they can identify, a person whose lifestyle appeals to the audience; and ◦ appeal to emotions – connecting with emotions: loyalty, pity, or fear; love of family, peace, or justice. • recognize and identify opinions in the media. • recognize and identify facts in the media. • recognize that evidence is fact and a valid inference is the interpretation of fact.

- 7.3 The student will understand the elements of media literacy.**
- a) Identify persuasive/informative techniques used in nonprint media including television, radio, video, and Internet.**
 - b) Distinguish between fact and opinion, and between evidence and inference.**
 - c) Describe how word choice and visual images convey a viewpoint.**
 - d) Compare and contrast the techniques in auditory, visual, and written media messages.**
 - e) Craft and publish audience-specific media messages.**

UNDERSTANDING THE STANDARD (Teacher Notes)	ESSENTIAL UNDERSTANDINGS	ESSENTIAL KNOWLEDGE, SKILLS, AND PROCESSES
<ul style="list-style-type: none"> • Auditory media can be heard (e.g., music, radio shows, podcasts). • Visual media can be viewed (e.g., television, video, Web-based materials, print ads). • Written media includes text (e.g., newspapers, magazines, books, blogs). • Students should recognize that media messages vary depending on the medium. A strictly auditory message is more dependent on sound than a visual message. Each message uses a variety of techniques. 		<ul style="list-style-type: none"> • recognize that the effectiveness of any media message is determined by the impact on the intended audience. For example, the <i>Don't Drink and Drive</i> campaign has been an effective campaign because the number of traffic accidents due to drunk driving has been reduced. • describe the effect on the audience of persuasive messages in the media. • identify effective word choice in the media. • identify and analyze a variety of viewpoints expressed in the media. • create and publish age-appropriate media messages, such as public service announcements aimed at a variety of audiences with different purposes; include multimedia components in presentations to emphasize points.

At the seventh-grade level, students will continue the study of roots and affixes for vocabulary development and continue to study figurative language. Connotations will be introduced. They will read and understand information from various sources including a variety of fiction, nonfiction, and poetry. They will continue to read for appreciation and comprehension in both classic and recent works. Students will apply critical reading and reasoning skills across the content areas, including history and social science, science, and mathematics. When selecting texts, teachers will consider appropriateness of subject and theme as well as text complexity.

- 7.4 The student will read to determine the meanings and pronunciations of unfamiliar words and phrases within authentic texts.**
- a) Identify word origins and derivations.**
 - b) Use roots, cognates, affixes, synonyms, and antonyms to expand vocabulary.**
 - c) Identify and analyze figurative language.**
 - d) Identify connotations.**
 - e) Use context and sentence structure to determine meanings and differentiate among multiple meanings of words.**
 - f) Extend general and specialized vocabulary through speaking, listening, reading, and writing.**

UNDERSTANDING THE STANDARD (Teacher Notes)	ESSENTIAL UNDERSTANDINGS	ESSENTIAL KNOWLEDGE, SKILLS, AND PROCESSES
<ul style="list-style-type: none"> • The intent of this standard is that students will become independent learners of vocabulary by choosing from a variety of strategies to determine or clarify the meaning of unknown and multiple-meaning words. • Students come to understand affixes, including prefixes and suffixes, roots, derivations, and inflections of polysyllabic words and understand that words with similar parts may be related to each other in meaning and origin. • Teachers should use a study of cognates, words from the same linguistic family, to enhance vocabulary instruction. Cognates can occur within the same language or across languages, e.g., <i>night</i> (English), <i>nuît</i> (French), <i>Nacht</i> (German), <i>nacht</i> (Dutch), <i>nicht</i> (Scots), <i>natt</i> (Swedish, Norwegian), <i>nat</i> (Danish), <i>raat</i> (Urdu), <i>nátt</i> (Faroese), <i>nótt</i> (Icelandic), <i>noc</i> (Czech, Slovak, Polish). • Students will continue the study of figurative language and use context to help determine the meaning of words. • Students will begin to notice connotations of words and use reference books and context to determine the nuances of connotative language. 	<p>All students should</p> <ul style="list-style-type: none"> • use word structure to analyze and find relationships among words. • recognize that figurative language and analogy enrich text. 	<p>To be successful with this standard, students are expected to</p> <ul style="list-style-type: none"> • use common Greek or Latin affixes and roots to predict the meaning of unfamiliar words and make connections with word families (e.g. –phobia, and –ology). • separate and recombine known word parts to predict the meaning of unfamiliar words, such as separating <i>dent</i> from <i>dentist</i> and <i>fric</i> from <i>friction</i> to predict the meaning of <i>dentifrice</i>. • use synonyms and antonyms to determine the meaning of unfamiliar words. • use the relationship between particular words (e.g., synonym/antonym, cause/effect, degree, etc.) to better understand words. • recognize that words have nuances of meaning (figurative, connotative, and technical), which help determine the appropriate meaning. • recognize, understand, and use figurative language including: <ul style="list-style-type: none"> ◦ simile – figure of speech that uses the words <i>like</i> or <i>as</i> to make comparisons; ◦ metaphor – figure of speech that makes a comparison equating two or more unlike things. ◦ personification – figure of speech that applies human characteristics to nonhuman objects; and ◦ hyperbole – intentionally exaggerated figure of speech. • distinguish among the connotations (associations) of words with similar denotations (definitions) (e.g., <i>refined</i>, <i>respectful</i>, <i>polite</i>, <i>diplomatic</i>, <i>condescending</i>), recognizing that some words have technical meanings

- 7.4** The student will read to determine the meanings and pronunciations of unfamiliar words and phrases within authentic texts.
- Identify word origins and derivations.
 - Use roots, cognates, affixes, synonyms, and antonyms to expand vocabulary.
 - Identify and analyze figurative language.
 - Identify connotations.
 - Use context and sentence structure to determine meanings and differentiate among multiple meanings of words.
 - Extend general and specialized vocabulary through speaking, listening, reading, and writing.

UNDERSTANDING THE STANDARD (Teacher Notes)	ESSENTIAL UNDERSTANDINGS	ESSENTIAL KNOWLEDGE, SKILLS, AND PROCESSES
		<p>based on context such as <i>stern</i>.</p> <ul style="list-style-type: none"> recognize that synonyms may have connotations (e.g., <i>elderly and mature</i>; <i>youthful and juvenile</i>). use context (e.g., the overall meaning of a sentence or paragraph; a word's position or function in a sentence) as a clue to the meaning of a word or phrase. consult word reference materials (e.g., dictionaries, glossaries, thesauruses), both print and digital to find the pronunciation of a word or determine/clarify meanings.

- 7.5** The student will read and demonstrate comprehension of a variety of fictional texts, narrative nonfiction, and poetry.
- a) Describe the elements of narrative structure including setting, character development, plot structure, theme, and conflict.
 - b) Compare and contrast various forms and genres of fictional text.
 - c) Identify conventional elements and characteristics of a variety of genres.
 - d) Describe the impact of word choice, imagery, and literary devices including figurative language.
 - e) Make, confirm, and revise predictions.
 - f) Use prior and background knowledge as a context for new learning.
 - g) Make inferences and draw conclusions based on the text.
 - h) Identify the main idea.
 - i) Summarize text relating supporting details.
 - j) Identify the author's organizational pattern.
 - k) Identify cause and effect relationships.
 - l) Use reading strategies to monitor comprehension throughout the reading process.

UNDERSTANDING THE STANDARD (Teacher Notes)	ESSENTIAL UNDERSTANDINGS	ESSENTIAL KNOWLEDGE, SKILLS, AND PROCESSES
<ul style="list-style-type: none"> • The intent of this standard is that students will begin to analyze text including fiction, narrative nonfiction, and poetry. • Students will understand the interrelationship of setting, plot, theme, style, and form and recognize how an author's craft makes an impact on readers. • Students will compare and contrast narrative and poetic forms and recognize poetic devices in prose and poetry. • Students will read at and beyond the literal level, including making inferences – making judgments or drawing conclusions based on what an author has implied. • The initiating event is the incident that introduces the central conflict in a story; it may have occurred before the opening of the story. • Voice shows an author's personality, awareness of audience, and passion for his or her subject. It 	<p>All students should</p> <ul style="list-style-type: none"> • recognize that authors make deliberate choices to create literary works. • understand that language has an impact on readers. • make inferences and draw conclusions based on information supplied by an author combined with the reader's own background knowledge. • use strategies and graphic organizers to summarize and analyze text. • analyze how a text makes connections among and distinctions between individuals, ideas, or events 	<p>To be successful with this standard, students are expected to</p> <ul style="list-style-type: none"> • recognize the elements of narrative structure including: <ul style="list-style-type: none"> ◦ setting – time, place, and duration; ◦ character(s); ◦ external conflicts, such as <ul style="list-style-type: none"> - individual vs. individual - individual vs. nature - individual vs. society - individual vs. supernatural - individual vs. technology ◦ internal conflict – individual vs. self; ◦ plot – development of the central conflict, including <ul style="list-style-type: none"> - initiating event - rising action - climax - falling action - resolution ◦ theme. • distinguish between narrative prose and poetic forms, including:

- 7.5** The student will read and demonstrate comprehension of a variety of fictional texts, narrative nonfiction, and poetry.
- a) Describe the elements of narrative structure including setting, character development, plot structure, theme, and conflict.
 - b) Compare and contrast various forms and genres of fictional text.
 - c) Identify conventional elements and characteristics of a variety of genres.
 - d) Describe the impact of word choice, imagery, and literary devices including figurative language.
 - e) Make, confirm, and revise predictions.
 - f) Use prior and background knowledge as a context for new learning.
 - g) Make inferences and draw conclusions based on the text.
 - h) Identify the main idea.
 - i) Summarize text relating supporting details.
 - j) Identify the author’s organizational pattern.
 - k) Identify cause and effect relationships.
 - l) Use reading strategies to monitor comprehension throughout the reading process.

UNDERSTANDING THE STANDARD (Teacher Notes)	ESSENTIAL UNDERSTANDINGS	ESSENTIAL KNOWLEDGE, SKILLS, AND PROCESSES
<p>adds liveliness and energy to writing.</p> <ul style="list-style-type: none"> • Mood refers to the emotional atmosphere produced by an author’s use of language. • Tone refers to an attitude a writer takes toward a subject. • Students will understand how authors use keywords and images to craft a message and establish tone. • Teachers will model higher-order thinking processes with materials at the students’ instructional reading level and move students gradually to collaborative and independent comprehension of age-appropriate materials at the independent reading level. • Students will use a variety of reading strategies such as text annotation, QAR (Question-Answer Relationship), thinking aloud, etc. 	<p>(e.g., through comparisons or categories).</p>	<ul style="list-style-type: none"> ◦ haiku – a 17-syllable, delicate, unrhymed Japanese verse, usually about nature; ◦ limerick – a 5-line, rhymed, rhythmic verse, usually humorous; ◦ ballad – a songlike narrative poem, usually featuring rhyme, rhythm, and refrain; ◦ free verse – poetry with neither regular meter nor rhyme scheme ◦ couplet – a pair of rhyming lines; and ◦ quatrain – a stanza containing four lines. • read, understand, and compare/contrast the characteristics and narrative structures of: <ul style="list-style-type: none"> ◦ short stories; ◦ novels (including historical fiction); ◦ folk literature; <ul style="list-style-type: none"> - tales - myths - legends - fables ◦ plays; and ◦ narrative nonfiction (including personal essays, biographies, and autobiographies).

- 7.5** The student will read and demonstrate comprehension of a variety of fictional texts, narrative nonfiction, and poetry.
- a) Describe the elements of narrative structure including setting, character development, plot structure, theme, and conflict.
 - b) Compare and contrast various forms and genres of fictional text.
 - c) Identify conventional elements and characteristics of a variety of genres.
 - d) Describe the impact of word choice, imagery, and literary devices including figurative language.
 - e) Make, confirm, and revise predictions.
 - f) Use prior and background knowledge as a context for new learning.
 - g) Make inferences and draw conclusions based on the text.
 - h) Identify the main idea.
 - i) Summarize text relating supporting details.
 - j) Identify the author's organizational pattern.
 - k) Identify cause and effect relationships.
 - l) Use reading strategies to monitor comprehension throughout the reading process.

UNDERSTANDING THE STANDARD (Teacher Notes)	ESSENTIAL UNDERSTANDINGS	ESSENTIAL KNOWLEDGE, SKILLS, AND PROCESSES
		<ul style="list-style-type: none"> • use graphic organizers to record important details for summarizing and drawing conclusions. • identify characterization as the way an author presents a character and reveals character traits by: <ul style="list-style-type: none"> ◦ what a character says; ◦ what a character thinks; ◦ what a character does; and ◦ how other characters respond to the character. • determine a theme or central idea of a text and analyze its development over the course of the text; provide an objective summary of the text. • analyze an author's choice and use of literary devices, including: <ul style="list-style-type: none"> ◦ foreshadowing – the use of clues to hint at coming events in a story; and ◦ irony – the contrast between expectation and reality; between what is said and what is meant; between what appears to be true and what really is true. • analyze elements of an author's style, including: <ul style="list-style-type: none"> ◦ word choice; ◦ sentence structure and language patterns;

- 7.5** The student will read and demonstrate comprehension of a variety of fictional texts, narrative nonfiction, and poetry.
- a) Describe the elements of narrative structure including setting, character development, plot structure, theme, and conflict.
 - b) Compare and contrast various forms and genres of fictional text.
 - c) Identify conventional elements and characteristics of a variety of genres.
 - d) Describe the impact of word choice, imagery, and literary devices including figurative language.
 - e) Make, confirm, and revise predictions.
 - f) Use prior and background knowledge as a context for new learning.
 - g) Make inferences and draw conclusions based on the text.
 - h) Identify the main idea.
 - i) Summarize text relating supporting details.
 - j) Identify the author's organizational pattern.
 - k) Identify cause and effect relationships.
 - l) Use reading strategies to monitor comprehension throughout the reading process.

UNDERSTANDING THE STANDARD (Teacher Notes)	ESSENTIAL UNDERSTANDINGS	ESSENTIAL KNOWLEDGE, SKILLS, AND PROCESSES
		<ul style="list-style-type: none"> ◦ imagery – the use of words to create sensory impressions — most often visual impressions but may be sound, smell, taste, or touch impressions; ◦ contrasting points of view; and ◦ figurative language – text enriched by word images and figures of speech. • define an author's tone including, but not limited to: serious, sarcastic, objective, humorous, disapproving, solemn, enthusiastic, and hostile. • recognize and analyze the impact of an author's choice of poetic devices, including: <ul style="list-style-type: none"> ◦ rhyme – recurring identical or similar final word sounds within or at the ends of lines of verse; ◦ rhythm – the recurring pattern of strong and weak syllabic stresses; ◦ meter – a fixed pattern of accented and unaccented syllables in lines of fixed length to create rhythm; ◦ repetition – repeated use of sounds, words, or ideas for effect and emphasis; ◦ alliteration – repetition of initial sounds, e.g., <i>picked a peck of pickled peppers</i>; and ◦ onomatopoeia – the use of a word whose sound suggests its meaning,

- 7.5** The student will read and demonstrate comprehension of a variety of fictional texts, narrative nonfiction, and poetry.
- a) Describe the elements of narrative structure including setting, character development, plot structure, theme, and conflict.
 - b) Compare and contrast various forms and genres of fictional text.
 - c) Identify conventional elements and characteristics of a variety of genres.
 - d) Describe the impact of word choice, imagery, and literary devices including figurative language.
 - e) Make, confirm, and revise predictions.
 - f) Use prior and background knowledge as a context for new learning.
 - g) Make inferences and draw conclusions based on the text.
 - h) Identify the main idea.
 - i) Summarize text relating supporting details.
 - j) Identify the author's organizational pattern.
 - k) Identify cause and effect relationships.
 - l) Use reading strategies to monitor comprehension throughout the reading process.

UNDERSTANDING THE STANDARD (Teacher Notes)	ESSENTIAL UNDERSTANDINGS	ESSENTIAL KNOWLEDGE, SKILLS, AND PROCESSES
		<p>e.g., <i>clatter</i>.</p> <ul style="list-style-type: none"> • explain how poetic devices of form, rhyme, rhythm, repetition, line structure, and punctuation convey the mood and meaning of a poem. • make predictions before, during, and after reading texts. • connect to prior knowledge of a subject. • visualize, and question a text while reading. • draw inferences. • synthesize information.

- 7.6 The student will read and demonstrate comprehension of a variety of nonfiction texts.**
- a) Use prior and background knowledge as a context for new learning.
 - b) Use text structures to aid comprehension.
 - c) Identify an author’s organizational pattern using textual clues, such as transitional words and phrases.
 - d) Draw conclusions and make inferences on explicit and implied information.
 - e) Differentiate between fact and opinion.
 - f) Identify the source, viewpoint, and purpose of texts.
 - g) Describe how word choice and language structure convey an author’s viewpoint.
 - h) Identify the main idea.
 - i) Summarize text identifying supporting details.
 - j) Identify cause and effect relationships.
 - k) Organize and synthesize information for use in written formats.
 - l) Use reading strategies to monitor comprehension throughout the reading process.

UNDERSTANDING THE STANDARD (Teacher Notes)	ESSENTIAL UNDERSTANDINGS	ESSENTIAL KNOWLEDGE, SKILLS, AND PROCESSES
<ul style="list-style-type: none"> • The intent of this standard is that students will read and comprehend at and beyond the literal level in a variety of nonfiction texts. • Students will use and understand the internal and external text structures common to textbooks and other nonfiction text. • An author’s viewpoint refers to his or her bias or subjectivity toward the subject. In general, a viewpoint can be positive or negative. • Teachers will model the higher-order thinking processes with materials at the students’ instructional reading level and move students gradually to collaborative and independent comprehension of age-appropriate materials at the independent reading level. • Students will work collaboratively and with teacher support to move toward higher-order thinking with instructional level materials. • Synthesis involves higher-order thinking and is 	<p>All students should</p> <ul style="list-style-type: none"> • use the reading process to activate prior knowledge, predict, question, clarify, infer, organize, compare, summarize, and synthesize. • choose graphic organizers based on the internal text structure most prevalent in the text in order to track key points and summarize the text. • recognize an author’s purpose: <ul style="list-style-type: none"> ◦ to entertain; ◦ to inform; and ◦ to persuade. • notice use of connotations and persuasive language to convey viewpoint. 	<p>To be successful with this standard, students are expected to</p> <ul style="list-style-type: none"> • activate prior knowledge before reading by use of, but not limited to: <ul style="list-style-type: none"> ◦ small-group or whole-class discussion; ◦ anticipation guides; and ◦ preview of key vocabulary. • use textual features to make predictions and enhance comprehension, including: <ul style="list-style-type: none"> ◦ boldface and/or italics type; ◦ type set in color; ◦ underlining; ◦ indentation; ◦ sidebars; ◦ illustrations, graphics, and photographs; ◦ headings and subheadings; and ◦ footnotes and annotations. • recognize organizational pattern to enhance comprehension, including: <ul style="list-style-type: none"> ◦ cause and effect; ◦ comparison/contrast; ◦ enumeration or listing;

- 7.6 The student will read and demonstrate comprehension of a variety of nonfiction texts.**
- a) Use prior and background knowledge as a context for new learning.
 - b) Use text structures to aid comprehension.
 - c) Identify an author’s organizational pattern using textual clues, such as transitional words and phrases.
 - d) Draw conclusions and make inferences on explicit and implied information.
 - e) Differentiate between fact and opinion.
 - f) Identify the source, viewpoint, and purpose of texts.
 - g) Describe how word choice and language structure convey an author’s viewpoint.
 - h) Identify the main idea.
 - i) Summarize text identifying supporting details.
 - j) Identify cause and effect relationships.
 - k) Organize and synthesize information for use in written formats.
 - l) Use reading strategies to monitor comprehension throughout the reading process.

UNDERSTANDING THE STANDARD (Teacher Notes)	ESSENTIAL UNDERSTANDINGS	ESSENTIAL KNOWLEDGE, SKILLS, AND PROCESSES
<p>a result of forming either a concrete or abstract whole from the logical relation of parts.</p> <ul style="list-style-type: none"> • Students will use a variety of reading strategies such as text annotation, QAR (Question-Answer Relationship), thinking aloud, etc. 	<ul style="list-style-type: none"> • make inferences, which imply meaning, and draw conclusions based on both explicit and implied information. • distinguish between a fact, which can be verified, and an opinion, which cannot. 	<ul style="list-style-type: none"> ◦ sequential or chronological; ◦ concept/definition; ◦ generalization; and ◦ process. • recognize transitional words and phrases authors use to signal organizational patterns, including, but not limited to: <ul style="list-style-type: none"> ◦ <i>as a result of, consequently</i> for cause and effect; ◦ <i>similarly, on the other hand</i> for comparison/contrast; ◦ <i>first, three</i> for enumeration or listing; ◦ <i>today, meanwhile</i> for sequential or chronological; ◦ <i>refers to, thus</i> for concept/definition; ◦ <i>always, in fact</i> for generalization; and ◦ <i>begins with, in order to</i> for process. • determine two or more central ideas in a text and analyze their development over the course of the text. • provide an objective summary of the text by recording the development of the central ideas. • analyze how two or more authors writing about the same topic shape their presentations or viewpoints of key information using facts, opinions, and

- 7.6** The student will read and demonstrate comprehension of a variety of nonfiction texts.
- a) Use prior and background knowledge as a context for new learning.
 - b) Use text structures to aid comprehension.
 - c) Identify an author’s organizational pattern using textual clues, such as transitional words and phrases.
 - d) Draw conclusions and make inferences on explicit and implied information.
 - e) Differentiate between fact and opinion.
 - f) Identify the source, viewpoint, and purpose of texts.
 - g) Describe how word choice and language structure convey an author’s viewpoint.
 - h) Identify the main idea.
 - i) Summarize text identifying supporting details.
 - j) Identify cause and effect relationships.
 - k) Organize and synthesize information for use in written formats.
 - l) Use reading strategies to monitor comprehension throughout the reading process.

UNDERSTANDING THE STANDARD (Teacher Notes)	ESSENTIAL UNDERSTANDINGS	ESSENTIAL KNOWLEDGE, SKILLS, AND PROCESSES
		reasoning.

At the seventh-grade level, students will plan, draft, revise, and edit expository as well as narrative and persuasive pieces with attention to composition and written expression. Students will achieve greater independence with sentence formation, usage, and mechanics and understand that the conventions of language help convey the message from the writer to the reader. Students will use writing for expressive purposes and as a tool for learning academic concepts. They will use available and appropriate technology.

- 7.7 The student will write in a variety of forms with an emphasis on exposition, narration, and persuasion.**
- a) **Identify intended audience.**
 - b) **Use a variety of prewriting strategies including graphic organizers to generate and organize ideas.**
 - c) **Organize writing structure to fit mode or topic.**
 - d) **Establish a central idea and organization.**
 - e) **Compose a topic sentence or thesis statement.**
 - f) **Write multiparagraph compositions with unity elaborating the central idea.**
 - g) **Select vocabulary and information to enhance the central idea, tone, and voice.**
 - h) **Expand and embed ideas by using modifiers, standard coordination, and subordination in complete sentences.**
 - i) **Use clauses and phrases for sentence variety.**
 - j) **Revise sentences for clarity of content including specific vocabulary and information.**
 - k) **Use computer technology to plan, draft, revise, edit, and publish writing.**

UNDERSTANDING THE STANDARD (Teacher Notes)	ESSENTIAL UNDERSTANDINGS	ESSENTIAL KNOWLEDGE, SKILLS, AND PROCESSES
<ul style="list-style-type: none"> • The intent of this standard is that students will become independent and proficient in composing a variety of types of writing. • Teachers will focus direct instruction on all three domains of writing: <ul style="list-style-type: none"> ◦ composing – the structuring and elaborating a writer does to construct an effective message for readers; ◦ written expression – those features that show the writer purposefully shaping and controlling language to affect readers; and ◦ usage/mechanics – the features that cause written language to be acceptable and effective for standard discourse. • Students will gradually assume responsibility for revising, proofreading, and editing their own writing. • Elaboration can occur by using descriptive details and examples within a sentence to give detail and depth to an idea, or from paragraph 	<p>All students should</p> <ul style="list-style-type: none"> • use a process for writing, including: <ul style="list-style-type: none"> ◦ planning; ◦ drafting; ◦ revising; ◦ proofreading; ◦ editing; and ◦ publishing. • understand that good writing includes elaboration. • recognize that a thesis statement is not an announcement of the subject, but rather a unified, and specific statement. • understand that good writing has been improved through revision. • understand and apply the elements 	<p>To be successful with this standard, students are expected to</p> <ul style="list-style-type: none"> • identify intended audience and purpose. • use a variety of prewriting strategies including: <ul style="list-style-type: none"> ◦ brainstorming; ◦ webbing; ◦ mapping; ◦ outlining; ◦ clustering; ◦ listing; and ◦ using graphic organizers. • explain, analyze, or summarize a topic. • write an effective thesis statement focusing, limiting, or narrowing the topic. • differentiate between a thesis statement and a topic sentence. • choose an appropriate strategy for organizing ideas such as comparison/contrast, personal narrative, cause/effect, etc., and provide transitions between ideas.

- 7.7 The student will write in a variety of forms with an emphasis on exposition, narration, and persuasion.**
- a) Identify intended audience.**
 - b) Use a variety of prewriting strategies including graphic organizers to generate and organize ideas.**
 - c) Organize writing structure to fit mode or topic.**
 - d) Establish a central idea and organization.**
 - e) Compose a topic sentence or thesis statement.**
 - f) Write multiparagraph compositions with unity elaborating the central idea.**
 - g) Select vocabulary and information to enhance the central idea, tone, and voice.**
 - h) Expand and embed ideas by using modifiers, standard coordination, and subordination in complete sentences.**
 - i) Use clauses and phrases for sentence variety.**
 - j) Revise sentences for clarity of content including specific vocabulary and information.**
 - k) Use computer technology to plan, draft, revise, edit, and publish writing.**

UNDERSTANDING THE STANDARD (Teacher Notes)	ESSENTIAL UNDERSTANDINGS	ESSENTIAL KNOWLEDGE, SKILLS, AND PROCESSES
<p>to paragraph.</p> <ul style="list-style-type: none"> • Voice shows an author’s personality, awareness of audience, and passion for his or her subject. It adds liveliness and energy to writing. Voice is the imprint of the writer — the capacity to elicit a response from the reader. • Tone expresses an author’s attitude toward the subject. • A writing process is nonlinear: returning to prewriting or drafting at any point in the process may help the writer clarify and elaborate the drafted piece. • Students should have practice writing on demand, for shorter time frames, and over extended periods of time. 	<p>of composing:</p> <ul style="list-style-type: none"> ◦ central idea; ◦ elaboration; ◦ unity; and ◦ organization. 	<ul style="list-style-type: none"> • develop real or imagined experiences or events using effective techniques, relevant descriptive details, and well-structured event sequences when writing narratives. • engage and orient the reader by establishing a context and introducing a narrator and/or characters. • organize an event sequence that unfolds naturally and logically. • use narrative techniques, such as dialogue, pacing, and description to develop experiences, events, and/or characters. • create multiparagraph compositions focusing on a central idea and using elaborating details, reasons, or examples as appropriate for audience and purpose. • include an appropriate introduction and satisfying conclusion. • sustain a formal style. • use written expression to draft and revise compositions with attention to: <ul style="list-style-type: none"> ◦ voice; ◦ tone; ◦ selection of information;

- 7.7** The student will write in a variety of forms with an emphasis on exposition, narration, and persuasion.
- a) Identify intended audience.
 - b) Use a variety of prewriting strategies including graphic organizers to generate and organize ideas.
 - c) Organize writing structure to fit mode or topic.
 - d) Establish a central idea and organization.
 - e) Compose a topic sentence or thesis statement.
 - f) Write multiparagraph compositions with unity elaborating the central idea.
 - g) Select vocabulary and information to enhance the central idea, tone, and voice.
 - h) Expand and embed ideas by using modifiers, standard coordination, and subordination in complete sentences.
 - i) Use clauses and phrases for sentence variety.
 - j) Revise sentences for clarity of content including specific vocabulary and information.
 - k) Use computer technology to plan, draft, revise, edit, and publish writing.

UNDERSTANDING THE STANDARD (Teacher Notes)	ESSENTIAL UNDERSTANDINGS	ESSENTIAL KNOWLEDGE, SKILLS, AND PROCESSES
		<ul style="list-style-type: none"> ◦ embedded phrases and clauses that clarify meaning; ◦ vivid and precise vocabulary; ◦ figurative language; and ◦ sentence variety. • recognize terms illustrative of tone, such as, but not limited to: <ul style="list-style-type: none"> ◦ serious; ◦ sarcastic; ◦ objective; ◦ enthusiastic; ◦ solemn; ◦ humorous; ◦ hostile; ◦ personal; and ◦ impersonal. • apply revising procedures in peer and self-review, including: <ul style="list-style-type: none"> ◦ rereading; ◦ reflecting; ◦ rethinking; and ◦ rewriting.

- 7.7 The student will write in a variety of forms with an emphasis on exposition, narration, and persuasion.
- a) Identify intended audience.
 - b) Use a variety of prewriting strategies including graphic organizers to generate and organize ideas.
 - c) Organize writing structure to fit mode or topic.
 - d) Establish a central idea and organization.
 - e) Compose a topic sentence or thesis statement.
 - f) Write multiparagraph compositions with unity elaborating the central idea.
 - g) Select vocabulary and information to enhance the central idea, tone, and voice.
 - h) Expand and embed ideas by using modifiers, standard coordination, and subordination in complete sentences.
 - i) Use clauses and phrases for sentence variety.
 - j) Revise sentences for clarity of content including specific vocabulary and information.
 - k) Use computer technology to plan, draft, revise, edit, and publish writing.

UNDERSTANDING THE STANDARD (Teacher Notes)	ESSENTIAL UNDERSTANDINGS	ESSENTIAL KNOWLEDGE, SKILLS, AND PROCESSES
		<ul style="list-style-type: none"> • vary sentence structure by using coordinating conjunctions: <i>for, and, nor, but, or, yet, and so.</i> • use subordinating conjunctions to form complex sentences: <i>after, although, as, as if, because, before, even if, even though, if, if only, rather than, since, that, though, unless, until, when, where, whereas, wherever, whether, which, and while.</i> • incorporate variety into sentences using simple, compound, and compound-complex sentences, including, but not limited to: <ul style="list-style-type: none"> ◦ coordination – joining words, phrases, clauses, or sentences by using appropriate coordinating conjunctions; ◦ subordination – establishing the relationship between an independent and a dependent clause by using appropriate subordinate conjunctions; and ◦ modifier – an adjective, an adverb, or a phrase or clause acting as an adjective or adverb. • use available computer technology to assist throughout the writing process.

- 7.8 The student will edit writing for correct grammar, capitalization, punctuation, spelling, sentence structure, and paragraphing.**
- a) Use a variety of graphic organizers, including sentence diagrams, to analyze and improve sentence formation and paragraph structure.
 - b) Choose appropriate adjectives and adverbs to enhance writing.
 - c) Use pronoun-antecedent agreement to include indefinite pronouns.
 - d) Use subject-verb agreement with intervening phrases and clauses.
 - e) Edit for verb tense consistency and point of view.
 - f) Demonstrate understanding of sentence formation by identifying the eight parts of speech and their functions in sentences.
 - g) Use quotation marks with dialogue.
 - h) Use correct spelling for commonly used words.

UNDERSTANDING THE STANDARD (Teacher Notes)	ESSENTIAL UNDERSTANDINGS	ESSENTIAL KNOWLEDGE, SKILLS, AND PROCESSES
<ul style="list-style-type: none"> • The intent of this standard is that students will understand and apply all the conventions of language learned at the elementary school level with increasing independence. • Students will maintain correct use of language to enhance writing and to avoid confusing or distracting the reader. • Students will understand that the conventions of correct language are an integral part of the writing process. • A diagram of a sentence is a tool to increase understanding of its structure. 	<p>All students should</p> <ul style="list-style-type: none"> • proofread and edit drafts with teacher assistance, peer collaboration, and growing independence. • understand that pronouns need to agree with antecedents. • understand that verbs must agree with subjects. • become independent in checking spelling, using dictionaries and/or electronic tools. • examine sentences to identify eight parts of speech with the intent of improving sentence structure and variety, including: <ul style="list-style-type: none"> ◦ noun; ◦ verb; ◦ pronoun; ◦ adjective; 	<p>To be successful with this standard, students are expected to</p> <ul style="list-style-type: none"> • use complete sentences with appropriate punctuation, including the punctuation of dialogue. • use a singular verb with a singular subject and a plural verb with a plural subject (e.g., <i>The students in the classroom discuss many topics. The driver of the bus full of children drives with extreme caution.</i>). • use a singular pronoun to refer to a singular antecedent and a plural pronoun to refer to a plural antecedent (e.g., <i>All students should bring their notebooks to class. Each student must provide his own pen.</i>) • diagram sentences with phrases and clauses. • use punctuation (commas, parentheses, dashes) to set off nonrestrictive/parenthetical elements. • maintain verb tense (present, past, future) throughout an entire piece of writing. • maintain consistent point of view through a piece of writing. • use quotation marks to represent the exact language (either spoken or written) of another.

- 7.8** The student will edit writing for correct grammar, capitalization, punctuation, spelling, sentence structure, and paragraphing.
- a) Use a variety of graphic organizers, including sentence diagrams, to analyze and improve sentence formation and paragraph structure.
 - b) Choose appropriate adjectives and adverbs to enhance writing.
 - c) Use pronoun-antecedent agreement to include indefinite pronouns.
 - d) Use subject-verb agreement with intervening phrases and clauses.
 - e) Edit for verb tense consistency and point of view.
 - f) Demonstrate understanding of sentence formation by identifying the eight parts of speech and their functions in sentences.
 - g) Use quotation marks with dialogue.
 - h) Use correct spelling for commonly used words.

UNDERSTANDING THE STANDARD (Teacher Notes)	ESSENTIAL UNDERSTANDINGS	ESSENTIAL KNOWLEDGE, SKILLS, AND PROCESSES
	<ul style="list-style-type: none"> ◦ adverb; ◦ preposition; ◦ conjunction; and ◦ interjection. 	

At the seventh-grade level, students will apply knowledge of appropriate reference material to produce a research product including the collection and organization of information from multiple online, print, and media sources. They will extend skills in the evaluation of sources and the use of technology to research, organize, evaluate, and communicate information. In addition, they will continue to cite sources skillfully and thereby avoid plagiarism.

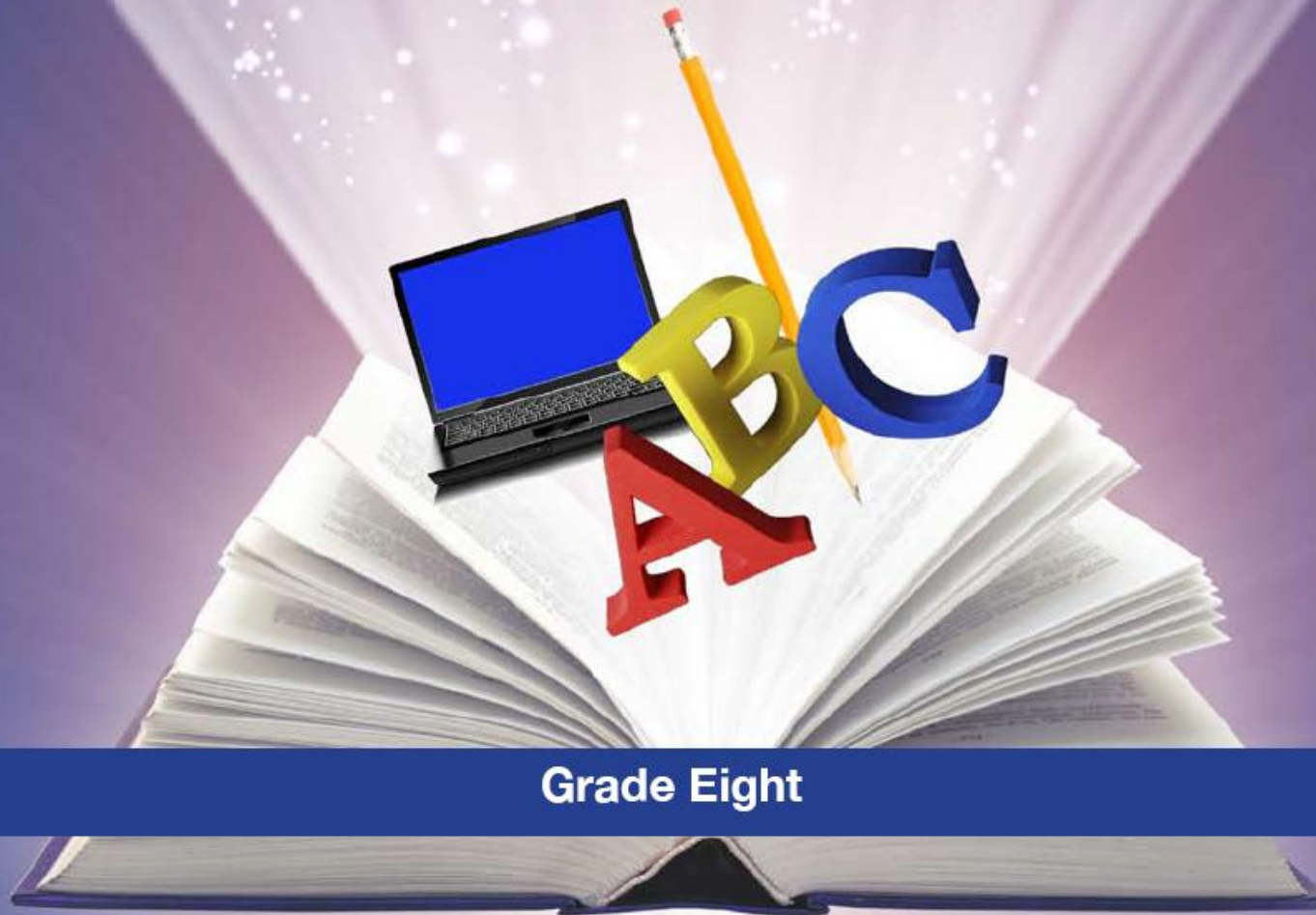
- 7.9 The student will apply knowledge of appropriate reference materials to produce a research product.**
- Collect and organize information from multiple sources including online, print and media.**
 - Evaluate the validity and authenticity of sources.**
 - Use technology as a tool to research, organize, evaluate, and communicate information.**
 - Cite primary and secondary sources.**
 - Define the meaning and consequences of plagiarism and follow ethical and legal guidelines for gathering and using information.**

UNDERSTANDING THE STANDARD (Teacher Notes)	ESSENTIAL UNDERSTANDINGS	ESSENTIAL KNOWLEDGE, SKILLS, AND PROCESSES
<ul style="list-style-type: none"> The intent of this standard is that students will use both print and electronic sources to find, read, and organize information for presentations and papers. Students will synthesize information from a variety of sources and will document sources, using a standard format. Students will realize in order to avoid plagiarism, credit must be given when using: another person's idea, opinion, or theory; facts, statistics, graphs, drawings, etc. , quotations of another person's actual spoken or written words; or paraphrase of another person's spoken or written words. Teachers should assist students in determining the authenticity and validity of sources. Teachers should make students aware of possible consequences of plagiarism. Teachers will collaborate with library media specialists to assist students as the students learn to become independent with research. Students will have the opportunity to practice writing over shorter time frames as well as for extended ones. 	<p>All students should</p> <ul style="list-style-type: none"> understand that research tools are available in school media centers and libraries. understand that a primary source is an original document or a firsthand or eyewitness account of an event. understand that a secondary source discusses information originally presented somewhere else. Secondary sources provide analysis, interpretation, or evaluation of the original information. 	<p>To be successful with this standard, students are expected to</p> <ul style="list-style-type: none"> use available resource tools, including: <ul style="list-style-type: none"> educational online resources; reference books; scholarly journals; magazines; the Internet, as appropriate for school use; and general and specialized (or subject-specific) databases. organize and synthesize information with tools, including: <ul style="list-style-type: none"> graphic organizers; outlines; spreadsheets; databases; and presentation software. create a "Works Cited" page using MLA format for oral and written presentations. differentiate between a primary and a secondary source. gather relevant information from multiple print and digital sources; assess the credibility and validity of each source; prevent plagiarism and its consequences by giving credit to authors when ideas and/or words are used in direct quotation or paraphrases. evaluate the validity and authenticity of texts, using questions, such as: <ul style="list-style-type: none"> Does the source appear in a reputable publication? Is the source free from bias?

- 7.9** The student will apply knowledge of appropriate reference materials to produce a research product.
- a) Collect and organize information from multiple sources including online, print and media.
 - b) Evaluate the validity and authenticity of sources.
 - c) Use technology as a tool to research, organize, evaluate, and communicate information.
 - d) Cite primary and secondary sources.
 - e) Define the meaning and consequences of plagiarism and follow ethical and legal guidelines for gathering and using information.

UNDERSTANDING THE STANDARD (Teacher Notes)	ESSENTIAL UNDERSTANDINGS	ESSENTIAL KNOWLEDGE, SKILLS, AND PROCESSES
		<ul style="list-style-type: none"> ◦ Does the writer have something to gain from his opinion? ◦ Does the information contain facts for support? ◦ Is the same information found in more than one source? • summarize and cite specific evidence from the text to support conclusions.

English Standards of Learning CURRICULUM FRAMEWORK 2010



Grade Eight

Board of Education, Commonwealth of Virginia

At the eighth-grade level, students will learn to apply interviewing techniques. Preparation for and evaluation of the process of interviewing will be a part of student learning. Interviewing skills will be added to the students' repertoire of oral language skills. In addition, students will analyze, develop, and produce creative and informational media messages.

- 8.1 The student will use interviewing techniques to gain information.**
- a) **Prepare and ask relevant questions for the interview.**
 - b) **Make notes of responses.**
 - c) **Compile, accurately report, and publish responses.**
 - d) **Evaluate the effectiveness of the interview.**

UNDERSTANDING THE STANDARD (Teacher Notes)	ESSENTIAL UNDERSTANDINGS	ESSENTIAL KNOWLEDGE, SKILLS, AND PROCESSES
<ul style="list-style-type: none"> • The intent of this standard is that students will use an interviewing process as a strategy for learning. • Synthesis involves higher-order thinking and is a result of forming either a concrete or abstract whole from the logical relation of parts. 	<p>All students should</p> <ul style="list-style-type: none"> • synthesize information gathered in an interview. • organize information for written and oral presentations. • present findings in written and oral form. 	<p>To be successful with this standard, students are expected to</p> <ul style="list-style-type: none"> • determine the purpose of the interview. • select a subject for the interview. • create and record questions that will elicit relevant responses. • apply effective note-taking strategies. • evaluate the effectiveness of their own and/or peer interviews, using rubrics or checklists.

- 8.2 The student will develop and deliver oral presentations in groups and individually.**
- a) **Choose topic and purpose appropriate to the audience.**
 - b) **Choose vocabulary and tone appropriate to the audience, topic, and purpose.**
 - c) **Use appropriate verbal and nonverbal presentation skills.**
 - d) **Respond to audience questions and comments.**
 - e) **Differentiate between standard English and informal language.**
 - f) **Critique oral presentations.**
 - g) **Assume shared responsibility for collaborative work.**
 - h) **Use a variety of strategies to listen actively.**

UNDERSTANDING THE STANDARD (Teacher Notes)	ESSENTIAL UNDERSTANDINGS	ESSENTIAL KNOWLEDGE, SKILLS, AND PROCESSES
<ul style="list-style-type: none"> • The intent of this standard is that students will prepare and deliver oral presentations effectively. • Students will deliver both group presentations and individual presentations to classmates and other audiences. 	<p>All students should</p> <ul style="list-style-type: none"> • rehearse presentations. • interact with poise with an audience. • evaluate presentations. • use grammatically correct language. 	<p>To be successful with this standard, students are expected to</p> <ul style="list-style-type: none"> • articulate the purpose of the presentation. • select and narrow the topic with attention to time limits and audience. • prepare the presentation, using strategies including, but not limited to: <ul style="list-style-type: none"> ◦ note cards; ◦ outlines; ◦ formal written report; and ◦ questions and answers. • select and use appropriate vocabulary for audience and purpose. • define technical terms. • include multimedia to clarify presentation information. • rehearse both alone and with a coach. • use a rubric or checklist to evaluate presentations. • answer questions and respond to comments politely and succinctly with relevant evidence, observations, and ideas. • work effectively with diverse groups. • exercise flexibility and work as a constructive team member to accomplish a common goal or reach consensus.

- 8.3 The student will analyze, develop, and produce creative or informational media messages.**
- a) Evaluate the persuasive/informational technique being used in nonprint media including television, radio, video, and Internet.
 - b) Examine how values and viewpoints are included or excluded and how the media can influence beliefs, behaviors, and interpretations.
 - c) Use media and visual literacy skills to create products that express new understandings.
 - d) Evaluate sources for relationships between intent and factual content.

UNDERSTANDING THE STANDARD (Teacher Notes)	ESSENTIAL UNDERSTANDINGS	ESSENTIAL KNOWLEDGE, SKILLS, AND PROCESSES
<ul style="list-style-type: none"> • The intent of this standard is that students will identify and analyze persuasive techniques used in the media. Students will also be able to identify elements of media literacy recognizing that elements of media literacy are based on audience and purpose. • Students will recognize that all media messages are constructed and that to understand the whole meaning of the message they can <i>deconstruct</i> it, looking at the following attributes: <ul style="list-style-type: none"> ◦ Authorship (Who constructed the message?) ◦ Format (This is not just the medium being used but also how the creators used specific elements for effect, i.e., color, sound, emphasis on certain words, amateur video, kids' voices.) ◦ Audience (Who is the person or persons meant to receive the message? How will different people receive the message?) ◦ Content (This is not just the visible content but the embedded content as well which includes underlying assumptions of values or points of view; facts and opinions may be intermixed.) 	<p>All students should</p> <ul style="list-style-type: none"> • understand the effects of persuasive messages on the audience. • understand that facts can be verified and opinions cannot. • distinguish fact from opinion. • identify the effect of persuasive messages on the audience. • examine use of persuasive language and connotations to convey viewpoint. • recognize that each medium creates meaning differently using visual or verbal techniques. For example, a dissolving picture indicates the passing of time, as do transitional words and phrases in verbal presentations. • analyze a media text by considering what techniques have been used and their purpose. 	<p>To be successful with this standard, students are expected to</p> <ul style="list-style-type: none"> • deconstruct and analyze the elements of a variety of media including layout, pictures, and text features in print media, and camera shots, lighting, editing and sound in TV, radio, and film. • identify and analyze persuasive techniques used in the media, including: <ul style="list-style-type: none"> ◦ name calling or innuendo – creating a negative attitude; hinting or implying; using loaded, emotional, or slanted language; ◦ glittering generalities or card stacking – telling only part of the truth; generalizing from a shred of evidence; ◦ bandwagon – creating a desire to join a large group satisfied with the idea; making one feel left out if not with the crowd; ◦ testimonials – using the declaration of a famous person or authoritative expert to give heightened credibility; ◦ appeal to prestige, snobbery, or plain folks – using a spokesperson who appeals to the audience: a well-known or appealing person the audience wants to emulate, a person like the audience members with whom they can identify, a person whose lifestyle appeals to the audience; and ◦ appeal to emotions – connecting with emotions: loyalty, pity, or fear; love of family, peace, or justice. • describe the effect of persuasive messages in the media on the audience. • identify and evaluate effective word choice in the media. • identify and analyze choice of information in the media. • identify and analyze various viewpoints in the media. • identify public opinion trends and possible causes.

- 8.3 The student will analyze, develop, and produce creative or informational media messages.**
- Evaluate the persuasive/informational technique being used in nonprint media including television, radio, video, and Internet.**
 - Examine how values and viewpoints are included or excluded and how the media can influence beliefs, behaviors, and interpretations.**
 - Use media and visual literacy skills to create products that express new understandings.**
 - Evaluate sources for relationships between intent and factual content.**

UNDERSTANDING THE STANDARD (Teacher Notes)	ESSENTIAL UNDERSTANDINGS	ESSENTIAL KNOWLEDGE, SKILLS, AND PROCESSES
<ul style="list-style-type: none"> ◦ Purpose (Why is the message being sent—is it meant to persuade, inform, entertain, sell, or a combination of these?) • Auditory media can be heard (e.g., music, radio shows, podcasts). • Visual media can be viewed (e.g., television, video, Web-based materials, print ads). • Written media includes text (e.g., newspapers, magazines, books, blogs). • An author’s viewpoint refers to his or her bias or subjectivity toward the subject. In general, a viewpoint can be positive or negative. 	<ul style="list-style-type: none"> • recognize that a public service announcement (PSA) is an advertisement for the benefit of the public. The purpose of a public service announcement can be to raise awareness (e.g., advertisements targeting tobacco cessation). 	<ul style="list-style-type: none"> • identify the sources and viewpoint of publications. • identify the elements of a variety of media including layout, pictures, and text features in print media. Camera shots, lighting, editing and sound in TV, radio, and film. • recognize that production elements in media are composed based on audience and purpose to create specific effects. • analyze the use of opinions in the media. • analyze the use of facts in the media. • describe the effect on the audience of persuasive messages in the media. • identify effective word choice and images in the media. • create and publish media messages, such as public service announcements aimed at a variety of audiences with different purposes. • evaluate the advantages and disadvantages of using different media (e.g., print or digital text, video, multimedia) to express new understandings. • identify and analyze the motives (social, commercial, political, etc.) and factual content of media messages including print and nonprint resources.

At the eighth-grade level, students will apply knowledge of word origins, analogies, and figurative language to understand unfamiliar or new words encountered in authentic texts. They will continue to develop appreciation of literature through the study of literary elements in classic and contemporary selections. They will describe themes and inferred main ideas, interpret cause-effect relationships, and draw conclusions from a variety of literary and informational selections. Students will build on the foundations for literacy developed in the previous grades. When selecting texts, teachers will consider appropriateness of subject and theme as well as text complexity. Students will apply critical reading and reasoning skills across the content areas, including history and social science, science, and mathematics.

- 8.4 The student will apply knowledge of word origins, analogies, and figurative language to extend vocabulary development within authentic texts.**
- Identify and analyze an author’s use of figurative language.**
 - Use context, structure, and connotations to determine meaning and differentiate among multiple meanings of words and phrases.**
 - Use roots, affixes, cognates, synonyms, and antonyms to determine the meaning of unfamiliar words and technical vocabulary.**
 - Use dictionaries, thesauruses, and glossaries to determine definition, pronunciation, etymology, spelling, and usage of words.**
 - Discriminate between connotative and denotative meanings and interpret the connotation.**
 - Extend general and specialized vocabulary through speaking, listening, reading, and writing.**

UNDERSTANDING THE STANDARD (Teacher Notes)	ESSENTIAL UNDERSTANDINGS	ESSENTIAL KNOWLEDGE, SKILLS, AND PROCESSES
<ul style="list-style-type: none"> The intent of this standard is that students will become independent learners of vocabulary by choosing from a variety of strategies to determine or clarify the meaning of unknown and multiple-meaning words. Students will be exposed to affixes, including prefixes and suffixes, roots, derivations, and inflections of polysyllabic words and understand that words with similar parts may be related to each other in meaning and origin. Teachers should use a study of cognates, words from the same linguistic family, to enhance vocabulary instruction. Cognates can occur within the same language or across languages, e.g., <i>night</i> (English), <i>nuît</i> (French), <i>Nacht</i> (German), <i>nacht</i> (Dutch), <i>nicht</i> (Scots), <i>natt</i> (Swedish, Norwegian), <i>nat</i> (Danish), <i>raat</i> (Urdu), <i>nátt</i> (Faroese), <i>nótt</i> (Icelandic), <i>noc</i> (Czech, Slovak, Polish). Students will evaluate the use of figurative language and analogies in text. Students will use context and connotations to help determine the meaning of synonymous words and appreciate an author’s choices of 	<p>All students should</p> <ul style="list-style-type: none"> use word structure to analyze and relate words. recognize that words have nuances of meaning (figurative, connotative, and technical), which help determine the appropriate meaning. determine the meaning of words and phrases as they are used in a text, including figurative and connotative meanings; analyze the impact of specific word choices on meaning and tone, including analogies to other texts. recognize that figurative language and analogies enrich text. 	<p>To be successful with this standard, students are expected to</p> <ul style="list-style-type: none"> use common roots to determine the meaning of unfamiliar words and make connections with word families (e.g., -phobia, and -ology). recognize the relationships among words related by structure and derivation, such as <i>polygraph</i> and <i>graffiti</i>. distinguish among the connotations (associations) of words with similar denotations (definitions) (e.g., <i>refined</i>, <i>respectful</i>, <i>polite</i>, <i>diplomatic</i>, <i>condescending</i>), recognizing that some words have technical meanings based on context such as <i>stern</i>. understand, evaluate, and use figurative language, including: <ul style="list-style-type: none"> simile – figure of speech that uses the words <i>like</i> or <i>as</i> to make comparisons; metaphor – figure of speech that <i>implies</i> comparisons; personification – figure of speech that applies human characteristics to nonhuman objects; hyperbole – intentionally exaggerated figure of speech; and symbol – word or object that represents something else. For example, a dove stands for peace.

- 8.4** The student will apply knowledge of word origins, analogies, and figurative language to extend vocabulary development within authentic texts.
- a) Identify and analyze an author’s use of figurative language.
 - b) Use context, structure, and connotations to determine meaning and differentiate among multiple meanings of words and phrases.
 - c) Use roots, affixes, cognates, synonyms, and antonyms to determine the meaning of unfamiliar words and technical vocabulary.
 - d) Use dictionaries, thesauruses, and glossaries to determine definition, pronunciation, etymology, spelling, and usage of words.
 - e) Discriminate between connotative and denotative meanings and interpret the connotation.
 - f) Extend general and specialized vocabulary through speaking, listening, reading, and writing.

UNDERSTANDING THE STANDARD (Teacher Notes)	ESSENTIAL UNDERSTANDINGS	ESSENTIAL KNOWLEDGE, SKILLS, AND PROCESSES
words and images.		<p>To be successful with this standard, students are expected to</p> <ul style="list-style-type: none"> • analyze relationships common to analogy construction, including: <ul style="list-style-type: none"> ◦ type or example – cinnamon: spice; ◦ characteristics – glass: breakable; ◦ association – bow: arrow; ◦ operator – car: driver; ◦ degree – pleased: ecstatic; ◦ mathematical – three: six; ◦ number – louse: lice; ◦ synonyms and antonyms – hot: cold; ◦ purpose – chair: sit; ◦ cause/effect – sun: burn; ◦ sequence – day: week; ◦ characteristic – snow: cold; ◦ product – tree: lumber; and ◦ degree – warm: hot. • consult reference materials (e.g., dictionaries, glossaries, thesauruses), both print and digital, to find the pronunciation of a word or determine/clarify meaning. • recognize that synonyms may have connotations, e.g., <i>elderly</i> and <i>mature</i>; <i>youthful</i> and <i>juvenile</i> and describe the impact on text. • use context (e.g., the overall meaning of a sentence or paragraph; a word’s position or function in a sentence) as a clue to the meaning of a word or

- 8.4** The student will apply knowledge of word origins, analogies, and figurative language to extend vocabulary development within authentic texts.
- a) Identify and analyze an author’s use of figurative language.
 - b) Use context, structure, and connotations to determine meaning and differentiate among multiple meanings of words and phrases.
 - c) Use roots, affixes, cognates, synonyms, and antonyms to determine the meaning of unfamiliar words and technical vocabulary.
 - d) Use dictionaries, thesauruses, and glossaries to determine definition, pronunciation, etymology, spelling, and usage of words.
 - e) Discriminate between connotative and denotative meanings and interpret the connotation.
 - f) Extend general and specialized vocabulary through speaking, listening, reading, and writing.

UNDERSTANDING THE STANDARD (Teacher Notes)	ESSENTIAL UNDERSTANDINGS	ESSENTIAL KNOWLEDGE, SKILLS, AND PROCESSES
		phrase. <ul style="list-style-type: none"> • use both context and reference skills independently to determine the nuances and connotations of words.

- 8.5** The student will read and analyze a variety of fictional texts, narrative nonfiction, and poetry.
- a) Explain the use of symbols and figurative language.
 - b) Make inferences and draw conclusions based on explicit and implied information using evidence from text as support.
 - c) Explain how authors use characters, conflict, point of view, voice, and tone to create meaning.
 - d) Understand the author’s use of conventional elements and characteristics within a variety of genres.
 - e) Compare and contrast the author’s use of word choice, dialogue, form, rhyme, rhythm, and voice in different texts.
 - f) Compare and contrast authors’ styles.
 - g) Identify and ask questions that clarify various viewpoints.
 - h) Identify the main idea.
 - i) Summarize text relating supporting details.
 - j) Identify an author’s organizational pattern using textual clues, such as transitional words and phrases.
 - k) Identify cause and effect relationships.
 - l) Use prior and background knowledge as a context for new learning.
 - m) Use reading strategies to monitor comprehension throughout the reading process.

UNDERSTANDING THE STANDARD (Teacher Notes)	ESSENTIAL UNDERSTANDINGS	ESSENTIAL KNOWLEDGE, SKILLS, AND PROCESSES
<ul style="list-style-type: none"> • The intent of this standard is that students will continue to develop an understanding of each literary form and its characteristics. • Students will understand that some literary characteristics are common to more than one form. • Students will read at and beyond the literal level, including making inferences, i.e., making judgments or drawing conclusions based on what an author has implied. • The initiating event is the incident that introduces the central conflict in a story; it may have occurred before the story opens. • Tone is used to express a writer’s attitude toward the subject. • Voice shows an author’s personality, awareness of audience, and passion for his or her subject. It adds liveliness and energy to writing. Voice is the imprint of the writer — the capacity to 	<p>All students should</p> <ul style="list-style-type: none"> • understand that an author’s voice and tone stem from the stylized use of literary devices. • compare and contrast the characteristics of literary forms, including: <ul style="list-style-type: none"> ◦ novel; ◦ short story; ◦ biography; ◦ essay; ◦ speech; ◦ poetry; and ◦ memoir. • understand characterization as the way that an author presents a character and reveals character traits. • analyze how a particular 	<p>To be successful with this standard, students are expected to</p> <ul style="list-style-type: none"> • identify the elements of narrative structure, including: <ul style="list-style-type: none"> ◦ setting – time and place ◦ character(s), either: <ul style="list-style-type: none"> - static – remaining the same during the course of the story, or - dynamic – changing during the course of and as a result of the story ◦ external conflicts, such as: <ul style="list-style-type: none"> - individual vs. individual - individual vs. nature - individual vs. society - individual vs. supernatural - individual vs. technology ◦ internal conflict – individual vs. self ◦ plot <ul style="list-style-type: none"> - initiating event - rising action - climax - falling action <ul style="list-style-type: none"> - resolution ◦ theme

- 8.5** The student will read and analyze a variety of fictional texts, narrative nonfiction, and poetry.
- a) Explain the use of symbols and figurative language.
 - b) Make inferences and draw conclusions based on explicit and implied information using evidence from text as support.
 - c) Explain how authors use characters, conflict, point of view, voice, and tone to create meaning.
 - d) Understand the author’s use of conventional elements and characteristics within a variety of genres.
 - e) Compare and contrast the author’s use of word choice, dialogue, form, rhyme, rhythm, and voice in different texts.
 - f) Compare and contrast authors’ styles.
 - g) Identify and ask questions that clarify various viewpoints.
 - h) Identify the main idea.
 - i) Summarize text relating supporting details.
 - j) Identify an author’s organizational pattern using textual clues, such as transitional words and phrases.
 - k) Identify cause and effect relationships.
 - l) Use prior and background knowledge as a context for new learning.
 - m) Use reading strategies to monitor comprehension throughout the reading process.

UNDERSTANDING THE STANDARD (Teacher Notes)	ESSENTIAL UNDERSTANDINGS	ESSENTIAL KNOWLEDGE, SKILLS, AND PROCESSES
<p>elicit a response from the reader.</p> <ul style="list-style-type: none"> • Mood refers to the emotional atmosphere produced by an author’s use of language. • Point of view is the way an author reveals events and ideas in a story. With an omniscient or “all knowing” point of view, a narrator sees all, hears all, and knows all. By contrast, a limited point of view depicts only what one character or narrator sees, hears, and feels. The point of view may be first person, narrated by someone outside the story or a character within the story. The point of view may also be third person, limited or omniscient, depending on what is known of the story. • A symbol is anything that represents something else, often by indirect association or by the convention of an emblem, token, or word. In both prose and poetry, concrete objects used as symbols stand for larger ideas or feelings. The general characteristic of poetry, i.e., its 	<p>sentence, chapter, scene, or stanza fits into the overall structure of a text and contributes to the development of the theme, setting, or plot.</p> <ul style="list-style-type: none"> • analyze the interactions between individuals, events, and ideas in a text (e.g., how ideas influence individuals or events, or how individuals influence ideas or events). • analyze how particular lines of dialogue or incidents in a story or drama propel the action, reveal aspects of a character, or provoke a decision. • understand that poetic devices are used in prose and poetry. • identify author’s voice. 	<ul style="list-style-type: none"> • recognize different plot patterns including subplots. • understand and analyze elements of an author’s style, including: <ul style="list-style-type: none"> ◦ dialogue; ◦ sentence structure; ◦ language patterns; ◦ tone, including <ul style="list-style-type: none"> - serious - solemn - sarcastic - objective - enthusiastic - humorous - hostile - disapproving - personal - impersonal ◦ voice. • differentiate among points of view in stories, including: <ul style="list-style-type: none"> ◦ first person; ◦ third person limited to a character or narrator; and

- 8.5** The student will read and analyze a variety of fictional texts, narrative nonfiction, and poetry.
- a) Explain the use of symbols and figurative language.
 - b) Make inferences and draw conclusions based on explicit and implied information using evidence from text as support.
 - c) Explain how authors use characters, conflict, point of view, voice, and tone to create meaning.
 - d) Understand the author’s use of conventional elements and characteristics within a variety of genres.
 - e) Compare and contrast the author’s use of word choice, dialogue, form, rhyme, rhythm, and voice in different texts.
 - f) Compare and contrast authors’ styles.
 - g) Identify and ask questions that clarify various viewpoints.
 - h) Identify the main idea.
 - i) Summarize text relating supporting details.
 - j) Identify an author’s organizational pattern using textual clues, such as transitional words and phrases.
 - k) Identify cause and effect relationships.
 - l) Use prior and background knowledge as a context for new learning.
 - m) Use reading strategies to monitor comprehension throughout the reading process.

UNDERSTANDING THE STANDARD (Teacher Notes)	ESSENTIAL UNDERSTANDINGS	ESSENTIAL KNOWLEDGE, SKILLS, AND PROCESSES
<p>suggestiveness, makes possible the expression of complex feelings and experiences in a few words. Symbolism, like metaphor, imagery, and allusion, is a powerful instrument for the expression of large worlds of meaning in a few words.</p> <ul style="list-style-type: none"> • Students will use a variety of reading strategies such as text annotation, QAR (Question-Answer Relationship), thinking aloud, etc. 	<ul style="list-style-type: none"> • make inferences, draw conclusions, and point to an author’s implications in the text. • understand the relationship between causes and effects. • understand that a cause may have multiple effects. • understand that an effect may have multiple causes. • understand and use the reading process to facilitate comprehension. • read several texts on a similar topic and synthesize what is read. • analyze how a text makes connections among and 	<ul style="list-style-type: none"> ◦ third person omniscient. • analyze how differences in points of view can create such effects as suspense or humor. • analyze an author’s use of literary devices, including: <ul style="list-style-type: none"> ◦ foreshadowing – the giving of clues to hint at coming events in a story; ◦ irony – the implication, through plot or character, that the actual situation is quite different from that presented; ◦ flashback – a return to an earlier time in the course of a narrative to introduce prior information; and ◦ symbolism – the use of concrete and recognizable things to represent ideas. • analyze poetic devices in prose and poetry, including: <ul style="list-style-type: none"> ◦ word choice; ◦ figurative language; ◦ symbolism; ◦ imagery; ◦ rhyme; ◦ rhythm; ◦ repetition; and

- 8.5** The student will read and analyze a variety of fictional texts, narrative nonfiction, and poetry.
- a) Explain the use of symbols and figurative language.
 - b) Make inferences and draw conclusions based on explicit and implied information using evidence from text as support.
 - c) Explain how authors use characters, conflict, point of view, voice, and tone to create meaning.
 - d) Understand the author’s use of conventional elements and characteristics within a variety of genres.
 - e) Compare and contrast the author’s use of word choice, dialogue, form, rhyme, rhythm, and voice in different texts.
 - f) Compare and contrast authors’ styles.
 - g) Identify and ask questions that clarify various viewpoints.
 - h) Identify the main idea.
 - i) Summarize text relating supporting details.
 - j) Identify an author’s organizational pattern using textual clues, such as transitional words and phrases.
 - k) Identify cause and effect relationships.
 - l) Use prior and background knowledge as a context for new learning.
 - m) Use reading strategies to monitor comprehension throughout the reading process.

UNDERSTANDING THE STANDARD (Teacher Notes)	ESSENTIAL UNDERSTANDINGS	ESSENTIAL KNOWLEDGE, SKILLS, AND PROCESSES
	<p>distinctions between individuals, ideas, or events (e.g., through comparisons, analogies, or categories).</p>	<ul style="list-style-type: none"> ◦ sound elements. • evaluate an author’s choice of words and images. • identify poetic forms, including: <ul style="list-style-type: none"> ◦ haiku – a 17-syllable, delicate, unrhymed Japanese verse, usually about nature; ◦ limerick – a 5-line, rhymed, rhythmic verse, usually humorous; ◦ ballad – a songlike narrative poem, usually featuring rhyme, rhythm, and refrain; ◦ free verse – poetry with neither regular meter nor rhyme scheme; ◦ couplet – a pair of rhyming lines; and ◦ quatrain – a stanza containing four lines. • compare and contrast an author’s choice of sound elements in prose and poetry, including: <ul style="list-style-type: none"> ◦ rhyme – recurring identical or similar final word sounds within or at the ends of lines of verse; ◦ rhythm – the recurring pattern of strong and weak syllabic stresses; ◦ meter – a fixed pattern of accented and unaccented syllables in lines of fixed length to create rhythm; ◦ repetition – repeated use of sounds, words, or ideas for effect and emphasis;

- 8.5** The student will read and analyze a variety of fictional texts, narrative nonfiction, and poetry.
- a) Explain the use of symbols and figurative language.
 - b) Make inferences and draw conclusions based on explicit and implied information using evidence from text as support.
 - c) Explain how authors use characters, conflict, point of view, voice, and tone to create meaning.
 - d) Understand the author's use of conventional elements and characteristics within a variety of genres.
 - e) Compare and contrast the author's use of word choice, dialogue, form, rhyme, rhythm, and voice in different texts.
 - f) Compare and contrast authors' styles.
 - g) Identify and ask questions that clarify various viewpoints.
 - h) Identify the main idea.
 - i) Summarize text relating supporting details.
 - j) Identify an author's organizational pattern using textual clues, such as transitional words and phrases.
 - k) Identify cause and effect relationships.
 - l) Use prior and background knowledge as a context for new learning.
 - m) Use reading strategies to monitor comprehension throughout the reading process.

UNDERSTANDING THE STANDARD (Teacher Notes)	ESSENTIAL UNDERSTANDINGS	ESSENTIAL KNOWLEDGE, SKILLS, AND PROCESSES
		<ul style="list-style-type: none"> ◦ alliteration – repetition of initial sounds, e.g., <i>picked a peck of pickled peppers</i>; and ◦ onomatopoeia – the use of a word whose sound suggests its meaning (e.g., <i>buzz</i>). • determine a theme of a text and analyze its development over the course of the text. • determine an author's point of view or purpose in a text. • analyze how differences in points of view can create such effects as suspense or humor. • use graphic organizers to analyze and summarize text. • recognize an author's use of connotations and persuasive language to convey a viewpoint.

- 8.6 The student will read, comprehend, and analyze a variety of nonfiction texts.**
- a) Draw on background knowledge and knowledge of text structure to understand selections.
 - b) Make inferences and draw conclusions based on explicit and implied information using evidence from text as support.
 - c) Analyze the author’s qualifications, viewpoint, and impact.
 - d) Analyze the author’s use of text structure and word choice.
 - e) Analyze details for relevance and accuracy.
 - f) Differentiate between fact and opinion.
 - g) Identify the main idea.
 - h) Summarize the text identifying supporting details.
 - i) Identify an author’s organizational pattern using textual clues, such as transitional words and phrases.
 - j) Identify cause and effect relationships.
 - k) Evaluate, organize, and synthesize information for use in written and oral formats.
 - l) Use reading strategies to monitor comprehension throughout the reading process.

UNDERSTANDING THE STANDARD (Teacher Notes)	ESSENTIAL UNDERSTANDINGS	ESSENTIAL KNOWLEDGE, SKILLS, AND PROCESSES
<ul style="list-style-type: none"> • The intent of this standard is that students will analyze a variety of nonfiction sources and teachers will model the higher-order thinking processes with materials at the students’ independent reading level and move students gradually to collaborative and independent comprehension of age-appropriate materials at the independent reading level. • Teachers will collaborate with students to help them apply reading skills in a variety of content texts. • Students will read at and beyond the literal level, using the reading process to predict, question, clarify, infer, organize, compare, summarize, and synthesize. • An author’s viewpoint refers to his or her bias or subjectivity toward the subject. • Students will work collaboratively and with teacher support to move toward higher-order thinking, using instructional-level reading 	<p>All students should</p> <ul style="list-style-type: none"> • activate prior knowledge before reading. • make predictions prior to and during the reading process. • recognize an author’s viewpoint and use of persuasive language. • read and analyze writing critically. • choose graphic organizers based on the internal text structure most prevalent in the text. • use graphic organizers and/or rules to analyze and summarize text. • read several texts on a similar topic and synthesize what is 	<p>To be successful with this standard, students are expected to</p> <ul style="list-style-type: none"> • activate prior knowledge before reading by use of: <ul style="list-style-type: none"> ◦ small-group or whole-class discussion; ◦ anticipation guides; and ◦ preview of key vocabulary. • recognize an author’s use of connotations and persuasive language, to convey a viewpoint. • determine an author’s point of view or purpose in a text. • analyze how the author acknowledges and responds to conflicting evidence or viewpoints. • analyze and record information, using text structures (organizational patterns), including: <ul style="list-style-type: none"> ◦ cause and effect; ◦ comparison/contrast; ◦ enumeration or listing; ◦ sequential or chronological; ◦ concept/definition; ◦ generalization; and ◦ process.

- 8.6** The student will read, comprehend, and analyze a variety of nonfiction texts.
- a) Draw on background knowledge and knowledge of text structure to understand selections.
 - b) Make inferences and draw conclusions based on explicit and implied information using evidence from text as support.
 - c) Analyze the author’s qualifications, viewpoint, and impact.
 - d) Analyze the author’s use of text structure and word choice.
 - e) Analyze details for relevance and accuracy.
 - f) Differentiate between fact and opinion.
 - g) Identify the main idea.
 - h) Summarize the text identifying supporting details.
 - i) Identify an author’s organizational pattern using textual clues, such as transitional words and phrases.
 - j) Identify cause and effect relationships.
 - k) Evaluate, organize, and synthesize information for use in written and oral formats.
 - l) Use reading strategies to monitor comprehension throughout the reading process.

UNDERSTANDING THE STANDARD (Teacher Notes)	ESSENTIAL UNDERSTANDINGS	ESSENTIAL KNOWLEDGE, SKILLS, AND PROCESSES
<p>materials.</p> <ul style="list-style-type: none"> • Synthesis involves higher-order thinking and is a result of forming either a concrete or abstract whole from the logical relation of parts. • Students will use evaluation and conclusion to make reasonable inferences about what has been read by combining new information with what was known prior to reading. • Students will understand that an author’s credentials and experiences contribute to his/her viewpoint. • To critique text requires that a critical (but not necessarily negative) judgment be made. • Students will use a variety of reading strategies such as text annotation, QAR (Question-Answer Relationship), thinking aloud, etc. 	<p>read.</p> <ul style="list-style-type: none"> • evaluate an author’s choice of words and images. • recognize an author’s use of connotations, and persuasive language to convey viewpoint. • understand that the writer implies and the reader infers. 	<ul style="list-style-type: none"> • analyze how a particular sentence, paragraph, chapter, or section fits into the overall structure of a text and contributes to the development of the ideas. • use strategies for summarizing, such as the following: <ul style="list-style-type: none"> ◦ delete trivia and redundancy; ◦ substitute a general term for a list; and ◦ find or create a main idea statement. • read and follow directions. • use text structures such as the following to enhance comprehension and note taking: <ul style="list-style-type: none"> ◦ boldface and/or italics type; ◦ type set in color; ◦ underlining; ◦ indentation; ◦ sidebars; ◦ illustrations, graphics, and photographs; ◦ headings and subheadings; and ◦ footnotes and annotations. • analyze an author’s choice of details by examining: <ul style="list-style-type: none"> ◦ accuracy;

- 8.6** The student will read, comprehend, and analyze a variety of nonfiction texts.
- a) Draw on background knowledge and knowledge of text structure to understand selections.
 - b) Make inferences and draw conclusions based on explicit and implied information using evidence from text as support.
 - c) Analyze the author’s qualifications, viewpoint, and impact.
 - d) Analyze the author’s use of text structure and word choice.
 - e) Analyze details for relevance and accuracy.
 - f) Differentiate between fact and opinion.
 - g) Identify the main idea.
 - h) Summarize the text identifying supporting details.
 - i) Identify an author’s organizational pattern using textual clues, such as transitional words and phrases.
 - j) Identify cause and effect relationships.
 - k) Evaluate, organize, and synthesize information for use in written and oral formats.
 - l) Use reading strategies to monitor comprehension throughout the reading process.

UNDERSTANDING THE STANDARD (Teacher Notes)	ESSENTIAL UNDERSTANDINGS	ESSENTIAL KNOWLEDGE, SKILLS, AND PROCESSES
		<ul style="list-style-type: none"> ◦ placement; ◦ thoroughness; ◦ relevance; and ◦ effectiveness. <ul style="list-style-type: none"> • analyze multiple accounts of the same event or topic, noting important similarities and differences in the point of view they represent. • analyze two or more texts with conflicting information on the same topic and identify how the texts disagree. • distinguish between subjective and objective writing. • use graphic organizers to record clues in the text and inferences or conclusions made by the reader as a result of those clues.

At the eighth-grade level, students will plan, draft, revise, and edit narratives as well as expository, persuasive, and informational pieces with attention to composition and written expression. Students will continue the process of becoming independent with sentence formation, usage, and mechanics and understand that the conventions of language help convey the message from the writer to the reader. Students will use writing for expressive purposes and as a tool for learning academic concepts. They will use available and appropriate technology.

- 8.7 The student will write in a variety of forms, including narration, exposition, persuasion, and informational.**
- a) **Identify intended audience.**
 - b) **Use prewriting strategies to generate and organize ideas.**
 - c) **Distinguish between a thesis statement and a topic sentence.**
 - d) **Organize details to elaborate the central idea and provide unity.**
 - e) **Select specific vocabulary and information for audience and purpose.**
 - f) **Use interview quotations as evidence.**
 - g) **Revise writing for clarity of content, word choice, sentence variety, and transitions among paragraphs.**
 - h) **Use computer technology to plan, draft, revise, edit, and publish writing.**

UNDERSTANDING THE STANDARD (Teacher Notes)	ESSENTIAL UNDERSTANDINGS	ESSENTIAL KNOWLEDGE, SKILLS, AND PROCESSES
<ul style="list-style-type: none"> • The intent of this standard is that students will become independent and proficient in composing a variety of types of writing. • Teachers will focus direct instruction on all three domains of writing: <ul style="list-style-type: none"> ◦ composing – the structuring and elaborating a writer does to construct an effective message for readers; ◦ written expression – those features that show the writer purposefully shaping and controlling language to affect readers; and ◦ usage/mechanics – the features that cause written language to be acceptable and effective for standard discourse. • Elaboration can occur by using descriptive details and examples within a sentence to give detail and depth to an idea, or from paragraph to paragraph chronologically. • Voice shows an author’s personality, awareness of audience, and passion for his or her subject. It adds liveliness and energy to writing and allows the reader to know the writer’s ideas. Voice is the imprint of the writer — the capacity to elicit a response from the reader. • Tone expresses an author’s attitude toward the 	<p>All students should</p> <ul style="list-style-type: none"> • use a process for writing, including: <ul style="list-style-type: none"> ◦ planning; ◦ drafting; ◦ revising; ◦ proofreading; ◦ editing; and ◦ publishing. • understand that good writing has been elaborated. • use peer and individual revising and editing. • understand that good writing has been improved through revision. • use keyboarding, including spell checkers and grammar checkers when available. • understand and apply the elements of composing: <ul style="list-style-type: none"> ◦ central idea; ◦ elaboration; ◦ unity; and 	<p>To be successful with this standard, students are expected to</p> <ul style="list-style-type: none"> • write in a variety of forms, including: <ul style="list-style-type: none"> ◦ narrative – writing to tell a story; ◦ expository – writing to explain and build a body of well-organized and understandable information; ◦ persuasive – writing to influence the reader or listener to believe or do as the author or speaker suggests; and ◦ informational – writing to put forth information, frequently used in textbooks and the news media. • use a variety of prewriting strategies, for example: <ul style="list-style-type: none"> ◦ brainstorming; ◦ webbing; ◦ mapping; ◦ outlining; ◦ clustering; ◦ listing; and ◦ using graphic organizers. • use written expression to explain, analyze, or summarize a topic with attention to: <ul style="list-style-type: none"> ◦ purpose and audience; ◦ a central or controlling idea; ◦ voice; ◦ tone (such as serious, sarcastic, objective, enthusiastic, solemn, humorous, hostile, personal, impersonal);

- 8.7 The student will write in a variety of forms, including narration, exposition, persuasion, and informational.**
- a) **Identify intended audience.**
 - b) **Use prewriting strategies to generate and organize ideas.**
 - c) **Distinguish between a thesis statement and a topic sentence.**
 - d) **Organize details to elaborate the central idea and provide unity.**
 - e) **Select specific vocabulary and information for audience and purpose.**
 - f) **Use interview quotations as evidence.**
 - g) **Revise writing for clarity of content, word choice, sentence variety, and transitions among paragraphs.**
 - h) **Use computer technology to plan, draft, revise, edit, and publish writing.**

UNDERSTANDING THE STANDARD (Teacher Notes)	ESSENTIAL UNDERSTANDINGS	ESSENTIAL KNOWLEDGE, SKILLS, AND PROCESSES
<p>subject.</p> <ul style="list-style-type: none"> • Coherence means that each part of the writing appears to be 'connected' and heading towards a single conclusion or theme in the text. • The writing process is nonlinear; returning to prewriting or drafting at any point in the process may help the writer clarify and elaborate the drafted piece. • Students will begin to assume responsibility for revising, proofreading, and editing their own writing. • Students should have practice writing on demand, for shorter time frames, and over extended periods of time. 	<ul style="list-style-type: none"> ◦ organization. • use narrative techniques, such as dialogue, description, and pacing, to develop experiences or characters. • understand that a topic sentence supports an essay's thesis statement; it unifies a paragraph and directs the order of the sentences. 	<ul style="list-style-type: none"> ◦ coherent selection of information and details; ◦ embedded phrases and clauses that clarify meaning and increase variety; ◦ vivid and precise vocabulary; ◦ figurative language; ◦ sentence variety; and ◦ transitional words and phrases. • develop real or imagined experiences or events using effective techniques, relevant descriptive details, and well-structured event sequences when writing narratives. • engage and orient the reader by establishing a context and introducing a narrator and/or characters. • organize an event sequence that unfolds naturally and logically. • use narrative techniques, such as dialogue, pacing, and description, to develop experiences, events, and/or characters. • apply revising procedures, including: <ul style="list-style-type: none"> ◦ rereading; ◦ reflecting; ◦ rethinking; ◦ rewriting; ◦ including vivid vocabulary; ◦ combining sentences for variety and rhythm; and ◦ providing transitions between ideas and paragraphs.

- 8.7** The student will write in a variety of forms, including narration, exposition, persuasion, and informational.
- a) Identify intended audience.
 - b) Use prewriting strategies to generate and organize ideas.
 - c) Distinguish between a thesis statement and a topic sentence.
 - d) Organize details to elaborate the central idea and provide unity.
 - e) Select specific vocabulary and information for audience and purpose.
 - f) Use interview quotations as evidence.
 - g) Revise writing for clarity of content, word choice, sentence variety, and transitions among paragraphs.
 - h) Use computer technology to plan, draft, revise, edit, and publish writing.

UNDERSTANDING THE STANDARD (Teacher Notes)	ESSENTIAL UNDERSTANDINGS	ESSENTIAL KNOWLEDGE, SKILLS, AND PROCESSES
		<ul style="list-style-type: none"> • create a thesis statement that focuses the essay, expresses the writer’s position in an argument, or explains the purpose of the essay, and is usually found in the first paragraph. • elaborate the central idea, providing sustained unity throughout the writing. • choose language that expresses ideas precisely and concisely, recognizing and eliminating wordiness and redundancy. • use appropriate and varied transitions to create cohesion and clarify the relationships among ideas and concepts. • sustain a formal style. • develop a conclusion.

- 8.8 The student will edit writing for correct grammar, capitalization, punctuation, spelling, sentence structure, and paragraphing.**
- a) Use a variety of graphic organizers, including sentence diagrams, to analyze and improve sentence formation and paragraph structure.
 - b) Use and punctuate correctly varied sentence structures to include conjunctions and transition words.
 - c) Choose the correct case and number for pronouns in prepositional phrases with compound objects.
 - d) Maintain consistent verb tense across paragraphs.
 - e) Use comparative and superlative degrees in adverbs and adjectives.
 - f) Use quotation marks with dialogue and direct quotations.
 - g) Use correct spelling for frequently used words.

UNDERSTANDING THE STANDARD (Teacher Notes)	ESSENTIAL UNDERSTANDINGS	ESSENTIAL KNOWLEDGE, SKILLS, AND PROCESSES
<ul style="list-style-type: none"> • The intent of this standard is that students will understand and apply all the conventions of language learned at the elementary and middle school levels. • Students will maintain correct use of language to enhance writing and to avoid confusing or distracting the reader. • The conventions of correct language are an integral part of the writing process. • Diagramming sentences is a strategy to increase understanding of their structure. • Teachers will explain the function of verbals (gerunds, participles, and infinitives) and how they are used to provide sentence variety in writing. 	<p>All students should</p> <ul style="list-style-type: none"> • proofread and edit drafts with teacher assistance, peer collaboration, and growing independence. • understand that pronouns need to agree with antecedents in gender, number, and person. • understand that verbs must agree with subjects. • use verbs in the indicative, imperative, interrogative, conditional, and subjunctive form. • recognize and correct inappropriate shifts in verb forms. 	<p>To be successful with this standard, students are expected to</p> <ul style="list-style-type: none"> • use complete sentences with appropriate punctuation, including the punctuation of dialogue and the punctuation between dependent and independent clauses. • use punctuation (comma, ellipsis, dash) to indicate a pause or break. • use an ellipsis to indicate an omission. • diagram sentences with phrases and clauses. • use a singular verb with a singular subject and a plural verb with a plural subject. • use a singular pronoun to refer to a singular antecedent and a plural pronoun to refer to a plural antecedent. • use objective pronouns in prepositional phrases with compound objects. • choose and maintain tense (present, past, future) throughout an entire paragraph or text. • use comparative and superlative adjectives. • use comparative and superlative adverbs. • use and correctly punctuate transitional words, such as <i>furthermore</i>, <i>however</i>, <i>since</i>, and <i>next</i>. • use correct conjunctions, such as <i>either/or</i> and <i>neither/nor</i>. • embed quotations from other sources with skill and accuracy.

- 8.8** The student will edit writing for correct grammar, capitalization, punctuation, spelling, sentence structure, and paragraphing.
- a) Use a variety of graphic organizers, including sentence diagrams, to analyze and improve sentence formation and paragraph structure.
 - b) Use and punctuate correctly varied sentence structures to include conjunctions and transition words.
 - c) Choose the correct case and number for pronouns in prepositional phrases with compound objects.
 - d) Maintain consistent verb tense across paragraphs.
 - e) Use comparative and superlative degrees in adverbs and adjectives.
 - f) Use quotation marks with dialogue and direct quotations.
 - g) Use correct spelling for frequently used words.

UNDERSTANDING THE STANDARD (Teacher Notes)	ESSENTIAL UNDERSTANDINGS	ESSENTIAL KNOWLEDGE, SKILLS, AND PROCESSES
		<ul style="list-style-type: none"> • use quotation marks correctly with dialogue.

At the eighth-grade level, students will apply knowledge of appropriate reference material to produce a research product including the collection and organization of information from multiple online, print, and media sources. They will extend skills in the evaluation of sources and the use of technology to research, organize, evaluate, and communicate information. In addition, they will continue to cite sources and avoid plagiarism by using Modern Language Association (MLA) or American Psychological Association (APA) style guidelines.

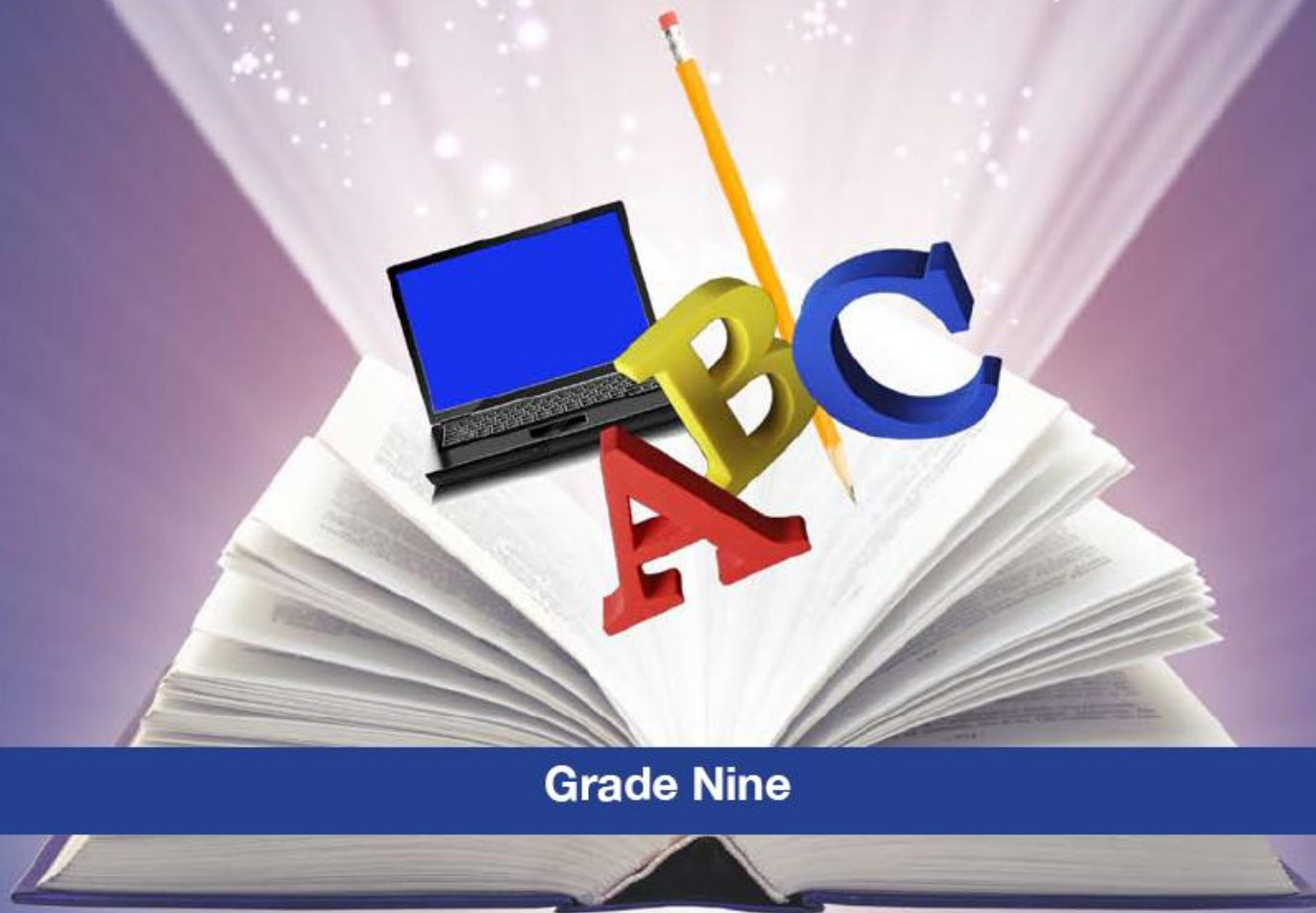
- 8.9 The student will apply knowledge of appropriate reference materials to produce a research product.**
- a) **Collect and synthesize information from multiple sources including online, print and media.**
 - b) **Evaluate the validity and authenticity of texts.**
 - c) **Use technology as a tool to research, organize, evaluate, and communicate information.**
 - d) **Make sense of information gathered from diverse sources by identifying misconceptions, main and supporting ideas, conflicting information, point of view or bias.**
 - e) **Cite primary and secondary sources using Modern Language Association (MLA) or American Psychological Association (APA) style.**
 - f) **Publish findings and respond to feedback.**
 - g) **Define the meaning and consequences of plagiarism and follow ethical and legal guidelines for gathering and using information.**

UNDERSTANDING THE STANDARD (Teacher Notes)	ESSENTIAL UNDERSTANDINGS	ESSENTIAL KNOWLEDGE, SKILLS, AND PROCESSES
<ul style="list-style-type: none"> • The intent of this standard is that students will collect resources, evaluate their usefulness, conduct research, and appropriately cite reliable sources of information. • Students will evaluate the accuracy and authenticity of multiple sources. • Students will evaluate the intent of the author, which may include misinformation, bias, and unsupported assertions. 	<p>All students should</p> <ul style="list-style-type: none"> • determine if a source is trustworthy and accurate. • understand that using multiple sources of information produces a more complete understanding of a topic. 	<p>To be successful with this standard, students are expected to</p> <ul style="list-style-type: none"> • understand that a primary source is an original document or a firsthand or eyewitness account of an event. • understand that a secondary source discusses information originally presented somewhere else. Secondary sources provide analysis, interpretation, or evaluation of the original information. • use a variety of strategies to generate notes, and determine the central ideas of a primary or secondary source, synthesize information, and provide an accurate summary. • embed quotations from other sources with skill and accuracy. • evaluate the validity and authenticity of texts, using questions such as: <ul style="list-style-type: none"> ◦ Does the source appear in a reputable publication? ◦ Is the source free from bias? Does the writer have something to gain from his opinion? ◦ Does the information contain facts for support? ◦ Is the same information found in more than one source? • conduct short research projects to answer a question drawing on several sources and generating questions. • use computer technology to research, organize, evaluate, and communicate information.

- 8.9** The student will apply knowledge of appropriate reference materials to produce a research product.
- a) Collect and synthesize information from multiple sources including online, print and media.
 - b) Evaluate the validity and authenticity of texts.
 - c) Use technology as a tool to research, organize, evaluate, and communicate information.
 - d) Make sense of information gathered from diverse sources by identifying misconceptions, main and supporting ideas, conflicting information, point of view or bias.
 - e) Cite primary and secondary sources using Modern Language Association (MLA) or American Psychological Association (APA) style.
 - f) Publish findings and respond to feedback.
 - g) Define the meaning and consequences of plagiarism and follow ethical and legal guidelines for gathering and using information.

UNDERSTANDING THE STANDARD (Teacher Notes)	ESSENTIAL UNDERSTANDINGS	ESSENTIAL KNOWLEDGE, SKILLS, AND PROCESSES
		<ul style="list-style-type: none"> • document using a standard form such as MLA or APA. • avoid plagiarism, give credit whenever using another person's idea or opinion, facts, statistics, graphs, drawings, quotations, or paraphrases of another person's words.

English Standards of Learning CURRICULUM FRAMEWORK 2010



Grade Nine

Board of Education, Commonwealth of Virginia

At the ninth-grade level, students will develop interpersonal communication skills as well as those skills required for more formal public speaking opportunities. They will continue to develop proficiency in making planned oral presentations independently and in small groups. They will continue to develop media literacy by producing, analyzing, and evaluating auditory, visual, and written media messages.

- 9.1 The student will make planned oral presentations independently and in small groups.**
- a) **Include definitions to increase clarity.**
 - b) **Use relevant details to support main ideas.**
 - c) **Illustrate main ideas through anecdotes and examples.**
 - d) **Use grammatically correct language, including vocabulary appropriate to the topic, audience, and purpose.**
 - e) **Use verbal and nonverbal techniques for presentation.**
 - f) **Evaluate impact and purpose of presentation.**
 - g) **Credit information sources.**
 - h) **Give impromptu responses to questions about presentation.**
 - i) **Give and follow spoken directions to perform specific tasks, answer questions, or solve problems.**
 - j) **Use a variety of strategies to listen actively.**
 - k) **Summarize and evaluate information presented orally by others.**
 - l) **Assume shared responsibility for collaborative work.**

UNDERSTANDING THE STANDARD (Teacher Notes)	ESSENTIAL UNDERSTANDINGS	ESSENTIAL KNOWLEDGE, SKILLS, AND PROCESSES
<ul style="list-style-type: none"> • Students will make planned oral presentations. • Students should cite sources according to proper MLA or APA format. 	<p>All students should</p> <ul style="list-style-type: none"> • understand that technical and specialized language helps the audience comprehend the content of oral presentations. • understand that verbal techniques are important for effective communication. • understand that crediting sources is important to prevent plagiarism and establish credibility. • demonstrate the ability to work effectively with diverse groups, including: <ul style="list-style-type: none"> ◦ exercising flexibility in making necessary compromises to accomplish a common goal. 	<p>To be successful with this standard, students are expected to</p> <ul style="list-style-type: none"> • define technical and specialized language to increase clarity of their oral presentations. • incorporate details, such as facts, statistics, quotations, information from interviews and surveys, and pertinent information discovered during research, to support the main ideas of their oral presentations. • organize presentation in a structure appropriate to the audience, topic, and purpose (problem-solution, comparison-contrast, cause-effect, etc.). • use examples from their knowledge and experience to support the main ideas of their oral presentation. • use grammar and vocabulary appropriate for situation, audience, topic, and purpose. • demonstrate nonverbal techniques including, but not limited, to eye contact, facial expressions, gestures, and stance. • use verbal techniques including, but not limited to, appropriate tone, diction, articulation, clarity, type, and rate. • keep eye contact with audience, adjust volume, tone, and rate, be aware of postures and gestures, use natural tone.

- 9.1 The student will make planned oral presentations independently and in small groups.**
- a) **Include definitions to increase clarity.**
 - b) **Use relevant details to support main ideas.**
 - c) **Illustrate main ideas through anecdotes and examples.**
 - d) **Use grammatically correct language, including vocabulary appropriate to the topic, audience, and purpose.**
 - e) **Use verbal and nonverbal techniques for presentation.**
 - f) **Evaluate impact and purpose of presentation.**
 - g) **Credit information sources.**
 - h) **Give impromptu responses to questions about presentation.**
 - i) **Give and follow spoken directions to perform specific tasks, answer questions, or solve problems.**
 - j) **Use a variety of strategies to listen actively.**
 - k) **Summarize and evaluate information presented orally by others.**
 - l) **Assume shared responsibility for collaborative work.**

UNDERSTANDING THE STANDARD (Teacher Notes)	ESSENTIAL UNDERSTANDINGS	ESSENTIAL KNOWLEDGE, SKILLS, AND PROCESSES
	<ul style="list-style-type: none"> ◦ defining a team goal and working toward its mastery. ◦ maintaining collaboration by ensuring that all ideas are treated respectfully and acknowledged. ◦ demonstrating respect for others' ideas by acknowledging differing points of view. ◦ coming to agreement by seeking consensus. 	<ul style="list-style-type: none"> • analyze and critique the relationship among purpose, audience, and content of presentations. • assess the impact of presentations, including the effectiveness of verbal and nonverbal techniques using a rubric or checklist. • give credit in their oral presentations to authors, researchers, and interviewers by citing titles of articles, magazines, newspapers, books, documents, and other reference materials used in the presentations. • respond to questions about their oral presentations. • collaborate with peers to set rules for group presentations and discussions, set clear goals and deadlines, and define individual roles as needed. • engage others in a conversation by posing and responding to questions in a group situation. • demonstrate active listening skills by looking at the speaker, using body language to indicate attentiveness, and give appropriate feedback. • summarize or paraphrase what others have said to show attentiveness: "It sounds like you were saying. . ." and provide an evaluation of others' information. • analyze and critique the effectiveness of a speaker's or group's demeanor,

- 9.1** The student will make planned oral presentations independently and in small groups.
- a) Include definitions to increase clarity.
 - b) Use relevant details to support main ideas.
 - c) Illustrate main ideas through anecdotes and examples.
 - d) Use grammatically correct language, including vocabulary appropriate to the topic, audience, and purpose.
 - e) Use verbal and nonverbal techniques for presentation.
 - f) Evaluate impact and purpose of presentation.
 - g) Credit information sources.
 - h) Give impromptu responses to questions about presentation.
 - i) Give and follow spoken directions to perform specific tasks, answer questions, or solve problems.
 - j) Use a variety of strategies to listen actively.
 - k) Summarize and evaluate information presented orally by others.
 - l) Assume shared responsibility for collaborative work.

UNDERSTANDING THE STANDARD (Teacher Notes)	ESSENTIAL UNDERSTANDINGS	ESSENTIAL KNOWLEDGE, SKILLS, AND PROCESSES
		voice, language, gestures, clarity of thought, organization of evidence, relevance of information, and delivery. <ul style="list-style-type: none"> • analyze and critique the relationship among purpose, audience, and content of presentations.

- 9.2 The student will produce, analyze, and evaluate auditory, visual, and written media messages.**
- a) Analyze and interpret special effects used in media messages including television, film, and Internet.**
 - b) Determine the purpose of the media message and its effect on the audience.**
 - c) Describe possible cause and effect relationships between mass media coverage and public opinion trends.**
 - d) Evaluate sources including advertisements, editorial, and feature stories for relationships between intent and factual content.**
 - e) Monitor, analyze, and use multiple streams of simultaneous information.**

UNDERSTANDING THE STANDARD (Teacher Notes)	ESSENTIAL UNDERSTANDINGS	ESSENTIAL KNOWLEDGE, SKILLS, AND PROCESSES
<ul style="list-style-type: none"> • Students will develop media literacy by studying various media components and messages. • Students will also recognize that all media messages are constructed and that to understand the whole meaning of the message they can <i>deconstruct</i> it, looking at the following attributes: <ul style="list-style-type: none"> ◦ Authorship (Who constructed the message?) ◦ Format (This is not just the medium being used but also how the creators used specific elements for effect, i.e., color, sound, emphasis on certain words, amateur video, kids' voices.) ◦ Audience (Who is the person or persons meant to see the message? How will different people <i>see</i> the message?) ◦ Content (This is not just the visible content but the embedded content as well which includes underlying assumptions of values or points of view; facts and opinions may be intermixed.) ◦ Purpose (Why is the message being sent— is it meant to persuade, inform, entertain, sell, or a combination of these?) 	<p>All students should</p> <ul style="list-style-type: none"> • evaluate how special effects are employed in a multimedia message to persuade the viewer. • comprehend persuasive language and word connotations to convey viewpoint and bias. 	<p>To be successful with this standard, students are expected to</p> <ul style="list-style-type: none"> • create and publish media messages, such as public service announcements aimed at a variety of audiences and with different purposes. • recognize that persuasive techniques are used to convince viewers to make decisions, change their minds, take a stand on an issue, or predict a certain outcome, such as: <ul style="list-style-type: none"> ◦ <i>ad hominem</i> – means “to the man” does not argue the issue, instead it argues the person; ◦ <i>red herring</i> – is a deliberate attempt to divert attention; ◦ <i>straw man</i> – creates the illusion of having refuted a proposition by substituting a similar yet weaker proposition (the “straw man”); ◦ <i>begging the question</i> – assumes the conclusion is true without proving it; <i>circular argument</i>; ◦ <i>testimonial</i> – uses famous people to endorse the product or idea; ◦ <i>ethical appeal</i> – establishes the writer as knowledgeable; ◦ <i>emotional appeal</i> – appeals strictly to emotions often used with strong visuals; and ◦ <i>logical appeal</i> – is the strategic use of logic, claims, and evidence. • identify and evaluate word choice in the media. • investigate the use of bias and viewpoints in media. • describe the effect of persuasive messages in the media on the audience. • identify public opinion trends and possible causes. • identify and analyze choice of information in the media and distinguish between fact and opinion.

- 9.2 The student will produce, analyze, and evaluate auditory, visual, and written media messages.**
- a) Analyze and interpret special effects used in media messages including television, film, and Internet.**
 - b) Determine the purpose of the media message and its effect on the audience.**
 - c) Describe possible cause and effect relationships between mass media coverage and public opinion trends.**
 - d) Evaluate sources including advertisements, editorial, and feature stories for relationships between intent and factual content.**
 - e) Monitor, analyze, and use multiple streams of simultaneous information.**

UNDERSTANDING THE STANDARD (Teacher Notes)	ESSENTIAL UNDERSTANDINGS	ESSENTIAL KNOWLEDGE, SKILLS, AND PROCESSES
		<ul style="list-style-type: none"> • identify and analyze sources and viewpoints in the media. • analyze information from many different print and electronic sources. • identify basic principles of media literacy: <ul style="list-style-type: none"> ◦ media messages are constructed; ◦ messages are representations of reality with values and viewpoints; ◦ each form of media uses a unique set of rules to construct messages; ◦ individuals interpret based on personal experience; and ◦ media are driven to gain profit or power. • identify key questions of media literacy: <ul style="list-style-type: none"> ◦ Who created the message? ◦ What techniques are used to attract attention? ◦ How might different people react differently to this message? ◦ What values, lifestyles and points of view are represented in, or omitted from, this message? ◦ What is the purpose of this message?

At the ninth-grade level, students will apply knowledge of word origins, derivations, and figurative language to extend vocabulary development in authentic texts. They will be introduced to literary works from a variety of cultures and eras, and they will apply knowledge of literary terms and forms to their reading and writing and to analyses of literature and other printed materials. Students will continue to develop their reading comprehension skills through utilizing strategies to identify formats, text structures, and main ideas. They will apply these skills across the content areas, including history and social science, science, and mathematics. When selecting texts, teachers will consider appropriateness of subject and theme as well as text complexity.

- 9.3 The student will apply knowledge of word origins, derivations, and figurative language to extend vocabulary development in authentic texts.**
- a) Use structural analysis of roots, affixes, synonyms, antonyms, and cognates to understand complex words.
 - b) Use context, structure, and connotations to determine meanings of words and phrases.
 - c) Discriminate between connotative and denotative meanings and interpret the connotation.
 - d) Identify the meaning of common idioms.
 - e) Identify literary and classical allusions and figurative language in text.
 - f) Extend general and specialized vocabulary through speaking, reading, and writing.
 - g) Use knowledge of the evolution, diversity, and effects of language to comprehend and elaborate the meaning of texts.

UNDERSTANDING THE STANDARD (Teacher Notes)	ESSENTIAL UNDERSTANDINGS	ESSENTIAL KNOWLEDGE, SKILLS, AND PROCESSES
<ul style="list-style-type: none"> • The intent of this standard is that students will increase their independence as learners of vocabulary. • Students will use prefixes, suffixes, roots, derivations, and inflections of polysyllabic words to determine meaning and relationships among related words. • Teachers should use a study of cognates (words from the same linguistic family) to enhance vocabulary instruction. Cognates can occur within the same language or across languages, e.g., <i>night</i> (English), <i>nuit</i> (French), <i>Nacht</i> (German), <i>nacht</i> (Dutch), <i>nicht</i> (Scots), <i>natt</i> (Swedish, Norwegian), <i>nat</i> (Danish), <i>raat</i> (Urdu), <i>nátt</i> (Faroese), <i>nótt</i> (Icelandic), <i>noc</i> (Czech, Slovak, Polish). • Students will evaluate the use of figurative language in text. • Students will use context and connotations to help determine the meaning of synonymous words and appreciate an author's choices of words and images. • Connotation is subjective, cultural and 	<p>All students should</p> <ul style="list-style-type: none"> • recognize that figurative language enriches text. • understand that word structure aids comprehension of unfamiliar and complex words. 	<p>To be successful with this standard, students are expected to</p> <ul style="list-style-type: none"> • use word structure to analyze and relate words. • use roots or affixes to determine or clarify the meaning of words. • recognize that words have nuances of meaning and that understanding the connotations may be necessary to determine the appropriate meaning. • demonstrate an understanding of idioms. • use prior reading knowledge and other study to identify the meaning of literary and classical allusions. • interpret figures of speech (e.g., euphemism, oxymoron) in context and analyze their role in the text. • analyze connotations of words with similar denotations. • use context (e.g., the overall meaning of a sentence, paragraph, or text; a word's position or function in a sentence) as a clue to the meaning of a word or phrase. • identify and correctly use patterns of word changes that indicate different meanings or parts of speech (e.g., <i>conceive</i>, <i>conception</i>, <i>conceivable</i>). • consult general and specialized reference materials (e.g., dictionaries, thesaurus). • demonstrate understanding of figurative language, word relationships, and connotations in word meanings.

- 9.3** The student will apply knowledge of word origins, derivations, and figurative language to extend vocabulary development in authentic texts.
- a) Use structural analysis of roots, affixes, synonyms, antonyms, and cognates to understand complex words.
 - b) Use context, structure, and connotations to determine meanings of words and phrases.
 - c) Discriminate between connotative and denotative meanings and interpret the connotation.
 - d) Identify the meaning of common idioms.
 - e) Identify literary and classical allusions and figurative language in text.
 - f) Extend general and specialized vocabulary through speaking, reading, and writing.
 - g) Use knowledge of the evolution, diversity, and effects of language to comprehend and elaborate the meaning of texts.

UNDERSTANDING THE STANDARD (Teacher Notes)	ESSENTIAL UNDERSTANDINGS	ESSENTIAL KNOWLEDGE, SKILLS, AND PROCESSES
<p>emotional. A stubborn person may be described as being either <i>strong-willed</i> or <i>pig-headed</i>. They have the same literal meaning (i.e., <i>stubborn</i>), <i>strong-willed</i> connotes admiration for the level of someone's will, while <i>pig-headed</i> connotes frustration in dealing with someone.</p> <ul style="list-style-type: none"> • Denotation is a dictionary definition of a word. • Idiom is an expression peculiar to a particular language or group of people that means something different from the dictionary definition (e.g., blessing in disguise, chip on your shoulder). • An allusion is an indirect reference to a person, place, event or thing-- real or fictional. J.D. Salinger's <i>The Catcher in the Rye</i> is an allusion to a poem by Robert Burns. Stephen Vincent Benet's story <i>By the Waters of Babylon</i> alludes to Psalm 137 in the Bible. 		

- 9.4 The student will read, comprehend, and analyze a variety of literary texts including narratives, narrative nonfiction, poetry, and drama.**
- a) **Identify author’s main idea and purpose.**
 - b) **Summarize text relating the supporting details.**
 - c) **Identify the characteristics that distinguish literary forms.**
 - d) **Use literary terms in describing and analyzing selections.**
 - e) **Explain the relationships between and among elements of literature: characters, plot, setting, tone, point of view, and theme.**
 - f) **Compare and contrast the use of rhyme, rhythm, sound, imagery, and other literary devices to convey a message and elicit the reader’s emotion.**
 - g) **Analyze the cultural or social function of a literary text.**
 - h) **Explain the relationship between the author’s style and literary effect.**
 - i) **Explain the influence of historical context on the form, style, and point of view of a written work.**
 - j) **Compare and contrast author’s use of literary elements within a variety of genres.**
 - k) **Analyze how an author’s specific word choices and syntax achieve special effects and support the author’s purpose.**
 - l) **Make predictions, inferences, draw conclusions, and connect prior knowledge to support reading comprehension.**
 - m) **Use reading strategies to monitor comprehension throughout the reading process.**

UNDERSTANDING THE STANDARD (Teacher Notes)	ESSENTIAL UNDERSTANDINGS	ESSENTIAL KNOWLEDGE, SKILLS, AND PROCESSES
<ul style="list-style-type: none"> • Strategies for reading should be used to develop reading comprehension skills. Students will apply a process for reading as they analyze a variety of literature. They will study classical and contemporary selections that represent literary forms. • Students will enhance their understanding of the characteristics of various literary forms through the reading and analysis of a variety of genres, such as poetry, prose, essays, short stories, historical fiction, and narrative nonfiction. • Students will understand that literary texts can fulfill a social or cultural function depending on the time, location, and purpose of the author. For example, <i>The Grapes of Wrath</i>, which focuses on the plight of migrant farmers, 	<p>All students should</p> <ul style="list-style-type: none"> • understand the relationship between an author’s style and literary effect. • understand an author’s use of figurative language to create images, sounds, and effects. • understand an author’s use of structuring techniques to present literary content. • understand the techniques an author uses to convey information about a character. • understand character types. • understand a character’s 	<p>To be successful with this standard, students are expected to</p> <ul style="list-style-type: none"> • identify main idea, purpose, and supporting details. • provide a summary of the text. • identify the differing characteristics that distinguish literary forms, including: <ul style="list-style-type: none"> ◦ narrative – short story, anecdote, character sketch, fable, legend, myth, tall tale, allegory, novel; ◦ poetry – epic, ballad, sonnet, lyric, elegy, ode; ◦ drama – comedy, tragedy; ◦ essay – editorial, journal/diary entry, informative/explanatory essay, analytical essay, speech; and ◦ narrative nonfiction – biographies, autobiographies, personal essays. • identify and analyze elements of dramatic literature: <ul style="list-style-type: none"> ◦ dramatic structure: exposition/initiating event, rising action, complication/conflict, climax, falling action, resolution/denouement

- 9.4 The student will read, comprehend, and analyze a variety of literary texts including narratives, narrative nonfiction, poetry, and drama.**
- a) **Identify author’s main idea and purpose.**
 - b) **Summarize text relating the supporting details.**
 - c) **Identify the characteristics that distinguish literary forms.**
 - d) **Use literary terms in describing and analyzing selections.**
 - e) **Explain the relationships between and among elements of literature: characters, plot, setting, tone, point of view, and theme.**
 - f) **Compare and contrast the use of rhyme, rhythm, sound, imagery, and other literary devices to convey a message and elicit the reader’s emotion.**
 - g) **Analyze the cultural or social function of a literary text.**
 - h) **Explain the relationship between the author’s style and literary effect.**
 - i) **Explain the influence of historical context on the form, style, and point of view of a written work.**
 - j) **Compare and contrast author’s use of literary elements within a variety of genres.**
 - k) **Analyze how an author’s specific word choices and syntax achieve special effects and support the author’s purpose.**
 - l) **Make predictions, inferences, draw conclusions, and connect prior knowledge to support reading comprehension.**
 - m) **Use reading strategies to monitor comprehension throughout the reading process.**

UNDERSTANDING THE STANDARD (Teacher Notes)	ESSENTIAL UNDERSTANDINGS	ESSENTIAL KNOWLEDGE, SKILLS, AND PROCESSES
<p>affected the conscience of a nation and helped laws to change.</p> <ul style="list-style-type: none"> • Students will understand that parallel plots are plots in which each main character has a separate but related story line that merges together (e.g., <i>A Tale of Two Cities</i>). • Students will read and analyze one-act and full-length plays. • Students will use a variety of reading strategies such as text annotation, QAR (Question-, Answer Relationships), thinking aloud, etc. 	<p>development throughout a text.</p> <ul style="list-style-type: none"> • understand how authors are often influenced either consciously or unconsciously by the ideas, values, and location in which they live. • understand that an author draws on and transforms source material in a specific work (e.g. how a later author draws on a play by Shakespeare). • understand that in dramatic works, setting, mood, characters, plot, and theme are often revealed through staging as well as through narration 	<p>(conclusion/resolution);</p> <ul style="list-style-type: none"> ◦ monologue; ◦ soliloquy; ◦ dialogue; ◦ aside; ◦ dialect; and ◦ stage directions. <ul style="list-style-type: none"> • describe how stage directions help the reader understand a play’s setting, mood, characters, plot, and theme. • compare and contrast the representation of a subject or a key scene in two different media and analyze what is emphasized in each. • explain the relationships among the elements of literature, such as: <ul style="list-style-type: none"> ◦ protagonist and other characters; ◦ plot; ◦ setting; ◦ tone;

- 9.4** The student will read, comprehend, and analyze a variety of literary texts including narratives, narrative nonfiction, poetry, and drama.
- a) Identify author’s main idea and purpose.
 - b) Summarize text relating the supporting details.
 - c) Identify the characteristics that distinguish literary forms.
 - d) Use literary terms in describing and analyzing selections.
 - e) Explain the relationships between and among elements of literature: characters, plot, setting, tone, point of view, and theme.
 - f) Compare and contrast the use of rhyme, rhythm, sound, imagery, and other literary devices to convey a message and elicit the reader’s emotion.
 - g) Analyze the cultural or social function of a literary text.
 - h) Explain the relationship between the author’s style and literary effect.
 - i) Explain the influence of historical context on the form, style, and point of view of a written work.
 - j) Compare and contrast author’s use of literary elements within a variety of genres.
 - k) Analyze how an author’s specific word choices and syntax achieve special effects and support the author’s purpose.
 - l) Make predictions, inferences, draw conclusions, and connect prior knowledge to support reading comprehension.
 - m) Use reading strategies to monitor comprehension throughout the reading process.

UNDERSTANDING THE STANDARD (Teacher Notes)	ESSENTIAL UNDERSTANDINGS	ESSENTIAL KNOWLEDGE, SKILLS, AND PROCESSES
	and dialogue.	<ul style="list-style-type: none"> ◦ point of view – first person, third person limited, third person omniscient; ◦ theme; ◦ speaker; and ◦ narrator. • analyze the techniques used by an author to convey information about a character. • analyze character types, including: <ul style="list-style-type: none"> ◦ dynamic/round character; ◦ static/flat character; and ◦ stereotype and caricature. • analyze how authors create multilayered characters through the use of literary devices: indirect and direct methods of characterization, character’s actions, interactions with other characters, dialogue, physical appearance, and thoughts. • analyze how characters with multiple or conflicting motivations develop

- 9.4** The student will read, comprehend, and analyze a variety of literary texts including narratives, narrative nonfiction, poetry, and drama.
- a) Identify author’s main idea and purpose.
 - b) Summarize text relating the supporting details.
 - c) Identify the characteristics that distinguish literary forms.
 - d) Use literary terms in describing and analyzing selections.
 - e) Explain the relationships between and among elements of literature: characters, plot, setting, tone, point of view, and theme.
 - f) Compare and contrast the use of rhyme, rhythm, sound, imagery, and other literary devices to convey a message and elicit the reader’s emotion.
 - g) Analyze the cultural or social function of a literary text.
 - h) Explain the relationship between the author’s style and literary effect.
 - i) Explain the influence of historical context on the form, style, and point of view of a written work.
 - j) Compare and contrast author’s use of literary elements within a variety of genres.
 - k) Analyze how an author’s specific word choices and syntax achieve special effects and support the author’s purpose.
 - l) Make predictions, inferences, draw conclusions, and connect prior knowledge to support reading comprehension.
 - m) Use reading strategies to monitor comprehension throughout the reading process.

UNDERSTANDING THE STANDARD (Teacher Notes)	ESSENTIAL UNDERSTANDINGS	ESSENTIAL KNOWLEDGE, SKILLS, AND PROCESSES
		<p>over the course of a text, interact with other characters, and advance the plot or develop theme.</p> <ul style="list-style-type: none"> • analyze how the plot structures (conflict, resolution, climax, and subplots) advance the action in literature, • determine a theme of a text and analyze its development over the course of the text. • compare and contrast types of figurative language and other literary devices such as: <ul style="list-style-type: none"> ◦ simile; ◦ metaphor; ◦ personification; ◦ analogy; ◦ symbolism; ◦ apostrophe; ◦ allusion; ◦ imagery;

- 9.4** The student will read, comprehend, and analyze a variety of literary texts including narratives, narrative nonfiction, poetry, and drama.
- a) Identify author’s main idea and purpose.
 - b) Summarize text relating the supporting details.
 - c) Identify the characteristics that distinguish literary forms.
 - d) Use literary terms in describing and analyzing selections.
 - e) Explain the relationships between and among elements of literature: characters, plot, setting, tone, point of view, and theme.
 - f) Compare and contrast the use of rhyme, rhythm, sound, imagery, and other literary devices to convey a message and elicit the reader’s emotion.
 - g) Analyze the cultural or social function of a literary text.
 - h) Explain the relationship between the author’s style and literary effect.
 - i) Explain the influence of historical context on the form, style, and point of view of a written work.
 - j) Compare and contrast author’s use of literary elements within a variety of genres.
 - k) Analyze how an author’s specific word choices and syntax achieve special effects and support the author’s purpose.
 - l) Make predictions, inferences, draw conclusions, and connect prior knowledge to support reading comprehension.
 - m) Use reading strategies to monitor comprehension throughout the reading process.

UNDERSTANDING THE STANDARD (Teacher Notes)	ESSENTIAL UNDERSTANDINGS	ESSENTIAL KNOWLEDGE, SKILLS, AND PROCESSES
		<ul style="list-style-type: none"> ◦ paradox; and ◦ oxymoron. • identify sound devices, including: <ul style="list-style-type: none"> ◦ rhyme (approximate, end, slant) ◦ rhythm; ◦ repetition; ◦ alliteration; ◦ assonance; ◦ consonance; ◦ onomatopoeia; and ◦ parallelism. • identify and analyze an author’s presentation of literary content by the use of structuring techniques, such as: <ul style="list-style-type: none"> ◦ dialogue; ◦ foreshadowing; ◦ parallel plots; ◦ subplots and multiple story lines;

- 9.4** The student will read, comprehend, and analyze a variety of literary texts including narratives, narrative nonfiction, poetry, and drama.
- a) Identify author’s main idea and purpose.
 - b) Summarize text relating the supporting details.
 - c) Identify the characteristics that distinguish literary forms.
 - d) Use literary terms in describing and analyzing selections.
 - e) Explain the relationships between and among elements of literature: characters, plot, setting, tone, point of view, and theme.
 - f) Compare and contrast the use of rhyme, rhythm, sound, imagery, and other literary devices to convey a message and elicit the reader’s emotion.
 - g) Analyze the cultural or social function of a literary text.
 - h) Explain the relationship between the author’s style and literary effect.
 - i) Explain the influence of historical context on the form, style, and point of view of a written work.
 - j) Compare and contrast author’s use of literary elements within a variety of genres.
 - k) Analyze how an author’s specific word choices and syntax achieve special effects and support the author’s purpose.
 - l) Make predictions, inferences, draw conclusions, and connect prior knowledge to support reading comprehension.
 - m) Use reading strategies to monitor comprehension throughout the reading process.

UNDERSTANDING THE STANDARD (Teacher Notes)	ESSENTIAL UNDERSTANDINGS	ESSENTIAL KNOWLEDGE, SKILLS, AND PROCESSES
		<ul style="list-style-type: none"> ◦ flashback; ◦ soliloquy; ◦ verse; ◦ refrain; and ◦ stanza forms <ul style="list-style-type: none"> - couplet - quatrain - sestet - octet (octave). • identify and analyze an author’s use of diction (word choice) and syntax to convey ideas and content, including: <ul style="list-style-type: none"> ◦ rhetorical question; ◦ cliché; ◦ connotation; ◦ denotation; ◦ hyperbole; ◦ understatement;

- 9.4** The student will read, comprehend, and analyze a variety of literary texts including narratives, narrative nonfiction, poetry, and drama.
- a) Identify author’s main idea and purpose.
 - b) Summarize text relating the supporting details.
 - c) Identify the characteristics that distinguish literary forms.
 - d) Use literary terms in describing and analyzing selections.
 - e) Explain the relationships between and among elements of literature: characters, plot, setting, tone, point of view, and theme.
 - f) Compare and contrast the use of rhyme, rhythm, sound, imagery, and other literary devices to convey a message and elicit the reader’s emotion.
 - g) Analyze the cultural or social function of a literary text.
 - h) Explain the relationship between the author’s style and literary effect.
 - i) Explain the influence of historical context on the form, style, and point of view of a written work.
 - j) Compare and contrast author’s use of literary elements within a variety of genres.
 - k) Analyze how an author’s specific word choices and syntax achieve special effects and support the author’s purpose.
 - l) Make predictions, inferences, draw conclusions, and connect prior knowledge to support reading comprehension.
 - m) Use reading strategies to monitor comprehension throughout the reading process.

UNDERSTANDING THE STANDARD (Teacher Notes)	ESSENTIAL UNDERSTANDINGS	ESSENTIAL KNOWLEDGE, SKILLS, AND PROCESSES
		<ul style="list-style-type: none"> ◦ irony; <ul style="list-style-type: none"> - dramatic - situational - verbal ◦ dialect; and ◦ pun.

- 9.5** The student will read and analyze a variety of nonfiction texts.
- a) Recognize an author’s intended purpose for writing and identify the main idea.
 - b) Summarize text relating supporting details.
 - c) Understand the purpose of text structures and use those features to locate information and gain meaning from texts.
 - d) Identify characteristics of expository, technical, and persuasive texts.
 - e) Identify a position/argument to be confirmed, disproved, or modified.
 - f) Evaluate clarity and accuracy of information.
 - g) Analyze and synthesize information in order to solve problems, answer questions, or complete a task.
 - h) Draw conclusions and make inferences on explicit and implied information using textual support as evidence.
 - i) Differentiate between fact and opinion.
 - j) Organize and synthesize information from sources for use in written and oral presentations.
 - k) Use the reading strategies to monitor comprehension throughout the reading process.

UNDERSTANDING THE STANDARD (Teacher Notes)	ESSENTIAL UNDERSTANDINGS	ESSENTIAL KNOWLEDGE, SKILLS, AND PROCESSES
<ul style="list-style-type: none"> • The intent of this standard is that students will read and analyze a variety of nonfiction, i.e., informational/factual prose materials. • Students will understand the purpose of text structures and use those features to locate information, such as: problem-solution, cause and effect, ordered sequence, definition or description with a list. • Students will understand before-, during-, and after-reading strategies. • Students will use a variety of reading strategies such as text annotation, QAR (Question-Answer Relationship), thinking aloud, etc. 	<p>All students should</p> <ul style="list-style-type: none"> • understand that specialized vocabulary is vocabulary that is unique to a specific content, topic, or discipline. 	<p>To be successful with this standard, students are expected to</p> <ul style="list-style-type: none"> • identify and infer the main idea from a variety of complex informational text. • explain author’s purpose in informational text. • identify and summarize essential details that support the main idea of informational text. • analyze two or more texts with conflicting information on the same topic and identify how the texts disagree. • demonstrate the use of text features to locate information, such as: <ul style="list-style-type: none"> ◦ title page; ◦ bolded or highlighted words; ◦ index; ◦ graphics; ◦ charts; and ◦ headings. • analyze text structures (organizational pattern), including: <ul style="list-style-type: none"> ◦ cause and effect; ◦ comparison/contrast; ◦ enumeration or listing;

- 9.5** The student will read and analyze a variety of nonfiction texts.
- a) Recognize an author’s intended purpose for writing and identify the main idea.
 - b) Summarize text relating supporting details.
 - c) Understand the purpose of text structures and use those features to locate information and gain meaning from texts.
 - d) Identify characteristics of expository, technical, and persuasive texts.
 - e) Identify a position/argument to be confirmed, disproved, or modified.
 - f) Evaluate clarity and accuracy of information.
 - g) Analyze and synthesize information in order to solve problems, answer questions, or complete a task.
 - h) Draw conclusions and make inferences on explicit and implied information using textual support as evidence.
 - i) Differentiate between fact and opinion.
 - j) Organize and synthesize information from sources for use in written and oral presentations.
 - k) Use the reading strategies to monitor comprehension throughout the reading process.

UNDERSTANDING THE STANDARD (Teacher Notes)	ESSENTIAL UNDERSTANDINGS	ESSENTIAL KNOWLEDGE, SKILLS, AND PROCESSES
		<ul style="list-style-type: none"> ◦ sequential or chronological; ◦ concept/definition; ◦ generalization; and ◦ process. • identify an author’s position/argument within informational text. • evaluate the clarity and accuracy of information found in informational texts, such as manuals, textbooks, business letters, newspapers, etc. • make inferences and draw conclusions from complex informational text. • examine text structures to aid comprehension and analysis of complex, informational texts. • use a variety of reading strategies to self-monitor the reading process.

At the ninth-grade level, students will write narrative, expository, and persuasive forms with an emphasis on analysis. As in every grade, daily writing experiences are essential for all ninth-grade students, and they will demonstrate their understanding through written products. They will develop as writers by participating in a process for writing, including prewriting, organizing, composing, revising, editing, and publishing. Students will edit writings for correct grammar, capitalization, punctuation, spelling, sentence structure, and paragraphing.

- 9.6 The student will develop narrative, expository, and persuasive writings for a variety of audiences and purposes.**
- a) **Generate, gather, and organize ideas for writing.**
 - b) **Plan and organize writing to address a specific audience and purpose.**
 - c) **Communicate clearly the purpose of the writing using a thesis statement where appropriate.**
 - d) **Write clear, varied sentences using specific vocabulary and information.**
 - e) **Elaborate ideas clearly through word choice and vivid description.**
 - f) **Arrange paragraphs into a logical progression.**
 - g) **Use transitions between paragraphs and ideas.**
 - h) **Revise writing for clarity of content, accuracy and depth of information.**
 - i) **Use computer technology to plan, draft, revise, edit, and publish writing**

UNDERSTANDING THE STANDARD (Teacher Notes)	ESSENTIAL UNDERSTANDINGS	ESSENTIAL KNOWLEDGE, SKILLS, AND PROCESSES
<ul style="list-style-type: none"> • Students will plan, compose, revise, and edit writing in a variety of forms and for a variety of audiences and purposes. • Writing will encompass narrative, expository, persuasive, and analytical forms. • Students develop as writers by participating in a process for writing — prewriting, organizing, composing, revising, editing, and publishing. • Students should have practice writing for shorter time frames as well as extended time frames. 	<p>All students should</p> <ul style="list-style-type: none"> • understand that writing is a process. • understand the importance of audience, purpose and point of view when writing. • recognize the importance of maintaining a formal style and objective tone in academic writing. • understand that the function of a thesis statement is to focus on the purpose of writing. 	<p>To be successful with this standard, students are expected to</p> <ul style="list-style-type: none"> • use prewriting strategies and organize writing. • plan and develop organized and focused written products that demonstrate their understanding of composing, written expression, and usage/mechanics and that reflect an appropriate audience and purpose. • demonstrate the purpose of writing as narrative, persuasive, expository, or analytical. • apply narrative techniques, such as dialogue, description, and pacing to develop experiences or characters. • write using a clear, focused thesis that addresses the purpose for writing. • provide an engaging introduction and a clear thesis statement that introduces the information presented. • write clear, varied sentences, and increase the use of embedded clauses. • use specific vocabulary and information. • use precise language to convey a vivid picture. • develop the topic with appropriate information, details, and examples. • arrange paragraphs into a logical progression using appropriate words or phrases to signal organizational pattern and transitions between ideas. • revise writing for clarity, content, depth of information, and intended

- 9.6** The student will develop narrative, expository, and persuasive writings for a variety of audiences and purposes.
- a) **Generate, gather, and organize ideas for writing.**
 - b) **Plan and organize writing to address a specific audience and purpose.**
 - c) **Communicate clearly the purpose of the writing using a thesis statement where appropriate.**
 - d) **Write clear, varied sentences using specific vocabulary and information.**
 - e) **Elaborate ideas clearly through word choice and vivid description.**
 - f) **Arrange paragraphs into a logical progression.**
 - g) **Use transitions between paragraphs and ideas.**
 - h) **Revise writing for clarity of content, accuracy and depth of information.**
 - i) **Use computer technology to plan, draft, revise, edit, and publish writing**

UNDERSTANDING THE STANDARD (Teacher Notes)	ESSENTIAL UNDERSTANDINGS	ESSENTIAL KNOWLEDGE, SKILLS, AND PROCESSES
		audience and purpose. <ul style="list-style-type: none"> • use computer technology to assist in the writing process.

- 9.7** The student will self- and peer-edit writing for correct grammar, capitalization, punctuation, spelling, sentence structure, and paragraphing.
- Use and apply rules for the parts of a sentence, including subject/verb, direct/indirect object, and predicate nominative/predicate adjective, and coordinating conjunctions.
 - Use parallel structures across sentences and paragraphs.
 - Use appositives, main clauses, and subordinate clauses.
 - Use commas and semicolons to distinguish and divide main and subordinate clauses.
 - Distinguish between active and passive voice.
 - Proofread and edit writing for intended audience and purpose.

UNDERSTANDING THE STANDARD (Teacher Notes)	ESSENTIAL UNDERSTANDINGS	ESSENTIAL KNOWLEDGE, SKILLS, AND PROCESSES
<ul style="list-style-type: none"> Students will focus on editing and the application of grammatical conventions in writing. Students will understand that parallel structure means using the same grammatical form to express equal or parallel ideas. Students will understand that a main clause is an independent clause that expresses a complete thought and can stand alone as a sentence. Students will understand that a subordinate clause is a dependent clause and does not express a complete thought. Students will understand rules for commas and semicolons when dividing main and subordinate clauses. Students will differentiate between active and passive voice, knowing when it is appropriate to use each in their writing. Students will use verbs in the conditional and subjunctive form to achieve particular effects. 	<p>All students should</p> <ul style="list-style-type: none"> understand that grammatical and syntactical choices convey a writer's message. recognize that active voice means that the subject of a verb <i>performs</i> the action and passive voice means that the subject of a verb <i>receives</i> the action. write using various types of phrases (noun, verb, adjectival, adverbial, participial, prepositional, absolute) and clauses (independent, dependent; noun, relative, adverbial) to convey specific meanings and add variety and interest to writing or presentations. demonstrate an understanding of dependent clauses, independent clauses, and a variety of phrases to show sentence variety. 	<p>To be successful with this standard, students are expected to</p> <ul style="list-style-type: none"> apply rules for sentence development, including: <ul style="list-style-type: none"> subject/verb; direct object; indirect object; predicate nominative; and predicate adjective. identify and appropriately use coordinating conjunctions: <i>for, and, nor, but, or, yet, and so</i> (FANBOYS). use parallel structure when: <ul style="list-style-type: none"> linking coordinate ideas; comparing or contrasting ideas; and linking ideas with correlative conjunctions: <ul style="list-style-type: none"> <i>both...and</i> <i>either...or</i> <i>neither...nor</i> <i>not only...but also.</i> use appositives. distinguish and divide main and subordinate clauses, using commas and semicolons. use a semicolon, or a conjunctive adverb to link two or more closely related independent clauses. differentiate between active and passive voice to create a desired effect.

- 9.7** The student will self- and peer-edit writing for correct grammar, capitalization, punctuation, spelling, sentence structure, and paragraphing.
- a) Use and apply rules for the parts of a sentence, including subject/verb, direct/indirect object, and predicate nominative/predicate adjective, and coordinating conjunctions.
 - b) Use parallel structures across sentences and paragraphs.
 - c) Use appositives, main clauses, and subordinate clauses.
 - d) Use commas and semicolons to distinguish and divide main and subordinate clauses.
 - e) Distinguish between active and passive voice.
 - f) Proofread and edit writing for intended audience and purpose.

UNDERSTANDING THE STANDARD (Teacher Notes)	ESSENTIAL UNDERSTANDINGS	ESSENTIAL KNOWLEDGE, SKILLS, AND PROCESSES
		<ul style="list-style-type: none"> • proofread and edit writing.

At the ninth-grade level, students will develop skills in using print, electronic databases, online resources, and other media to access information and create a research product. Students will verify the validity of all information and follow ethical and legal guidelines for using and gathering information. They will use a standard style method to credit sources of ideas used and will demonstrate clear understanding of grammatical conventions through the application of rules for correct use of language, spelling, and mechanics.

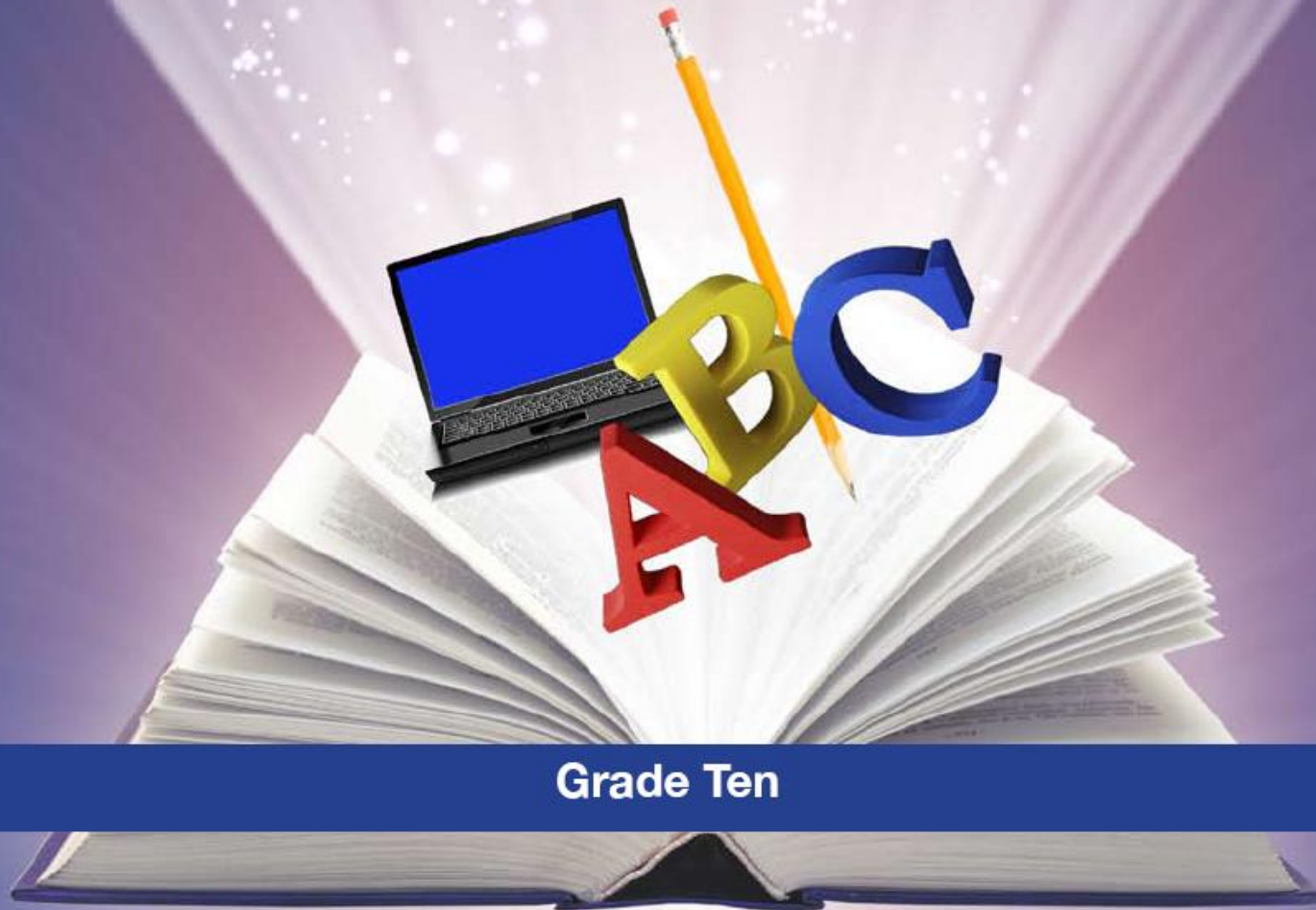
- 9.8** The student will use print, electronic databases, online resources, and other media to access information to create a research product.
- a) Use technology as a tool for research to organize, evaluate, and communicate information.
 - b) Narrow the focus of a search.
 - c) Find, evaluate, and select appropriate sources to access information and answer questions.
 - d) Verify the validity and accuracy of all information.
 - e) Make sense of information gathered from diverse sources by identifying misconceptions, main and supporting ideas, conflicting information, point of view or bias.
 - f) Credit the sources of quoted, paraphrased, and summarized ideas.
 - g) Cite sources of information using a standard method of documentation such as that of the Modern Language Association (MLA) or the American Psychological Association (APA).
 - h) Define the meaning and consequences of plagiarism and follow ethical and legal guidelines for gathering and using information.

UNDERSTANDING THE STANDARD (Teacher Notes)	ESSENTIAL UNDERSTANDINGS	ESSENTIAL KNOWLEDGE, SKILLS, AND PROCESSES
<ul style="list-style-type: none"> • Students will acquire skills in evaluating both print and electronic resources. • Students will become adept at embedding information accessed electronically in a research document. • Students will differentiate their original thoughts and ideas from the thoughts and ideas of others. • Students will distinguish common knowledge from information that is unique to a source or author. • Students will use a standard style method, such as that of the Modern Language Association (MLA) or the American Psychological Association (APA), to cite sources. 	<p>All students should</p> <ul style="list-style-type: none"> • understand the format for citing sources of information. • understand that using a standard form of documentation legally protects the intellectual property of writers. 	<p>To be successful with this standard, students are expected to</p> <ul style="list-style-type: none"> • use Internet resources, electronic databases, and other technology to access, organize, and present information. • focus the topic by : <ul style="list-style-type: none"> ◦ identifying audience; ◦ identifying purpose; ◦ identifying useful search terms; and ◦ combining search terms effectively. • scan research information and select resources based upon reliability, accuracy, and relevance to the purpose of the research. • differentiate between reliable and unreliable resources. • question the validity and accuracy of information: <ul style="list-style-type: none"> ◦ Who is the author or sponsor of the page? ◦ Are there obvious reasons for bias? ◦ Is contact information provided? ◦ Is there a copyright symbol on the page? ◦ What is the purpose of the page? ◦ Is the information on the page <i>primary</i> or <i>secondary</i>? ◦ Is the information current?

- 9.8** The student will use print, electronic databases, online resources, and other media to access information to create a research product.
- a) Use technology as a tool for research to organize, evaluate, and communicate information.
 - b) Narrow the focus of a search.
 - c) Find, evaluate, and select appropriate sources to access information and answer questions.
 - d) Verify the validity and accuracy of all information.
 - e) Make sense of information gathered from diverse sources by identifying misconceptions, main and supporting ideas, conflicting information, point of view or bias.
 - f) Credit the sources of quoted, paraphrased, and summarized ideas.
 - g) Cite sources of information using a standard method of documentation such as that of the Modern Language Association (MLA) or the American Psychological Association (APA).
 - h) Define the meaning and consequences of plagiarism and follow ethical and legal guidelines for gathering and using information.

UNDERSTANDING THE STANDARD (Teacher Notes)	ESSENTIAL UNDERSTANDINGS	ESSENTIAL KNOWLEDGE, SKILLS, AND PROCESSES
		<ul style="list-style-type: none"> ◦ Can the information on the Web page be verified? • avoid plagiarism by: <ul style="list-style-type: none"> ◦ understanding that <i>plagiarism</i> is the act of presenting someone else's ideas as one's own; ◦ recognizing that one must correctly cite sources to give credit to the author of an original work; ◦ recognizing that sources of information must be cited even when the information has been paraphrased; and ◦ using quotation marks when someone else's exact words are quoted. • distinguish one's own ideas from information created or discovered by others. • use a style sheet, such as MLA or APA, to cite sources.

English Standards of Learning CURRICULUM FRAMEWORK 2010



Grade Ten

Board of Education, Commonwealth of Virginia

At the tenth-grade level, students will become skilled communicators in small-group learning activities. Students will participate in, collaborate in, and report on small-group learning activities. They will also examine and critique the overall effectiveness of the group process. They will use grammatically correct language that is appropriate to the topic, audience, and purpose. In addition, students will analyze, produce, and examine similarities and differences between visual and verbal media messages.

- 10.1 The student will participate in, collaborate in, and report on small-group learning activities.**
- a) Assume responsibility for specific group tasks.
 - b) Collaborate in the preparation or summary of the group activity.
 - c) Include all group members in oral presentation.
 - d) Choose vocabulary, language, and tone appropriate to the topic, audience, and purpose.
 - e) Demonstrate the ability to work effectively with diverse teams to accomplish a common goal.
 - f) Collaborate with others to exchange ideas, develop new understandings, make decisions, and solve problems.
 - g) Access, critically evaluate, and use information accurately to solve problems.
 - h) Evaluate one's own role in preparation and delivery of oral reports.
 - i) Use a variety of strategies to listen actively.
 - j) Analyze and interpret other's presentations.
 - k) Evaluate effectiveness of group process in preparation and delivery of oral reports.

UNDERSTANDING THE STANDARD (Teacher Notes)	ESSENTIAL UNDERSTANDINGS	ESSENTIAL KNOWLEDGE, SKILLS, AND PROCESSES
<ul style="list-style-type: none"> • Individual students will actively contribute to group activities and participate in small-group oral presentations. • Students will evaluate their strengths and weaknesses when participating in small-group oral presentations. • Students will examine their preparation, interaction, and performances as group members. In addition, students will evaluate the overall effectiveness of their group's preparation and presentation. 	<p>All students should</p> <ul style="list-style-type: none"> • understand that small group collaboration exists beyond the classroom and their ability to effectively participate is an essential skill. 	<p>To be successful with this standard, students are expected to</p> <ul style="list-style-type: none"> • assume shared responsibility for collaborative work. • collaborate with peers to set rules for group presentations and discussions, set clear goals and deadlines, and define individual roles as needed. • respond thoughtfully by summarizing points of agreement and disagreement, qualifying views and understanding. • demonstrate active listening through use of appropriate facial expressions, posture, and gestures. • engage others in a conversation by posing and responding to questions in a group situation. • exercise flexibility and willingness in making compromises to accomplish a common goal. • use grammatically correct language.

- 10.2 The student will analyze, produce, and examine similarities and differences between visual and verbal media messages.**
- a) Use media, visual literacy, and technology skills to create products.**
 - b) Evaluate sources including advertisements, editorials, blogs, Web sites, and other media for relationships between intent, factual content, and opinion.**
 - c) Determine the author’s purpose and intended effect on the audience for media messages.**
 - d) Identify the tools and techniques used to achieve the intended focus.**

UNDERSTANDING THE STANDARD (Teacher Notes)	ESSENTIAL UNDERSTANDINGS	ESSENTIAL KNOWLEDGE, SKILLS, AND PROCESSES
<ul style="list-style-type: none"> • Students will continue to develop media literacy by comparing and contrasting visual and verbal media messages. • Students will continue to create products that reflect their expanding knowledge of media and visual literacy. 	<p>All students should</p> <ul style="list-style-type: none"> • recognize that media messages express a viewpoint and contain values. • understand that there is a relationship between the author’s intent, the factual content, and opinion expressed in media messages. • understand the purposeful use of persuasive language and word connotations convey viewpoint and bias. 	<p>To be successful with this standard, students are expected to</p> <ul style="list-style-type: none"> • identify and analyze the sources and viewpoint of publications. • analyze, compare, and contrast visual and verbal media messages for content (word choice and choice of information), intent (persuasive techniques), impact (public opinion trends), and effectiveness (effect on the audience). • determine author’s purpose, factual content, opinion, and/or possible bias as presented in media messages.

At the tenth-grade level, students will apply knowledge of word origins, derivations, and figurative language to extend vocabulary development in authentic texts. They will read, comprehend, critique, and analyze a variety of literary works from various cultures and eras. They will interpret nonfiction materials. Students will learn to apply critical reading skills across the content areas, including history and social science, science, and mathematics. When selecting texts, teachers will consider appropriateness of subject and theme as well as text complexity.

- 10.3 The student will apply knowledge of word origins, derivations, and figurative language to extend vocabulary development in authentic texts.**
- a) Use structural analysis of roots, affixes, synonyms, antonyms, and cognates to understand complex words.
 - b) Use context, structure, and connotations to determine meanings of words and phrases.
 - c) Discriminate between connotative and denotative meanings and interpret the connotation.
 - d) Identify the meaning of common idioms.
 - e) Identify literary and classical allusions and figurative language in text.
 - f) Extend general and specialized vocabulary through speaking, reading, and writing.
 - g) Use knowledge of the evolution, diversity, and effects of language to comprehend and elaborate the meaning of texts.

UNDERSTANDING THE STANDARD (Teacher Notes)	ESSENTIAL UNDERSTANDINGS	ESSENTIAL KNOWLEDGE, SKILLS, AND PROCESSES
<ul style="list-style-type: none"> • The intent of this standard is that students will increase their independence as learners of vocabulary. • Students will use prefixes, suffixes, roots, derivations, and inflections of polysyllabic words to determine meaning and relationships among related words. • Teachers should use a study of cognates, words from the same linguistic family, to enhance vocabulary instruction. Cognates can occur within the same language or across languages <i>night</i> (English), <i>nuît</i> (French), <i>Nacht</i> (German), <i>nacht</i> (Dutch), <i>nicht</i> (Scots), <i>natt</i> (Swedish, Norwegian), <i>nat</i> (Danish), <i>raat</i> (Urdu), <i>nátt</i> (Faroese), <i>nótt</i> (Icelandic), <i>noc</i> (Czech, Slovak, Polish). • Students will evaluate the use of figurative language in text. • Students will use context and connotations to help determine the meaning of synonymous words and appreciate an author’s choices of words and images. • Connotation is subjective cultural and 	<p>All students should</p> <ul style="list-style-type: none"> • use word structure to analyze and relate words. • recognize that words have nuances of meaning and that understanding the connotations may be necessary to determine the appropriate meaning. • recognize that figurative language enriches text. 	<p>To be successful with this standard, students are expected to</p> <ul style="list-style-type: none"> • use roots or affixes to determine or clarify the meaning of words. • demonstrate an understanding of idioms. • use prior reading knowledge and other study to identify the meaning of literary and classical allusions. • interpret figures of speech (e.g., <i>euphemism</i>, <i>oxymoron</i>) in context and analyze their role in the text. • analyze connotations of words with similar denotations. • use context (e.g., the overall meaning of a sentence, paragraph, or text; a word’s position or function in a sentence) as a clue to the meaning of a word or phrase. • identify and correctly use patterns of word changes that indicate different meanings or parts of speech (e.g., <i>conceive</i>, <i>conception</i>, <i>conceivable</i>). • consult general and specialized reference materials (e.g., dictionaries, glossaries, thesauruses, both print and digital, to find the pronunciation of a word or determine or clarify its precise meaning, its part of speech, its etymology, or its standard usage. • demonstrate understanding of figurative language, word relationships, and connotations in word meanings.

- 10.3 The student will apply knowledge of word origins, derivations, and figurative language to extend vocabulary development in authentic texts.**
- a) Use structural analysis of roots, affixes, synonyms, antonyms, and cognates to understand complex words.**
 - b) Use context, structure, and connotations to determine meanings of words and phrases.**
 - c) Discriminate between connotative and denotative meanings and interpret the connotation.**
 - d) Identify the meaning of common idioms.**
 - e) Identify literary and classical allusions and figurative language in text.**
 - f) Extend general and specialized vocabulary through speaking, reading, and writing.**
 - g) Use knowledge of the evolution, diversity, and effects of language to comprehend and elaborate the meaning of texts.**

UNDERSTANDING THE STANDARD (Teacher Notes)	ESSENTIAL UNDERSTANDINGS	ESSENTIAL KNOWLEDGE, SKILLS, AND PROCESSES
<p>emotional. A stubborn person may be described as being either <i>strong-willed</i> or <i>pig-headed</i>. They have the same literal meaning (i.e., <i>stubborn</i>). <i>Strong-willed</i> connotes admiration for the level of someone's will, while <i>pig-headed</i> connotes frustration in dealing with someone.</p> <ul style="list-style-type: none"> • Denotation is a dictionary definition of a word. • Idiom is an expression peculiar to a particular language or group of people that means something different from the dictionary definition (e.g., blessing in disguise, chip on your shoulder). • An allusion is an indirect reference to a person, place, event or thing – real or fictional. J.D. Salinger's <i>The Catcher in the Rye</i> is an allusion to a poem by Robert Burns. Stephen Vincent Benet's story <i>By the Waters of Babylon</i> alludes to Psalm 137 in the Bible. 		

- 10.4 The student will read, comprehend, and analyze literary texts of different cultures and eras.**
- a) Identify main and supporting ideas.
 - b) Make predictions, draw inferences, and connect prior knowledge to support reading comprehension.
 - c) Explain similarities and differences of techniques and literary forms represented in the literature of different cultures and eras.
 - d) Analyze the cultural or social function of literature.
 - e) Identify universal themes prevalent in the literature of different cultures.
 - f) Examine a literary selection from several critical perspectives.
 - g) Explain the influence of historical context on the form, style, and point of view of a literary text.
 - h) Evaluate how an author’s specific word choices, syntax, tone, and voice shape the intended meaning of the text, achieve specific effects and support the author’s purpose.
 - i) Compare and contrast literature from different cultures and eras.
 - j) Distinguish between a critique and a summary.
 - k) Compare and contrast how rhyme, rhythm, sound, imagery, style, form, and other literary devices convey a message and elicit a reader’s emotions.
 - l) Compare and contrast character development in a play to characterization in other literary forms.
 - m) Use reading strategies to monitor comprehension throughout the reading process.

UNDERSTANDING THE STANDARD (Teacher Notes)	ESSENTIAL UNDERSTANDINGS	ESSENTIAL KNOWLEDGE, SKILLS, AND PROCESSES
<ul style="list-style-type: none"> • Students will know the ways that literature is defined by a variety of literary works, themes, and universal themes. They will read a wide range of literary genres from different cultures and time periods in order to gain an appreciation of various cultural histories and recognize similarities in images and themes that connect all peoples. • Students will compare and contrast poetic elements that poets use to evoke an emotional response. • Students will interpret and paraphrase the meanings of poems to demonstrate understanding of the poems. • Students should understand the difference between a critique and a summary: 	<p>All students should</p> <ul style="list-style-type: none"> • understand that poets use techniques to evoke emotion in the reader. • understand that literature is universal and influenced by different cultures and eras. • analyze how an author achieves specific effects and purposes using literary devices and figurative language (e.g., understatement, mood, allusion, allegory, paradox, irony, tone). • analyze a case in which a 	<p>To be successful with this standard, students are expected to</p> <ul style="list-style-type: none"> • construct meaning from text by making connections between what they already know and the new information they read. • use reading strategies to improve comprehension and to achieve the purposes for reading: predicting and adjusting predictions; questioning the text; restating main ideas and summarizing supporting details; and close reading. • compare and contrast a variety of literary works from different cultures and eras, including: <ul style="list-style-type: none"> ◦ short stories; ◦ poems; ◦ plays; ◦ novels; ◦ essays; and ◦ narrative nonfiction.

- 10.4 The student will read, comprehend, and analyze literary texts of different cultures and eras.**
- a) **Identify main and supporting ideas.**
 - b) **Make predictions, draw inferences, and connect prior knowledge to support reading comprehension.**
 - c) **Explain similarities and differences of techniques and literary forms represented in the literature of different cultures and eras.**
 - d) **Analyze the cultural or social function of literature.**
 - e) **Identify universal themes prevalent in the literature of different cultures.**
 - f) **Examine a literary selection from several critical perspectives.**
 - g) **Explain the influence of historical context on the form, style, and point of view of a literary text.**
 - h) **Evaluate how an author’s specific word choices, syntax, tone, and voice shape the intended meaning of the text, achieve specific effects and support the author’s purpose.**
 - i) **Compare and contrast literature from different cultures and eras.**
 - j) **Distinguish between a critique and a summary.**
 - k) **Compare and contrast how rhyme, rhythm, sound, imagery, style, form, and other literary devices convey a message and elicit a reader’s emotions.**
 - l) **Compare and contrast character development in a play to characterization in other literary forms.**
 - m) **Use reading strategies to monitor comprehension throughout the reading process.**

UNDERSTANDING THE STANDARD (Teacher Notes)	ESSENTIAL UNDERSTANDINGS	ESSENTIAL KNOWLEDGE, SKILLS, AND PROCESSES
<ul style="list-style-type: none"> ◦ A summary restates what one just read in one’s own words, and presents only main details, and maintains an objective voice. ◦ A critique analyzes what was read, offers interpretations, judgments, and evidence for support. • Students will explain ways that characterization in drama differs from that in other literary forms. • Students will use a variety of reading strategies such as text annotation, QAR (Question-Answer Relationship), thinking aloud, etc. • Close reading entails close observation of the text, including annotating, determining all word meanings including connotations, 	<ul style="list-style-type: none"> point of view requires distinguishing what is directly stated in a text from what is really meant (e.g., satire, irony, sarcasm, understatement). • evaluate how asides, monologues, and soliloquies focus on single characters, giving insight into their thinking and providing the audience with a deeper understanding of the play. • understand rhyme, rhythm, and sound elements. • understand techniques poets use to evoke emotion in the 	<ul style="list-style-type: none"> • explain similarities and differences among literary genres from different cultures, such as: <ul style="list-style-type: none"> ◦ haikus; ◦ sonnets; ◦ fables; ◦ myths; ◦ novels; ◦ graphic novels; and ◦ short stories. • analyze the different functions that characters play in a literary text (e.g., antagonist, protagonist, foil, tragic hero). • analyze how relationships among a character’s actions, dialogue, physical attributes, thoughts, feelings, and other characters reveal nuances of character (e.g., beliefs, values, social class, and gender roles) and advance the plot. • identify universal themes, such as:

- 10.4 The student will read, comprehend, and analyze literary texts of different cultures and eras.**
- a) Identify main and supporting ideas.
 - b) Make predictions, draw inferences, and connect prior knowledge to support reading comprehension.
 - c) Explain similarities and differences of techniques and literary forms represented in the literature of different cultures and eras.
 - d) Analyze the cultural or social function of literature.
 - e) Identify universal themes prevalent in the literature of different cultures.
 - f) Examine a literary selection from several critical perspectives.
 - g) Explain the influence of historical context on the form, style, and point of view of a literary text.
 - h) Evaluate how an author’s specific word choices, syntax, tone, and voice shape the intended meaning of the text, achieve specific effects and support the author’s purpose.
 - i) Compare and contrast literature from different cultures and eras.
 - j) Distinguish between a critique and a summary.
 - k) Compare and contrast how rhyme, rhythm, sound, imagery, style, form, and other literary devices convey a message and elicit a reader’s emotions.
 - l) Compare and contrast character development in a play to characterization in other literary forms.
 - m) Use reading strategies to monitor comprehension throughout the reading process.

UNDERSTANDING THE STANDARD (Teacher Notes)	ESSENTIAL UNDERSTANDINGS	ESSENTIAL KNOWLEDGE, SKILLS, AND PROCESSES
<p>syntax, and structure. It also involves paying close attention to figures of speech, and other features that contribute to a writer’s style. Close reading also involves reflecting on deeper meanings of text including considering relationships to other texts or social or cultural history.</p> <ul style="list-style-type: none"> • A complete list of literary devices is included under SOL 9.4 • Students will read and analyze poetry, focusing on rhyme, rhythm, and sound. • Students will compare and contrast poetic elements that poets use to evoke an emotional response. • Students will interpret and paraphrase the meanings of poems to demonstrate 	<p>reader.</p> <ul style="list-style-type: none"> • demonstrate understanding of selected poems. 	<ul style="list-style-type: none"> ◦ struggle with nature; ◦ survival of the fittest; ◦ coming of age; ◦ power of love; ◦ loss of innocence; ◦ struggle with self; ◦ disillusionment with life; ◦ the effects of progress; ◦ power of nature; ◦ alienation and isolation; ◦ honoring the historical past; ◦ good overcoming evil; ◦ tolerance of the atypical; ◦ the great journey; ◦ noble sacrifice; ◦ the great battle; ◦ love and friendship; and ◦ revenge.

- 10.4** The student will read, comprehend, and analyze literary texts of different cultures and eras.
- a) Identify main and supporting ideas.
 - b) Make predictions, draw inferences, and connect prior knowledge to support reading comprehension.
 - c) Explain similarities and differences of techniques and literary forms represented in the literature of different cultures and eras.
 - d) Analyze the cultural or social function of literature.
 - e) Identify universal themes prevalent in the literature of different cultures.
 - f) Examine a literary selection from several critical perspectives.
 - g) Explain the influence of historical context on the form, style, and point of view of a literary text.
 - h) Evaluate how an author’s specific word choices, syntax, tone, and voice shape the intended meaning of the text, achieve specific effects and support the author’s purpose.
 - i) Compare and contrast literature from different cultures and eras.
 - j) Distinguish between a critique and a summary.
 - k) Compare and contrast how rhyme, rhythm, sound, imagery, style, form, and other literary devices convey a message and elicit a reader’s emotions.
 - l) Compare and contrast character development in a play to characterization in other literary forms.
 - m) Use reading strategies to monitor comprehension throughout the reading process.

UNDERSTANDING THE STANDARD (Teacher Notes)	ESSENTIAL UNDERSTANDINGS	ESSENTIAL KNOWLEDGE, SKILLS, AND PROCESSES
understanding of the poems.		<ul style="list-style-type: none"> • analyze works of literature for historical information about the period in which they were written. • describe common archetypes that pervade literature, such as the: <ul style="list-style-type: none"> ◦ hero/heroine; ◦ trickster; ◦ faithful companion; ◦ outsider/outcast; ◦ rugged individualist; ◦ shrew; ◦ innocent; ◦ villain; ◦ caretaker; ◦ Earth mother; ◦ rebel; ◦ misfit; ◦ mother/father figure; ◦ monster/villain;

- 10.4** The student will read, comprehend, and analyze literary texts of different cultures and eras.
- a) Identify main and supporting ideas.
 - b) Make predictions, draw inferences, and connect prior knowledge to support reading comprehension.
 - c) Explain similarities and differences of techniques and literary forms represented in the literature of different cultures and eras.
 - d) Analyze the cultural or social function of literature.
 - e) Identify universal themes prevalent in the literature of different cultures.
 - f) Examine a literary selection from several critical perspectives.
 - g) Explain the influence of historical context on the form, style, and point of view of a literary text.
 - h) Evaluate how an author’s specific word choices, syntax, tone, and voice shape the intended meaning of the text, achieve specific effects and support the author’s purpose.
 - i) Compare and contrast literature from different cultures and eras.
 - j) Distinguish between a critique and a summary.
 - k) Compare and contrast how rhyme, rhythm, sound, imagery, style, form, and other literary devices convey a message and elicit a reader’s emotions.
 - l) Compare and contrast character development in a play to characterization in other literary forms.
 - m) Use reading strategies to monitor comprehension throughout the reading process.

UNDERSTANDING THE STANDARD (Teacher Notes)	ESSENTIAL UNDERSTANDINGS	ESSENTIAL KNOWLEDGE, SKILLS, AND PROCESSES
		<ul style="list-style-type: none"> ◦ scapegoat; and ◦ lonely orphan. • examine a literary selection from several different critical perspectives. • analyze a particular point of view or cultural experience reflected in a literary work. • analyze the representation of a subject or a key scene in two different media. • compare and contrast literary devices in order to convey a poem’s message and elicit a reader’s emotions. • interpret and paraphrase the meanings of selected poems. • analyze the use of dialogue, special effects, music, and set to interpret characters. • identify and describe dramatic conventions.

- 10.5 The student will read, interpret, analyze, and evaluate nonfiction texts.**
- a) Identify text organization and structure.**
 - b) Recognize an author’s intended audience and purpose for writing.**
 - c) Skim manuals or informational sources to locate information.**
 - d) Compare and contrast informational texts.**
 - e) Interpret and use data and information in maps, charts, graphs, timelines, tables, and diagrams.**
 - f) Draw conclusions and make inferences on explicit and implied information using textual support as evidence.**
 - g) Analyze and synthesize information in order to solve problems, answer questions, and generate new knowledge.**
 - h) Use reading strategies throughout the reading process to monitor comprehension.**

UNDERSTANDING THE STANDARD (Teacher Notes)	ESSENTIAL UNDERSTANDINGS	ESSENTIAL KNOWLEDGE, SKILLS, AND PROCESSES
<ul style="list-style-type: none"> • Students need to be skilled readers of nonfictional texts and technical manuals and have the ability to apply different reading strategies when engaging with a variety of such materials. • Students will use a variety of reading strategies such as text annotation, QAR (Question-Answer Relationship), thinking aloud, etc. 	<p>All students should</p> <ul style="list-style-type: none"> • understand that background knowledge may be necessary to understand handbooks and manuals. • know that informational and technical writing is often non-linear, fragmented, and graphic-supported. • understand how format and style in informational text differ from those in narrative and expository texts. • understand reading strategies and in particular, how they are used to locate specific information in informational text. 	<p>To be successful with this standard, students are expected to</p> <ul style="list-style-type: none"> • identify the different formats and purposes of informational and technical texts. • analyze how authors use rhetoric to advance their point of view. • identify the main idea(s) in informational text. • identify essential details in complex informational passages. • locate specific information in manuals or other informational sources by using strategies such as skimming, summarizing, and highlighting. • interpret and understand information presented in maps, charts, timelines, tables, and diagrams, • make inferences and draw conclusions from informational text. • synthesize information across multiple informational texts.

At the tenth-grade level, students will develop their persuasive, expository, and analytical writing skills. They will synthesize information to support a thesis, provide elaboration, and organize ideas logically. They will demonstrate understanding by applying a writing process in developing written products. They will revise writing for clarity of content and edit for correct use of language, sentence formation, punctuation, capitalization, and spelling as part of the writing process.

- 10.6 The student will develop a variety of writing to persuade, interpret, analyze, and evaluate with an emphasis on exposition and analysis.**
- a) **Generate, gather, plan, and organize ideas for writing to address a specific audience and purpose.**
 - b) **Synthesize information to support the thesis.**
 - c) **Elaborate ideas clearly through word choice and vivid description.**
 - d) **Write clear and varied sentences, clarifying ideas with precise and relevant evidence.**
 - e) **Organize ideas into a logical sequence using transitions.**
 - f) **Revise writing for clarity of content, accuracy, and depth of information.**
 - g) **Use computer technology to plan, draft, revise, edit, and publish writing.**

UNDERSTANDING THE STANDARD (Teacher Notes)	ESSENTIAL UNDERSTANDINGS	ESSENTIAL KNOWLEDGE, SKILLS, AND PROCESSES
<ul style="list-style-type: none"> • Students will know how to move through the stages of a writing process, from planning to drafting, revising, editing, and proofreading. • Students will understand that expository writing is prose that explains ideas through the use of a clear general statement of the writer's point (thesis) and through the development of ideas, using specific evidence and illustrations for support. • Analytical writing uses precise language and often divides the subject into parts and provides evidence on each part. • Students should have practice writing for shorter time frames as well as extended time frames. 	<p>All students should</p> <ul style="list-style-type: none"> • understand that writing is a process. • understand expository and analytical texts and develop products that reflect that understanding. • understand effective organizational patterns. 	<p>To be successful with this standard, students are expected to</p> <ul style="list-style-type: none"> • write expository texts that: <ul style="list-style-type: none"> ◦ explain a process; ◦ compare and contrast ideas; ◦ show cause and effect; ◦ enumerate details; or ◦ define ideas and concepts. • develop written products that demonstrate their understanding of composing, written expression, and usage/mechanics. • write persuasively and analytically on a variety of literary and nonliterary subjects. • develop writing that analyzes complex issues. • plan and organize their ideas for writing. • state a thesis and support it. • elaborate ideas in order to provide support for the thesis. • use visual and sensory language as needed for effect. • vary sentence structures for effect. • identify and apply features of the writing domains, including <ul style="list-style-type: none"> ◦ effective organization; ◦ clear structure; ◦ sentence variety;

- 10.6** The student will develop a variety of writing to persuade, interpret, analyze, and evaluate with an emphasis on exposition and analysis.
- a) **Generate, gather, plan, and organize ideas for writing to address a specific audience and purpose.**
 - b) **Synthesize information to support the thesis.**
 - c) **Elaborate ideas clearly through word choice and vivid description.**
 - d) **Write clear and varied sentences, clarifying ideas with precise and relevant evidence.**
 - e) **Organize ideas into a logical sequence using transitions.**
 - f) **Revise writing for clarity of content, accuracy, and depth of information.**
 - g) **Use computer technology to plan, draft, revise, edit, and publish writing.**

UNDERSTANDING THE STANDARD (Teacher Notes)	ESSENTIAL UNDERSTANDINGS	ESSENTIAL KNOWLEDGE, SKILLS, AND PROCESSES
		<ul style="list-style-type: none"> ◦ unity and coherence; ◦ tone and voice; ◦ effective word choice; ◦ clear purpose; ◦ appropriate mechanics and usage; and ◦ accurate and valuable information. • develop ideas deductively and inductively and organize ideas into a logical sequence, applying effective organizational patterns/techniques, such as: <ul style="list-style-type: none"> ◦ comparison/contrast; ◦ chronological order; ◦ spatial layout; ◦ cause and effect; ◦ definition; ◦ order of importance; ◦ explanation; ◦ generalization; ◦ classification; ◦ enumeration; and ◦ problem/solution. • evaluate analytical writing by examining and understanding how individual parts of the text relate to the whole, including the writing's purpose and structure. • revise writing for clarity of content and presentation. • use peer- and self-evaluation to review and revise writing.

- 10.6** The student will develop a variety of writing to persuade, interpret, analyze, and evaluate with an emphasis on exposition and analysis.
- a) Generate, gather, plan, and organize ideas for writing to address a specific audience and purpose.
 - b) Synthesize information to support the thesis.
 - c) Elaborate ideas clearly through word choice and vivid description.
 - d) Write clear and varied sentences, clarifying ideas with precise and relevant evidence.
 - e) Organize ideas into a logical sequence using transitions.
 - f) Revise writing for clarity of content, accuracy, and depth of information.
 - g) Use computer technology to plan, draft, revise, edit, and publish writing.

UNDERSTANDING THE STANDARD (Teacher Notes)	ESSENTIAL UNDERSTANDINGS	ESSENTIAL KNOWLEDGE, SKILLS, AND PROCESSES
		<ul style="list-style-type: none"> • use computer technology to assist in the writing process.

- 10.7** The student will self- and peer-edit writing for correct grammar, capitalization, punctuation, spelling, sentence structure, and paragraphing.
- a) Distinguish between active and passive voice.
 - b) Apply rules governing use of the colon.
 - c) Use a style manual, such as that of the Modern Language Association (MLA) or the American Psychological Association (APA), to apply rules for punctuation and formatting of direct quotations.
 - d) Differentiate between in-text citations and works cited on the bibliography page.
 - e) Analyze the writing of others.
 - f) Describe how the author accomplishes the intended purpose of a piece of writing.
 - g) Suggest how writing might be improved.
 - h) Proofread and edit final product for intended audience and purpose.

UNDERSTANDING THE STANDARD (Teacher Notes)	ESSENTIAL UNDERSTANDINGS	ESSENTIAL KNOWLEDGE, SKILLS, AND PROCESSES
<ul style="list-style-type: none"> • Students will continue to build knowledge of grammar through the application of rules for parts of a sentence and text. • Students will use a style manual, such as MLA or APA, to punctuate and format sentences and text. • Students will analyze writings critically, using knowledge of composition, written expression, sentence formation, and usage/mechanics. They will also suggest ways that writings can be improved. • Students will describe how writers accomplish their intended purpose. 	<p>All students should</p> <ul style="list-style-type: none"> • understand that active voice means that the subject of a verb <i>performs</i> the action and passive voice means that the subject of a verb <i>receives</i> the action. • use colons according to rules governing their use. • understand how writers use organization and details to communicate their purposes. 	<p>To be successful with this standard, students are expected to</p> <ul style="list-style-type: none"> • distinguish between active voice and passive voice to convey a desired effect. • know and apply the rules for the use of a colon: <ul style="list-style-type: none"> ◦ before a list of items; ◦ before a long, formal statement or quotation; and ◦ after the salutation of a business letter. • use direct quotations in their writing, applying MLA or APA style for punctuation and formatting. • use peer- and self-evaluation to edit writing. • proofread and prepare final product for intended audience and purpose. • correct grammatical or usage errors.

At the tenth-grade level, students will develop skills in accessing, evaluating, organizing, and presenting information in the research process. Students will verify the validity of all information and follow ethical and legal guidelines for using and gathering information. They will also credit sources for quoted and paraphrased information, using a standard method of documentation. Students will present writing in a format appropriate for audience and purpose.

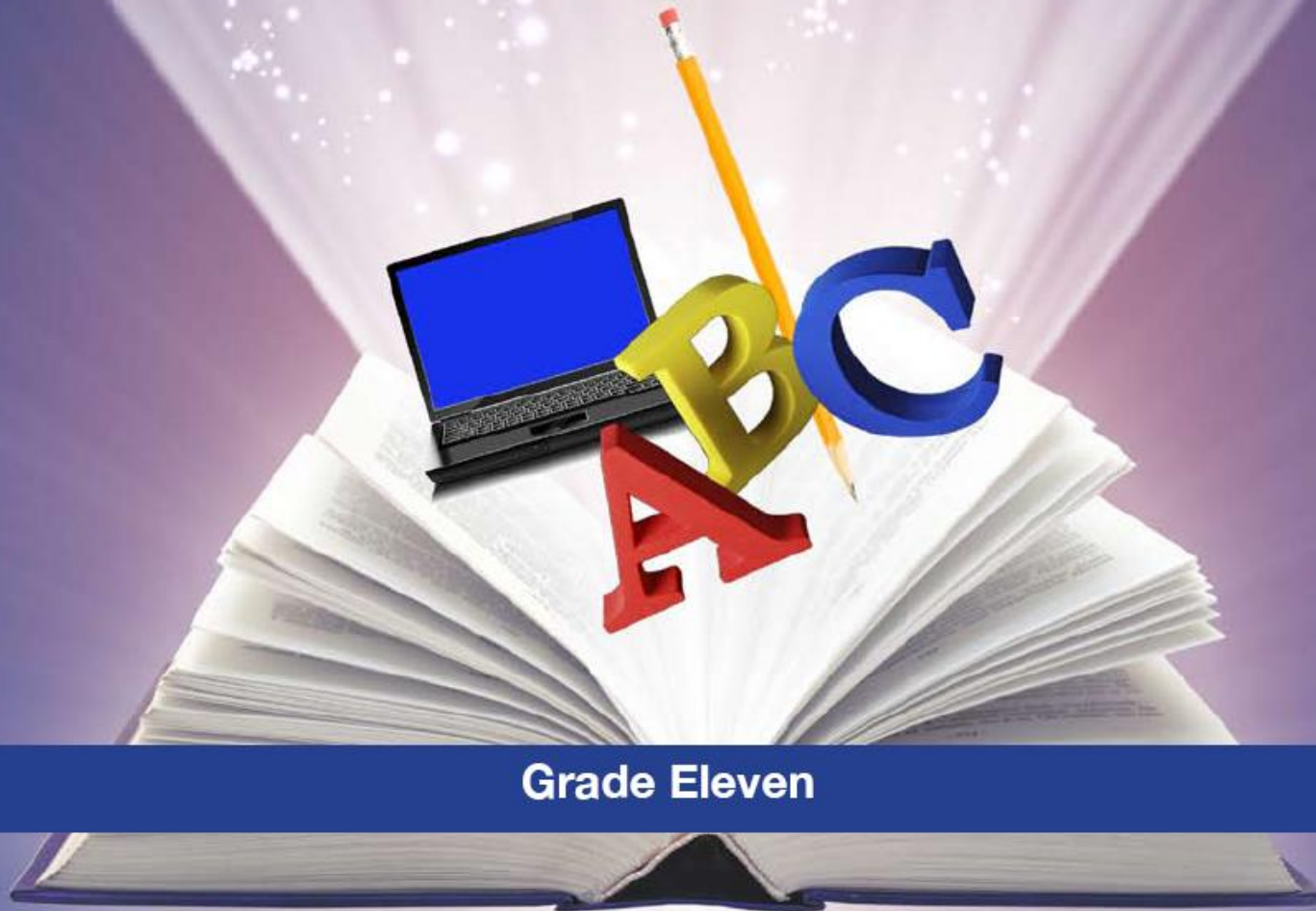
- 10.8 The student will collect, evaluate, organize, and present information to create a research product.**
- a) Use technology as a tool to research, organize, evaluate, synthesize, and communicate information.
 - b) Develop the central idea or focus.
 - c) Verify the accuracy, validity, and usefulness of information.
 - d) Make sense of information gathered from diverse sources by identifying misconceptions, main and supporting ideas, conflicting information, point of view or bias.
 - e) Cite sources for both quoted and paraphrased ideas using a standard method of documentation, such as that of the Modern Language Association (MLA) or the American Psychological Association (APA).
 - f) Define the meaning and consequences of plagiarism and follow ethical and legal guidelines for gathering and using information.

UNDERSTANDING THE STANDARD (Teacher Notes)	ESSENTIAL UNDERSTANDINGS	ESSENTIAL KNOWLEDGE, SKILLS, AND PROCESSES
<ul style="list-style-type: none"> • Students will utilize a variety of sources to access ideas, evaluate the information for accuracy and relevance, and organize the facts into an oral presentation, a written report, or a visual product. • Students will provide documentation to support their research product. • Students will understand that plagiarism is the theft of intellectual property. • Students will understand that there are consequences of plagiarism according to the guidelines established by local school divisions and the law. 	<p>All students should</p> <ul style="list-style-type: none"> • understand the steps involved in organizing information gathered from research. • verify the accuracy and usefulness of information. • understand the appropriate format for citing sources of information. • understand that using standard methods of documentation is one way to protect the intellectual property of writers. 	<p>To be successful with this standard, students are expected to</p> <ul style="list-style-type: none"> • use technology, along with other resources, to gather information from various sources by summarizing, paraphrasing, and supporting a thesis. • organize information and maintain coherence throughout the writing based on the topic, purpose, and audience. • use organizational patterns/techniques, such as: <ul style="list-style-type: none"> ◦ comparison/contrast; ◦ chronological order; ◦ spatial layout; ◦ cause and effect; ◦ definition; ◦ order of importance; ◦ explanation; ◦ enumeration; and ◦ problem/solution. • evaluate sources for their credibility, reliability, strengths, and limitations. • demonstrate ability to distinguish between reliable and unreliable sources. • distinguish one's own ideas from information created or discovered by others. • cite primary and secondary sources of information, using the MLA or APA method of documentation for in-text citations and works-cited pages.

- 10.8** The student will collect, evaluate, organize, and present information to create a research product.
- a) Use technology as a tool to research, organize, evaluate, synthesize, and communicate information.
 - b) Develop the central idea or focus.
 - c) Verify the accuracy, validity, and usefulness of information.
 - d) Make sense of information gathered from diverse sources by identifying misconceptions, main and supporting ideas, conflicting information, point of view or bias.
 - e) Cite sources for both quoted and paraphrased ideas using a standard method of documentation, such as that of the Modern Language Association (MLA) or the American Psychological Association (APA).
 - f) Define the meaning and consequences of plagiarism and follow ethical and legal guidelines for gathering and using information.

UNDERSTANDING THE STANDARD (Teacher Notes)	ESSENTIAL UNDERSTANDINGS	ESSENTIAL KNOWLEDGE, SKILLS, AND PROCESSES
		<ul style="list-style-type: none"> • avoid plagiarism by: <ul style="list-style-type: none"> ◦ understanding that <i>plagiarism</i> is an act of presenting someone else's ideas as one's own; ◦ citing correctly sources to give credit to the author of an original work; ◦ recognizing that sources of information must be cited even when the information has been paraphrased; and ◦ using quotation marks when someone else's exact words are quoted.

English Standards of Learning CURRICULUM FRAMEWORK 2010



Grade Eleven

Board of Education, Commonwealth of Virginia

At the eleventh-grade level, students will use a variety of oral-communication skills and provide accurate evidence to give informative and persuasive oral presentations. They will also critique and assess the effectiveness of persuasive presentations by others. In addition, students will examine how persuasive media messages influence audiences' beliefs and behaviors.

- 11.1 The student will make informative and persuasive presentations.**
- a) Gather and organize evidence to support a position.
 - b) Present evidence clearly and convincingly.
 - c) Address counterclaims.
 - d) Support and defend ideas in public forums.
 - e) Use grammatically correct language, including vocabulary appropriate to the topic, audience, and purpose.
 - f) Monitor listening and use a variety of active listening strategies to make evaluations.
 - g) Use presentation technology.
 - h) Collaborate and report on small-group learning activities.

UNDERSTANDING THE STANDARD (Teacher Notes)	ESSENTIAL UNDERSTANDINGS	ESSENTIAL KNOWLEDGE, SKILLS, AND PROCESSES
<ul style="list-style-type: none"> • Students will give effective informative and persuasive presentations, using appropriate oral-communication skills. • Students will use grammatically correct language in preparation and presentation of ideas and thoughts. • Students will become critical listeners by assessing the effectiveness of oral presentations. 	<p>All students should</p> <ul style="list-style-type: none"> • understand how reading, writing, and discussion can be used to generate ideas and plan presentations. • understand how to support and defend their ideas. • understand rhetorical devices and techniques. • identify speech appropriate for audience, topic, and situation. • understand effective oral-delivery techniques. • evaluate and critique content and delivery of oral presentations. 	<p>To be successful with this standard, students are expected to</p> <ul style="list-style-type: none"> • define a position and select evidence to support that position through reading, writing, and discussion. • establish a purpose. • develop well organized presentations to defend a position or present information. • apply and evaluate persuasive rhetorical devices and techniques including rhetorical questioning, parallel structuring, metaphor, imagery, figures of speech, alliterative expressions, etc. • use effective evidence and oral-delivery skills to convince an audience. • make oral-language choices based on predictions of target audience response. • listen actively by asking clarifying and elaborating questions. • develop effective multimedia presentations. • demonstrate mastery of content through small group collaboration.

- 11.1 The student will make informative and persuasive presentations.**
- a) Gather and organize evidence to support a position.
 - b) Present evidence clearly and convincingly.
 - c) Address counterclaims.
 - d) Support and defend ideas in public forums.
 - e) Use grammatically correct language, including vocabulary appropriate to the topic, audience, and purpose.
 - f) Monitor listening and use a variety of active listening strategies to make evaluations.
 - g) Use presentation technology.
 - h) Collaborate and report on small-group learning activities.

UNDERSTANDING THE STANDARD (Teacher Notes)	ESSENTIAL UNDERSTANDINGS	ESSENTIAL KNOWLEDGE, SKILLS, AND PROCESSES
	<p>All students should</p> <ul style="list-style-type: none"> • understand effective oral-delivery techniques. • evaluate and critique content and delivery of oral presentations. 	<p>To be successful with this standard, students are expected to</p> <ul style="list-style-type: none"> • maintain appropriate eye contact. • address an audience with appropriate: <ul style="list-style-type: none"> ◦ volume; ◦ enunciation; ◦ language choices; and ◦ poise. • adopt appropriate tone. • maintain appropriate rhythm. • evaluate the use of persuasive techniques, such as: <ul style="list-style-type: none"> ◦ introduction (for securing interest and establishing unity); ◦ organization; ◦ proof/support; ◦ logic; ◦ loaded language; ◦ rhetorical devices, such as: <ul style="list-style-type: none"> – call to action – elevated language – rhetorical question – appeals to emotion – repetition – figurative language – addressing counterclaims ◦ conclusion.

- 11.1 The student will make informative and persuasive presentations.**
- a) Gather and organize evidence to support a position.
 - b) Present evidence clearly and convincingly.
 - c) Address counterclaims.
 - d) Support and defend ideas in public forums.
 - e) Use grammatically correct language, including vocabulary appropriate to the topic, audience, and purpose.
 - f) Monitor listening and use a variety of active listening strategies to make evaluations.
 - g) Use presentation technology.
 - h) Collaborate and report on small-group learning activities.

UNDERSTANDING THE STANDARD (Teacher Notes)	ESSENTIAL UNDERSTANDINGS	ESSENTIAL KNOWLEDGE, SKILLS, AND PROCESSES
		<ul style="list-style-type: none"> • critique the accuracy, relevance, and organization of evidence. • critique the clarity and effectiveness of delivery.

- 11.2 The student will examine how values and points of view are included or excluded and how media influences beliefs and behaviors.**
- a) Use technology and other information tools to organize and display knowledge in ways others can view, use, and assess.**
 - b) Use media, visual literacy, and technology skills to create products.**
 - c) Evaluate sources including advertisements, editorials, blogs, Web sites, and other media for relationships between intent, factual content, and opinion.**
 - d) Determine the author’s purpose and intended effect on the audience for media messages.**

UNDERSTANDING THE STANDARD (Teacher Notes)	ESSENTIAL UNDERSTANDINGS	ESSENTIAL KNOWLEDGE, SKILLS, AND PROCESSES
<ul style="list-style-type: none"> • Students will continue to develop media literacy by examining how media messages influence people’s beliefs and behaviors. 	<p>All students should</p> <ul style="list-style-type: none"> • recognize that media messages express viewpoints and contain values to influence the beliefs and behaviors of the intended audience. • understand the difference between <i>objectivity</i>, or fact, and <i>subjectivity</i>, or bias, in media messages. • realize the purposeful use of persuasive language and word connotations to convey viewpoint and bias. • analyze how the media’s use of symbol, imagery, and metaphor affects the message. 	<p>To be successful with this standard, students are expected to</p> <ul style="list-style-type: none"> • organize knowledge and display learning using visual images, text, graphics, and/or music to create media messages with visual, audio, and graphic effects. • demonstrate an awareness of the transactional and interactive nature of media by considering audience, context, and purpose in all stages of media production. • evaluate visual and verbal media messages for content (word choice and choice of information), intent (persuasive techniques), impact (public opinion trends), and effectiveness (effect on the audience). • determine author’s purpose and distinguish factual content from opinion and possible bias. • analyze and critique how media reach the targeted audience for specific purposes (to persuade, to entertain, to provoke to action, to appeal to ethics or beliefs, etc.).

At the eleventh-grade level, students will apply knowledge of word origins, derivations, and figurative language to extend vocabulary development in authentic texts. Students will enhance their appreciation for literature by studying both classic and contemporary American literature. They will read a variety of literary genres and informational texts to identify the prevalent themes in American literature that are reflective of American history and culture. They will continue to develop vocabulary and reading comprehension skills and will apply those skills in other content areas, including history and social science, science, and mathematics. In addition, students will identify the contributions of other cultures to the development of American literature. When selecting texts, teachers will consider appropriateness of subject and theme as well as text complexity.

- 11.3 The student will apply knowledge of word origins, derivations, and figurative language to extend vocabulary development in authentic texts.**
- a) Use structural analysis of roots, affixes, synonyms, antonyms, and cognates to understand complex words.
 - b) Use context, structure, and connotations to determine meanings of words and phrases.
 - c) Discriminate between connotative and denotative meanings and interpret the connotation.
 - d) Identify the meaning of common idioms.
 - e) Identify literary and classical allusions and figurative language in text.
 - f) Extend general and specialized vocabulary through speaking, reading, and writing.
 - g) Use knowledge of the evolution, diversity, and effects of language to comprehend and elaborate the meaning of texts.

UNDERSTANDING THE STANDARD (Teacher Notes)	ESSENTIAL UNDERSTANDINGS	ESSENTIAL KNOWLEDGE, SKILLS, AND PROCESSES
<ul style="list-style-type: none"> • The intent of this standard is that students will increase their independence as learners of vocabulary. • Students will use prefixes, suffixes, roots, derivations, and inflections of polysyllabic words to determine meaning and relationships among related words. • Teachers should use a study of cognates, words from the same linguistic family, to enhance vocabulary instruction. Cognates can occur within the same language or across languages, e.g., <i>night</i> (English), <i>nuit</i> (French), <i>Nacht</i> (German), <i>nacht</i> (Dutch), <i>nicht</i> (Scots), <i>natt</i> (Swedish, Norwegian), <i>nat</i> (Danish), <i>raat</i> (Urdu), <i>nátt</i> (Faroese), <i>nótt</i> (Icelandic), <i>noc</i> (Czech, Slovak, Polish). • Students will evaluate the use of figurative language in text. • Students will use context and connotations to help determine the meaning of synonymous words and appreciate an author’s choices of words and images. • Connotation is subjective, cultural, and emotional. A stubborn person may be described as being either <i>strong-willed</i> or <i>pig-</i> 	<p>All students should</p> <ul style="list-style-type: none"> • use word structure to analyze and relate words. • recognize that words have nuances of meaning and that understanding the connotations may be necessary to determine the appropriate meaning. • recognize that figurative language enriches text. 	<p>To be successful with this standard, students are expected to</p> <ul style="list-style-type: none"> • use roots or affixes to determine or clarify the meaning of words. • demonstrate an understanding of idioms. • use prior reading knowledge and other study to identify the meaning of literary and classical allusions. • interpret figures of speech (e.g., euphemism, oxymoron, hyperbole, paradox) in context and analyze their roles in the text. • analyze the connotation of words with similar denotations. • use context (e.g., the overall meaning of a sentence, paragraph, or text; a word’s position or function in a sentence) as a clue to the meaning of a word or phrase. • identify and correctly use patterns of word changes that indicate different meanings or parts of speech (e.g., <i>conceive</i>, <i>conception</i>, <i>conceivable</i>). • consult general and specialized reference materials (e.g., dictionaries, glossaries, thesauruses), both print and digital, to find the pronunciation of a word or determine or clarify its precise meaning, its part of speech, its etymology, or its standard usage. • demonstrate understanding of figurative language, word relationships, and connotations in word meanings.

- 11.3** The student will apply knowledge of word origins, derivations, and figurative language to extend vocabulary development in authentic texts.
- Use structural analysis of roots, affixes, synonyms, antonyms, and cognates to understand complex words.
 - Use context, structure, and connotations to determine meanings of words and phrases.
 - Discriminate between connotative and denotative meanings and interpret the connotation.
 - Identify the meaning of common idioms.
 - Identify literary and classical allusions and figurative language in text.
 - Extend general and specialized vocabulary through speaking, reading, and writing.
 - Use knowledge of the evolution, diversity, and effects of language to comprehend and elaborate the meaning of texts.

UNDERSTANDING THE STANDARD (Teacher Notes)	ESSENTIAL UNDERSTANDINGS	ESSENTIAL KNOWLEDGE, SKILLS, AND PROCESSES
<p><i>headed</i>. They have the same literal meaning (i.e., <i>stubborn</i>). <i>Strong-willed</i> connotes admiration for the level of someone's will, while <i>pig-headed</i> connotes frustration in dealing with someone.</p> <ul style="list-style-type: none"> Denotation is a dictionary definition of a word. Idiom is an expression peculiar to a particular language or group of people that means something different from the dictionary definition (e.g., blessing in disguise, chip on your shoulder). An allusion is an indirect reference to a person, place, event, or thing – real or fictional. J.D. Salinger's <i>The Catcher in the Rye</i> is an allusion to a poem by Robert Burns. Stephen Vincent Benet's story <i>By the Waters of Babylon</i> alludes to Psalm 137 in the Bible. 		

- 11.4 The student will read, comprehend, and analyze relationships among American literature, history, and culture.**
- a) Describe contributions of different cultures to the development of American literature.
 - b) Compare and contrast the development of American literature in its historical context.
 - c) Discuss American literature as it reflects traditional and contemporary themes, motifs, universal characters, and genres.
 - d) Analyze the social or cultural function of American literature.
 - e) Analyze how context and language structures convey an author's intent and viewpoint.
 - f) Explain how the sound of a poem (rhyme, rhythm, onomatopoeia, repetition, alliteration, assonance, and parallelism) supports the subject, mood, and theme.
 - g) Explain how imagery and figures of speech appeal to the reader's senses and experience.
 - h) Explain how an author's specific word choices, syntax, tone, and voice support the author's purpose.
 - i) Read and analyze a variety of American dramatic selections.
 - j) Analyze the use of literary elements and dramatic conventions including verbal, situational and dramatic irony used in American literature.
 - k) Generate and respond logically to literal, inferential, evaluative, synthesizing, and critical thinking questions before, during, and after reading texts.

UNDERSTANDING THE STANDARD (Teacher Notes)	ESSENTIAL UNDERSTANDINGS	ESSENTIAL KNOWLEDGE, SKILLS, AND PROCESSES
<ul style="list-style-type: none"> • Students will understand literature as it relates to the cultural and historical period in which it was written. More specifically, students will recognize how authors are influenced by the ideas and values of their times. For this reason, literary selections typically reflect not only the values and ideas of the authors who wrote them but also the values and ideas of the times in which they were written. Students will also learn how the ideas presented in literary works may influence the values or conditions of the society in which the works were written. • Students will read, analyze, critique, and compare a variety of contemporary and traditional poetry. • A list of poetic elements and techniques is included in the "Essential Knowledge, Skills, and Processes" column for English SOL 9.4 	<p>All students should</p> <ul style="list-style-type: none"> • understand characteristics and cultures of historical periods and literary movements associated with each century. • recognize and understand universal characters, themes, and motifs in American literature. • understand how an author's intent is achieved by the use of context and language. • understand dramatic conventions and devices. 	<p>To be successful with this standard, students are expected to</p> <ul style="list-style-type: none"> • use reading strategies to improve comprehension and to achieve the purposes for reading: predicting and adjusting predictions; questioning the text; restating main ideas and summarizing supporting details; and close reading. • discuss how the subject matter, style, literary type, theme, and purpose of literary works often reflect the culture and events of the times in which the works were written. • analyze how connections among motifs, setting, character traits, character development, and plot suggest multiple themes. • analyze and critique themes across texts and within various social, cultural, and historical contexts. • describe and contrast literary movements and representative texts associated with each literary movement, including how two or more texts from the same period treat similar themes or topics. Literary movements include: <ul style="list-style-type: none"> ◦ Colonialism/Puritanism (17th century);

- 11.4 The student will read, comprehend, and analyze relationships among American literature, history, and culture.**
- a) Describe contributions of different cultures to the development of American literature.
 - b) Compare and contrast the development of American literature in its historical context.
 - c) Discuss American literature as it reflects traditional and contemporary themes, motifs, universal characters, and genres.
 - d) Analyze the social or cultural function of American literature.
 - e) Analyze how context and language structures convey an author's intent and viewpoint.
 - f) Explain how the sound of a poem (rhyme, rhythm, onomatopoeia, repetition, alliteration, assonance, and parallelism) supports the subject, mood, and theme.
 - g) Explain how imagery and figures of speech appeal to the reader's senses and experience.
 - h) Explain how an author's specific word choices, syntax, tone, and voice support the author's purpose.
 - i) Read and analyze a variety of American dramatic selections.
 - j) Analyze the use of literary elements and dramatic conventions including verbal, situational and dramatic irony used in American literature.
 - k) Generate and respond logically to literal, inferential, evaluative, synthesizing, and critical thinking questions before, during, and after reading texts.

UNDERSTANDING THE STANDARD (Teacher Notes)	ESSENTIAL UNDERSTANDINGS	ESSENTIAL KNOWLEDGE, SKILLS, AND PROCESSES
<ul style="list-style-type: none"> • Students will read and critique a variety of dramatic selections. • A complete list of literary devices is found in Essential Knowledge, Skills, and Processes column for SOL 9.4. • Students will use a variety of reading strategies such as text annotation, QAR (Question-Answer Relationship), thinking aloud, etc. • Close reading entails close observation of the text, including annotating, determining all word meanings including connotations, syntax, and structure. It also involves paying close attention to figures of speech, and other features that contribute to a writer's style. Close reading also involves reflecting on deeper meanings of text, including considering relationships to other texts or social or cultural history. 		<ul style="list-style-type: none"> ◦ Revolutionary movement/Rationalism (18th century); ◦ Romanticism, Transcendentalism, Regionalism, Realism, Naturalism (19th century); ◦ Symbolism/Modernism, Harlem Renaissance, Postmodernism (20th century); and ◦ Contemporary poetry (21st Century) • differentiate among archetypal characters in American literature, such as the: <ul style="list-style-type: none"> ◦ hero/heroine; ◦ trickster; ◦ faithful companion; ◦ outsider/outcast; ◦ rugged individualist; ◦ innocent; ◦ villain; ◦ caretaker; ◦ Earth mother; ◦ rebel; ◦ misfit;

- 11.4** The student will read, comprehend, and analyze relationships among American literature, history, and culture.
- a) Describe contributions of different cultures to the development of American literature.
 - b) Compare and contrast the development of American literature in its historical context.
 - c) Discuss American literature as it reflects traditional and contemporary themes, motifs, universal characters, and genres.
 - d) Analyze the social or cultural function of American literature.
 - e) Analyze how context and language structures convey an author's intent and viewpoint.
 - f) Explain how the sound of a poem (rhyme, rhythm, onomatopoeia, repetition, alliteration, assonance, and parallelism) supports the subject, mood, and theme.
 - g) Explain how imagery and figures of speech appeal to the reader's senses and experience.
 - h) Explain how an author's specific word choices, syntax, tone, and voice support the author's purpose.
 - i) Read and analyze a variety of American dramatic selections.
 - j) Analyze the use of literary elements and dramatic conventions including verbal, situational and dramatic irony used in American literature.
 - k) Generate and respond logically to literal, inferential, evaluative, synthesizing, and critical thinking questions before, during, and after reading texts.

UNDERSTANDING THE STANDARD (Teacher Notes)	ESSENTIAL UNDERSTANDINGS	ESSENTIAL KNOWLEDGE, SKILLS, AND PROCESSES
		<ul style="list-style-type: none"> ◦ lonely orphan; ◦ shrew; ◦ mother/father figure; ◦ monster/villain; and ◦ scapegoat. • identify major themes in American literature, such as: <ul style="list-style-type: none"> ◦ the American Dream; ◦ loss of innocence; ◦ coming of age; ◦ relationship with nature; ◦ relationship with society; ◦ relationship with science; ◦ alienation and isolation; ◦ survival of the fittest; ◦ disillusionment; and ◦ rebellion and protest. • analyze texts to identify the author's attitudes, viewpoints, and beliefs and critique how these relate to larger historical, social, and cultural contexts.

- 11.4** The student will read, comprehend, and analyze relationships among American literature, history, and culture.
- a) Describe contributions of different cultures to the development of American literature.
 - b) Compare and contrast the development of American literature in its historical context.
 - c) Discuss American literature as it reflects traditional and contemporary themes, motifs, universal characters, and genres.
 - d) Analyze the social or cultural function of American literature.
 - e) Analyze how context and language structures convey an author's intent and viewpoint.
 - f) Explain how the sound of a poem (rhyme, rhythm, onomatopoeia, repetition, alliteration, assonance, and parallelism) supports the subject, mood, and theme.
 - g) Explain how imagery and figures of speech appeal to the reader's senses and experience.
 - h) Explain how an author's specific word choices, syntax, tone, and voice support the author's purpose.
 - i) Read and analyze a variety of American dramatic selections.
 - j) Analyze the use of literary elements and dramatic conventions including verbal, situational and dramatic irony used in American literature.
 - k) Generate and respond logically to literal, inferential, evaluative, synthesizing, and critical thinking questions before, during, and after reading texts.

UNDERSTANDING THE STANDARD (Teacher Notes)	ESSENTIAL UNDERSTANDINGS	ESSENTIAL KNOWLEDGE, SKILLS, AND PROCESSES
		<ul style="list-style-type: none"> • analyze the representation of a subject or a key scene in two different media. • describe how the use of context and language structures conveys an author's intent and viewpoint. • analyze the impact of the author's choices in developing the elements of a story or drama (e.g., setting, plot structure, and character development). • demonstrate knowledge of eighteenth-, nineteenth- and early-twentieth-century foundational works of American literature, including how two or more texts from the same period treat similar themes or topics. • analyze a case in which a point of view requires distinguishing what is directly stated in a text from what is really meant (e.g., satire, irony, sarcasm, understatement). • use poetic elements to explain, analyze, and evaluate poetry. • compare and contrast the subject matter, theme, form, language, development, and purpose of works of classic poets with those of contemporary poets.

- 11.4** The student will read, comprehend, and analyze relationships among American literature, history, and culture.
- a) Describe contributions of different cultures to the development of American literature.
 - b) Compare and contrast the development of American literature in its historical context.
 - c) Discuss American literature as it reflects traditional and contemporary themes, motifs, universal characters, and genres.
 - d) Analyze the social or cultural function of American literature.
 - e) Analyze how context and language structures convey an author's intent and viewpoint.
 - f) Explain how the sound of a poem (rhyme, rhythm, onomatopoeia, repetition, alliteration, assonance, and parallelism) supports the subject, mood, and theme.
 - g) Explain how imagery and figures of speech appeal to the reader's senses and experience.
 - h) Explain how an author's specific word choices, syntax, tone, and voice support the author's purpose.
 - i) Read and analyze a variety of American dramatic selections.
 - j) Analyze the use of literary elements and dramatic conventions including verbal, situational and dramatic irony used in American literature.
 - k) Generate and respond logically to literal, inferential, evaluative, synthesizing, and critical thinking questions before, during, and after reading texts.

UNDERSTANDING THE STANDARD (Teacher Notes)	ESSENTIAL UNDERSTANDINGS	ESSENTIAL KNOWLEDGE, SKILLS, AND PROCESSES
		<ul style="list-style-type: none"> • compare how poems of the same form use elements - sound, figurative language, imagery, symbols, and allusions - differently to convey meaning. • identify and discuss the elements and techniques that poets use to achieve a desired result, such as: <ul style="list-style-type: none"> ◦ imagery; ◦ precise word choice; ◦ sound devices; ◦ metrical patterns; and ◦ metaphorical/figurative language. • describe the language choices and devices that authors use, such as: <ul style="list-style-type: none"> ◦ rhetorical question; ◦ sarcasm; ◦ satire; ◦ parallelism; ◦ connotation/denotation; ◦ pun; ◦ irony;

- 11.4** The student will read, comprehend, and analyze relationships among American literature, history, and culture.
- a) Describe contributions of different cultures to the development of American literature.
 - b) Compare and contrast the development of American literature in its historical context.
 - c) Discuss American literature as it reflects traditional and contemporary themes, motifs, universal characters, and genres.
 - d) Analyze the social or cultural function of American literature.
 - e) Analyze how context and language structures convey an author's intent and viewpoint.
 - f) Explain how the sound of a poem (rhyme, rhythm, onomatopoeia, repetition, alliteration, assonance, and parallelism) supports the subject, mood, and theme.
 - g) Explain how imagery and figures of speech appeal to the reader's senses and experience.
 - h) Explain how an author's specific word choices, syntax, tone, and voice support the author's purpose.
 - i) Read and analyze a variety of American dramatic selections.
 - j) Analyze the use of literary elements and dramatic conventions including verbal, situational and dramatic irony used in American literature.
 - k) Generate and respond logically to literal, inferential, evaluative, synthesizing, and critical thinking questions before, during, and after reading texts.

UNDERSTANDING THE STANDARD (Teacher Notes)	ESSENTIAL UNDERSTANDINGS	ESSENTIAL KNOWLEDGE, SKILLS, AND PROCESSES
		<ul style="list-style-type: none"> ◦ tone; ◦ dialect; ◦ diction; and ◦ figurative language. • identify and describe dramatic conventions. • compare and evaluate adaptations and interpretations of a script for stage, film, television or other media.

- 11.5 The student will read and analyze a variety of nonfiction texts.**
- a) Use information from texts to clarify understanding of concepts.**
 - b) Read and follow directions to complete an application for college admission, for a scholarship, or for employment.**
 - c) Generalize ideas from selections to make predictions about other texts.**
 - d) Draw conclusions and make inferences on explicit and implied information using textual support.**
 - e) Analyze two or more texts addressing the same topic to identify authors' purpose and determine how authors reach similar or different conclusions.**
 - f) Identify false premises in persuasive writing.**
 - g) Recognize and analyze use of ambiguity, contradiction, paradox, irony, overstatement, and understatement in text.**
 - h) Generate and respond logically to literal, inferential, evaluative, synthesizing, and critical thinking questions before, during, and after reading texts.**

UNDERSTANDING THE STANDARD (Teacher Notes)	ESSENTIAL UNDERSTANDINGS	ESSENTIAL KNOWLEDGE, SKILLS, AND PROCESSES
<ul style="list-style-type: none"> • Students will read, understand, and use a variety of informational texts. They will develop specific reading skills in order to generalize ideas, make predictions, and follow directions. They will identify and analyze the steps in their own reading process in order to broaden their critical understanding. • Students should recognize persuasive techniques such as: <ul style="list-style-type: none"> ◦ ad hominem – means “to the man” does not argue the issue, instead it argues the person; ◦ red herring – is a deliberate attempt to divert attention; ◦ straw man – creates the illusion of having refuted a proposition by substituting a similar yet weaker proposition (the "straw man"); and ◦ begging the question – assumes the conclusion is true without proving it; circular argument. • Students will use a variety of reading strategies such as text annotation, QAR (Question-Answer Relationship), thinking 	<p>All students should</p> <ul style="list-style-type: none"> • understand how to analyze informational material. • understand reading strategies and use those strategies to analyze text. 	<p>To be successful with this standard, students are expected to</p> <ul style="list-style-type: none"> • analyze the vocabulary (jargon, technical terminology, and content-specific) and ideas of informational texts from various academic disciplines in order to clarify understandings of concepts. • know the purpose of the text they are to read and their own purpose in reading it. • use format (page design and layout), text structures, and features to aid in understanding of text. • understand how an organizational pattern enhances the meaning of a text. • distinguish main ideas from supporting details in complex informational text to generalize ideas and make predictions about other texts • analyze information from a text to make inferences and draw conclusions. • analyze a complex set of ideas or sequence of events and explain how specific individuals, ideas, or events interact and develop over the course of the text. • compare and contrast how two or more texts treat two or more of the same ideas and analyze the development of those ideas including how they interact and build on one another to provide a complex analysis. • provide an objective summary of the text.

- 11.5** The student will read and analyze a variety of nonfiction texts.
- a) Use information from texts to clarify understanding of concepts.
 - b) Read and follow directions to complete an application for college admission, for a scholarship, or for employment.
 - c) Generalize ideas from selections to make predictions about other texts.
 - d) Draw conclusions and make inferences on explicit and implied information using textual support.
 - e) Analyze two or more texts addressing the same topic to identify authors' purpose and determine how authors reach similar or different conclusions.
 - f) Identify false premises in persuasive writing.
 - g) Recognize and analyze use of ambiguity, contradiction, paradox, irony, overstatement, and understatement in text.
 - h) Generate and respond logically to literal, inferential, evaluative, synthesizing, and critical thinking questions before, during, and after reading texts.

UNDERSTANDING THE STANDARD (Teacher Notes)	ESSENTIAL UNDERSTANDINGS	ESSENTIAL KNOWLEDGE, SKILLS, AND PROCESSES
aloud, etc.		<ul style="list-style-type: none"> • analyze how a variety of logical arguments could reach conflicting conclusions. • evaluate the relevance and quality of evidence used to support a claim. • analyze and identify false premises that intentionally manipulate audiences. • determine an author's point of view or purpose in a rhetorically rich text, analyzing how ambiguity, contradiction, paradox, irony, hyperbole, overstatement, and understatement contribute to text. • before, during, and after reading texts, generate and respond to a variety of critical thinking questions to activate prior knowledge, engage actively with learning new information, and reflect on new learning or fresh insights.

At the eleventh-grade level, students will write in a variety of forms with an emphasis on persuasion. They will produce arguments in writing that demonstrate knowledgeable judgments and address counterclaims. Students will use their knowledge of genres, formats, purposes, audiences, and situations to produce clear and effective products that reflect use of all stages of a writing process.

- 11.6 The student will write in a variety of forms, with an emphasis on persuasion.**
- a) **Generate, gather, plan, and organize ideas for writing to address a specific audience and purpose.**
 - b) **Produce arguments in writing that develop a thesis that demonstrates knowledgeable judgments, addresses counterclaims, and provides effective conclusions.**
 - c) **Organize ideas in a sustained and logical manner.**
 - d) **Clarify and defend position with precise and relevant evidence elaborating ideas clearly and accurately.**
 - e) **Adapt content, vocabulary, voice, and tone to audience, purpose, and situation.**
 - f) **Revise writing for clarity of content, accuracy and depth of information.**
 - g) **Use computer technology to plan, draft, revise, edit, and publish writing.**
 - h) **Write and revise correspondence to a standard acceptable both in the workplace and in postsecondary education.**

UNDERSTANDING THE STANDARD (Teacher Notes)	ESSENTIAL UNDERSTANDINGS	ESSENTIAL KNOWLEDGE, SKILLS, AND PROCESSES
<ul style="list-style-type: none"> • Students will use a process for writing to communicate clearly and persuasively. • Students will support a position by selecting valid information and amplifying their text logically. • Students will understand that active constructions are preferred. • Students will avoid false premises in writing including, but not limited to, those listed as persuasive techniques under SOL 11.5. • Students will write clear and accurate personal, professional, and informational correspondence. They will use a writing process to develop real-world, practical products. • Students should have practice writing for shorter time frames as well as extended time frames. 	<p>All students should</p> <ul style="list-style-type: none"> • understand that writing is a process. • locate and select appropriate information that clearly supports a definite purpose and position. • understand that vocabulary is used to develop voice and tone for a specific audience, purpose, or situation. • understand revision strategies. 	<p>To be successful with this standard, students are expected to</p> <ul style="list-style-type: none"> • apply a variety of planning strategies to generate and organize ideas. • present a thesis that focuses on the problem or argument to be solved. • anticipate and address the counterevidence, counterclaims, and counterarguments. • use effective rhetorical appeals, to establish credibility and persuade intended audience. • refine the thesis by considering whether the claim is relevant, interesting, logical, and meaningful. • understand a variety of organizational patterns. • use appropriate and varied transitions to link sentences and paragraphs. • elaborate ideas clearly and accurately. • show how evidence supports each main point of the argument and justify why the evidence credibly supports the claims. • introduce claim(s), acknowledge and distinguish the claim(s) from alternate or opposing claims. • organize the reasons and evidence logically. • use specific revision strategies and adapt content, vocabulary, voice, and tone to audience, purpose, and situation.

- 11.6** The student will write in a variety of forms, with an emphasis on persuasion.
- a) Generate, gather, plan, and organize ideas for writing to address a specific audience and purpose.
 - b) Produce arguments in writing that develop a thesis that demonstrates knowledgeable judgments, addresses counterclaims, and provides effective conclusions.
 - c) Organize ideas in a sustained and logical manner.
 - d) Clarify and defend position with precise and relevant evidence elaborating ideas clearly and accurately.
 - e) Adapt content, vocabulary, voice, and tone to audience, purpose, and situation.
 - f) Revise writing for clarity of content, accuracy and depth of information.
 - g) Use computer technology to plan, draft, revise, edit, and publish writing.
 - h) Write and revise correspondence to a standard acceptable both in the workplace and in postsecondary education.

UNDERSTANDING THE STANDARD (Teacher Notes)	ESSENTIAL UNDERSTANDINGS	ESSENTIAL KNOWLEDGE, SKILLS, AND PROCESSES
		<ul style="list-style-type: none"> • select an appropriate audience by analyzing assumptions, values, and background knowledge. • develop the topic thoroughly by selecting facts, details, quotations, and appropriate examples for the audience and purpose. • use MLA (Modern Language Association) or APA (American Psychological Association) style for formatting rules and documentation.

- 11.7 The student will self- and peer-edit writing for correct grammar, capitalization, punctuation, spelling, sentence structure, and paragraphing.**
- a) Use a style manual, such as that of the Modern Language Association (MLA) or the American Psychological Association (APA), to apply rules for punctuation and formatting of direct quotations.**
 - b) Use verbals and verbal phrases to achieve sentence conciseness and variety.**
 - c) Distinguish between active and passive voice.**
 - d) Differentiate between in-text citations and works cited on the bibliography page.**
 - e) Adjust sentence and paragraph structures for a variety of purposes and audiences.**
 - f) Proofread and edit writing for intended audience and purpose.**

UNDERSTANDING THE STANDARD (Teacher Notes)	ESSENTIAL UNDERSTANDINGS	ESSENTIAL KNOWLEDGE, SKILLS, AND PROCESSES
<ul style="list-style-type: none"> • Students will use a style manual, such as MLA or APA, in producing research projects. • Students will understand and apply rules for the use of verbals and verbal phrases. • Students will understand active voice is preferable to passive voice. 	<p>All students should</p> <ul style="list-style-type: none"> • understand and apply the rules of the MLA, APA, or other style manual in producing research projects. • understand verbals and verbal phrases and use them appropriately in writing. • use grammatical conventions to vary syntax and paragraph structures for a variety of purposes and audiences. 	<p>To be successful with this standard, students are expected to</p> <ul style="list-style-type: none"> • apply MLA or APA style for punctuation conventions and formatting direct quotations. • use correctly the following verbal phrases in writing: <ul style="list-style-type: none"> ◦ gerund phrase; ◦ infinitive phrase; ◦ participial phrase; and ◦ absolute phrase. • place main subjects of sentences in front of strong, active verbs and avoid forms of the verb “to be”. [The baseball was thrown by the pitcher (passive construction); better: The pitcher threw the baseball (active construction).] • use in-text citations including parenthetical references and a corresponding list of works cited at the end of the paper. • use clauses and phrases for sentence variety. • revise and edit writing for appropriate style and language in informal and formal contexts.

At the eleventh-grade level, students will engage in research that requires the selection, evaluation, use, and documentation of a variety of sources. Students will verify the validity of all information and follow ethical and legal guidelines for using and gathering information. Each student will present a research product that is clearly written and accurately documented according to a standard form of documentation.

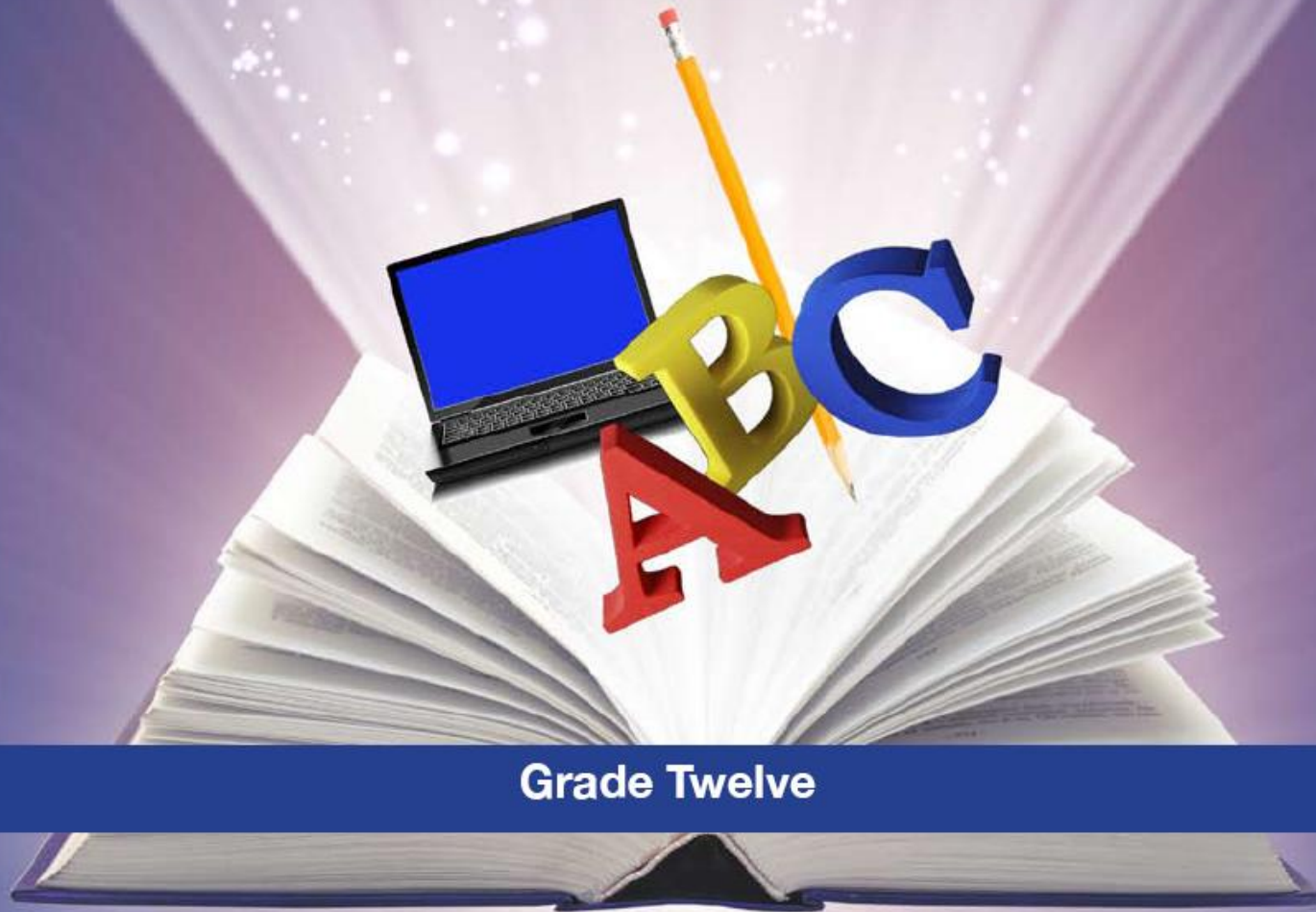
- 11.8** The student will analyze, evaluate, synthesize, and organize information from a variety of sources to produce a research product.
- a) Use technology as a tool to research, organize, evaluate, and communicate information.
 - b) Narrow a topic and develop a plan for research.
 - c) Collect information to support a thesis.
 - d) Critically evaluate quality, accuracy, and validity of information.
 - e) Make sense of information gathered from diverse sources by identifying misconceptions, main and supporting ideas, conflicting information, point of view or bias.
 - f) Synthesize and present information in a logical sequence.
 - g) Cite sources for both quoted and paraphrased ideas using a standard method of documentation, such as that of the Modern Language Association (MLA) or the American Psychological Association (APA).
 - h) Revise writing for clarity of content, accuracy, and depth of information.
 - i) Edit writing for grammatically correct use of language, spelling, punctuation, capitalization, and sentence/paragraph structure.
 - j) Define the meaning and consequences of plagiarism and follow ethical and legal guidelines for gathering and using information.

UNDERSTANDING THE STANDARD (Teacher Notes)	ESSENTIAL UNDERSTANDINGS	ESSENTIAL KNOWLEDGE, SKILLS, AND PROCESSES
<ul style="list-style-type: none"> • Students will compose a documented research product that is based on valid resources and procedures. • Students will collect, organize, and evaluate the quality and accuracy of information to ensure that it is current, factual, and reliable. • Students will recognize consequences of plagiarism according to the guidelines established by school divisions. 	<p>All students should</p> <ul style="list-style-type: none"> • understand how to evaluate sources of information to determine reliability. • understand how to develop a plan and collect information. • understand how to use technology to access, organize, and develop writing. • understand plagiarism has meaningful consequences. 	<p>To be successful with this standard, students are expected to</p> <ul style="list-style-type: none"> • utilize technology to conduct research, organize information, and develop writing. • identify and narrow a topic for research through a variety of strategies, such as mapping, listing, brainstorming, webbing, and using an Internet search engine. • develop a plan to locate and collect relevant information about the chosen topic. • identify a variety of primary and secondary sources of information. • generate notes while following a logical note-taking system. • preview resource materials to aid in selection of a suitable topic. • identify valid main and supporting ideas in various sources and distinguish them from misconceptions and biased points of view when information conflicts. • synthesize information in a logical sequence.

- 11.8** The student will analyze, evaluate, synthesize, and organize information from a variety of sources to produce a research product.
- a) Use technology as a tool to research, organize, evaluate, and communicate information.
 - b) Narrow a topic and develop a plan for research.
 - c) Collect information to support a thesis.
 - d) Critically evaluate quality, accuracy, and validity of information.
 - e) Make sense of information gathered from diverse sources by identifying misconceptions, main and supporting ideas, conflicting information, point of view or bias.
 - f) Synthesize and present information in a logical sequence.
 - g) Cite sources for both quoted and paraphrased ideas using a standard method of documentation, such as that of the Modern Language Association (MLA) or the American Psychological Association (APA).
 - h) Revise writing for clarity of content, accuracy, and depth of information.
 - i) Edit writing for grammatically correct use of language, spelling, punctuation, capitalization, and sentence/paragraph structure.
 - j) Define the meaning and consequences of plagiarism and follow ethical and legal guidelines for gathering and using information.

UNDERSTANDING THE STANDARD (Teacher Notes)	ESSENTIAL UNDERSTANDINGS	ESSENTIAL KNOWLEDGE, SKILLS, AND PROCESSES
		<ul style="list-style-type: none"> • document print and electronic sources using MLA or APA style, including in-text citation and corresponding works cited list. • incorporate ideas and quotations skillfully by directly quoting, paraphrasing, or summarizing text from reliable sources and citing them appropriately. • revise writing for effect, clarity, accuracy, and depth of information. • follow style manual conventions to edit materials for correct grammar, spelling, punctuation, and capitalization. • avoid plagiarism by: <ul style="list-style-type: none"> ◦ understanding that <i>plagiarism</i> is the act of presenting someone else's ideas as one's own; ◦ recognizing that one must correctly cite sources to give credit to the author of an original work; ◦ recognizing that sources of information must be cited even when the information has been paraphrased; and ◦ using quotation marks when someone else's exact words are quoted.

English Standards of Learning CURRICULUM FRAMEWORK 2010



Grade Twelve

Board of Education, Commonwealth of Virginia

At the twelfth-grade level, students will use organizational skills, audience awareness, appropriate vocabulary and grammar, and verbal and nonverbal presentation skills to plan and deliver an effective formal oral presentation. Students will use a variety of listening skills to evaluate oral presentations. In addition, students will examine media messages for their objectivity, subjectivity, and effects on the audience.

- 12.1 The student will make a formal oral presentation in a group or individually.**
- a) **Choose the purpose of the presentation.**
 - b) **Choose vocabulary, language, and tone appropriate to the audience, topic, and purpose.**
 - c) **Use details, illustrations, statistics, comparisons, and analogies to support the presentation.**
 - d) **Use media, visual literacy, and technology skills to create and support the presentation.**
 - e) **Use grammatically correct language, including vocabulary appropriate to the topic, audience, and purpose.**
 - f) **Collaborate and report on small group learning activities.**
 - g) **Evaluate formal presentations including personal, digital, visual, textual, and technological.**
 - h) **Use a variety of listening strategies to analyze relationships among purpose, audience, and content of presentations.**
 - i) **Critique effectiveness of presentations.**

UNDERSTANDING THE STANDARD (Teacher Notes)	ESSENTIAL UNDERSTANDINGS	ESSENTIAL KNOWLEDGE, SKILLS, AND PROCESSES
<ul style="list-style-type: none"> • Students will develop skills in preparing and delivering formal oral presentations. To this end, they will develop skills in identifying a purpose, researching topics, developing content, and delivering presentations. 	<p>All students should</p> <ul style="list-style-type: none"> • recognize that the major purposes of speeches include exposition, persuasion, inspiration, entertainment, or recognition of special occasions (e.g., acceptance, welcome, or thank-you speeches). • understand that semantics involves words and word order specifically chosen for the meaning intended. • recognize rhetoric as the art of persuasion, especially using devices such as repetition, parallelism, and rhetorical question. 	<p>To be successful with this standard, students are expected to</p> <ul style="list-style-type: none"> • make a 5-10 minute oral presentation alone and/or as part of a group. • organize and develop a speech, using steps in the process such as: <ul style="list-style-type: none"> ◦ selection of a topic related to audience and situation; ◦ determination of purpose; ◦ research; ◦ development of an outline, including introduction, body, and conclusion; ◦ practice; and ◦ presentation. • choose appropriate vocabulary, language, and tone for the selected topic, purpose, context, and audience. • develop content through inclusion of: <ul style="list-style-type: none"> ◦ a combination of facts and/or statistics; ◦ examples; ◦ illustrations; ◦ anecdotes and narratives; ◦ reference to experts; ◦ quotations; ◦ analogies and comparisons; and ◦ logical argumentation of their reasoning. • use effective delivery created through a combination of: <ul style="list-style-type: none"> ◦ clear purpose;

- 12.1 The student will make a formal oral presentation in a group or individually.**
- a) **Choose the purpose of the presentation.**
 - b) **Choose vocabulary, language, and tone appropriate to the audience, topic, and purpose.**
 - c) **Use details, illustrations, statistics, comparisons, and analogies to support the presentation.**
 - d) **Use media, visual literacy, and technology skills to create and support the presentation.**
 - e) **Use grammatically correct language, including vocabulary appropriate to the topic, audience, and purpose.**
 - f) **Collaborate and report on small group learning activities.**
 - g) **Evaluate formal presentations including personal, digital, visual, textual, and technological.**
 - h) **Use a variety of listening strategies to analyze relationships among purpose, audience, and content of presentations.**
 - i) **Critique effectiveness of presentations.**

UNDERSTANDING THE STANDARD (Teacher Notes)	ESSENTIAL UNDERSTANDINGS	ESSENTIAL KNOWLEDGE, SKILLS, AND PROCESSES
		<ul style="list-style-type: none"> ◦ organization and development of content; ◦ semantics; ◦ rhetoric; ◦ visual aids; ◦ voice modulation and strength; ◦ gestures, stance, and eye contact; and ◦ sufficient practice of delivery. • use appropriate and effective visual aids and/or technology to support presentations. • use grammatically correct language and appropriate vocabulary. • work together to establish group goals, define individual roles, and report on learning activities. • evaluate a formal presentation by analyzing and critiquing the effectiveness of the speaker's demeanor, voice, language, gestures, clarity of thought, organization of evidence, relevance, and delivery. • monitor audience feedback, engagement, and understanding, to adjust delivery and content. • analyze and critique the effectiveness of purpose and content of a presentation with respect to how the audience responds.

- 12.2** The student will examine how values and points of view are included or excluded and how media influences beliefs and behaviors.
- a) Evaluate sources including advertisements, editorials, blogs, Web sites, and other media for relationships between intent, factual content, and opinion.
- b) Determine the author’s purpose and intended effect on the audience for media messages.

UNDERSTANDING THE STANDARD (Teacher Notes)	ESSENTIAL UNDERSTANDINGS	ESSENTIAL KNOWLEDGE, SKILLS, AND PROCESSES
<ul style="list-style-type: none"> Students will continue to develop media literacy by examining how media messages influence people’s beliefs and behaviors. 	<p>All students should</p> <ul style="list-style-type: none"> recognize that media messages express points of view and contain values to influence the beliefs and behaviors of the intended audience. understand the difference between objectivity, or fact, and subjectivity, or bias, in media messages. realize the purposeful use of persuasive language and word connotations to convey viewpoint and bias. 	<p>To be successful with this standard, students are expected to</p> <ul style="list-style-type: none"> organize knowledge and display learning using visual images, text, graphics, and/or music to create media messages with visual, audio, and graphic effects. evaluate visual and verbal media messages for content (word choice and choice of information), intent (persuasive techniques), impact (public opinion trends), and effectiveness (effect on the audience). determine author’s purpose and distinguish factual content from opinion and possible bias. analyze and critique how media reach the targeted audience for specific purposes (to persuade, to entertain, to push to action, to appeal to ethics or beliefs, etc.). identify fact and opinion in media messages and how those elements relate to purpose and audience.

At the twelfth-grade level, students will apply knowledge of word origins, derivations, and figurative language to extend vocabulary development in authentic texts. They will analyze British literature and literature of other cultures with emphasis on the many classic works that may be studied. In addition, students will read nonfiction and technical texts and continue to develop their own reading-process skills. Students will apply these reading skills in other content areas, including history and social science, science, and mathematics. When selecting texts, teachers will consider appropriateness of subject and theme as well as text complexity.

- 12.3 The student will apply knowledge of word origins, derivations, and figurative language to extend vocabulary development in authentic texts.**
- a) Use structural analysis of roots, affixes, synonyms, antonyms, and cognates to understand complex words.
 - b) Use context, structure, and connotations to determine meanings of words and phrases.
 - c) Discriminate between connotative and denotative meanings and interpret the connotation.
 - d) Identify the meaning of common idioms, literary and classical allusions in text.
 - e) Expand general and specialized vocabulary through speaking, reading, and writing.
 - f) Use knowledge of the evolution, diversity, and effects of language to comprehend and elaborate the meaning of texts.

UNDERSTANDING THE STANDARD (Teacher Notes)	ESSENTIAL UNDERSTANDINGS	ESSENTIAL KNOWLEDGE, SKILLS, AND PROCESSES
<ul style="list-style-type: none"> • The intent of this standard is that students will increase their independence as learners of vocabulary. • Students will be exposed to affixes, including prefixes and suffixes, roots, derivations, and inflections of polysyllabic words and understand that words with similar parts may be related to each other in meaning and origin. • Teachers should use a study of cognates, words from the same linguistic family, to enhance vocabulary instruction. Cognates can occur within the same language or across languages, e.g., <i>night</i> (English), <i>nuit</i> (French), <i>Nacht</i> (German), <i>nacht</i> (Dutch), <i>nicht</i> (Scots), <i>natt</i> (Swedish, Norwegian), <i>nat</i> (Danish), <i>raat</i> (Urdu), <i>nátt</i> (Faroese), <i>nótt</i> (Icelandic), <i>noc</i> (Czech, Slovak, Polish). • Students will evaluate the use of figurative language and analogies in text. • Students will use context and connotations to help determine the meaning of synonymous words and appreciate an author's choices of words and images. • Connotation is subjective, cultural, and emotional. A stubborn person may be described as being either <i>strong-willed</i> or <i>pig-headed</i>. 	<p>All students should</p> <ul style="list-style-type: none"> • use word structure to analyze and relate words. • recognize that words have nuances of meaning and that understanding the connotations may be necessary to determine the appropriate meaning. • recognize how figurative language enriches text. 	<p>To be successful with this standard, students are expected to</p> <ul style="list-style-type: none"> • use roots or affixes to determine or clarify the meaning of words. • demonstrate an understanding of idioms. • use prior reading knowledge and other study to identify the meaning of literary and classical allusions. • interpret figures of speech (e.g., euphemism, oxymoron, hyperbole, paradox) in context and analyze their role in the text. • analyze connotations of words with similar denotations. • use context (e.g., the overall meaning of a sentence, paragraph, or text; a word's position or function in a sentence) as a clue to the meaning of a word or phrase. • identify and correctly use patterns of word changes that indicate different meanings or parts of speech (e.g., <i>conceive</i>, <i>conception</i>, <i>conceivable</i>). • consult general and specialized reference materials (e.g., dictionaries, glossaries, thesauruses), both print and digital, to find the pronunciation of a word or determine or clarify its precise meaning, its part of speech, its etymology, or its standard usage. • demonstrate understanding of figurative language, word relationships, and connotations in word meanings.

- 12.3** The student will apply knowledge of word origins, derivations, and figurative language to extend vocabulary development in authentic texts.
- Use structural analysis of roots, affixes, synonyms, antonyms, and cognates to understand complex words.
 - Use context, structure, and connotations to determine meanings of words and phrases.
 - Discriminate between connotative and denotative meanings and interpret the connotation.
 - Identify the meaning of common idioms, literary and classical allusions in text.
 - Expand general and specialized vocabulary through speaking, reading, and writing.
 - Use knowledge of the evolution, diversity, and effects of language to comprehend and elaborate the meaning of texts.

UNDERSTANDING THE STANDARD (Teacher Notes)	ESSENTIAL UNDERSTANDINGS	ESSENTIAL KNOWLEDGE, SKILLS, AND PROCESSES
<p>They have the same literal meaning (i.e., <i>stubborn</i>). <i>Strong-willed</i> connotes admiration for the level of someone's will, while <i>pig-headed</i> connotes frustration in dealing with someone.</p> <ul style="list-style-type: none"> Denotation is a dictionary definition of a word. Idiom is an expression peculiar to a particular language or group of people that means something different from the dictionary definition (e.g., blessing in disguise, chip on your shoulder). An allusion is an indirect reference to a person, place, event, or thing – real or fictional. J.D. Salinger's <i>The Catcher in the Rye</i> is an allusion to a poem by Robert Burns. Stephen Vincent Benet's story <i>By the Waters of Babylon</i> alludes to Psalm 137 in the Bible . 		

- 12.4 The student will read, comprehend, and analyze the development of British literature and literature of other cultures.**
- a) **Compare and contrast the development of British literature in its historical context.**
 - b) **Recognize major literary forms and their elements.**
 - c) **Recognize the characteristics of major chronological eras.**
 - d) **Relate literary works and authors to major themes and issues of their eras.**
 - e) **Analyze the social and cultural function of British literature.**
 - f) **Explain how the sound of a poem (rhyme, rhythm, onomatopoeia, repetition, alliteration, assonance, and parallelism) supports the subject, mood, and theme.**
 - g) **Compare and contrast traditional and contemporary poems from many cultures.**
 - h) **Analyze how dramatic conventions including character, scene, dialogue, and staging contribute to the theme and effect.**
 - i) **Compare and contrast dramatic elements of plays from American, British, and other cultures.**

UNDERSTANDING THE STANDARD (Teacher Notes)	ESSENTIAL UNDERSTANDINGS	ESSENTIAL KNOWLEDGE, SKILLS, AND PROCESSES
<ul style="list-style-type: none"> • Students will understand how British literature has influenced and has been influenced by the literature of other cultures. • Students will trace and examine the development of British literature and the literature of other cultures by recognizing characteristics of chronological periods and literary techniques. Students will relate literary works and their authors to major themes and issues. • Students will understand that critical evaluation is the process of judging the merit or value of a piece of literature and that the process includes evaluating the author's effectiveness in integrating component parts to create a whole. • A complete list of literary devices is found in Essential Knowledge, Skills, and Processes column for SOL 9.4. • Close reading entails close observation of the text, including annotating, determining all word meanings including connotations, syntax, and structure. It also involves paying close attention to figures of speech, and other features that 	<p>All students should</p> <ul style="list-style-type: none"> • recognize literary forms employed in major literary eras. • recognize the literary characteristics of the major chronological eras. • understand how a writer's choice of words reveals the content of a poem and the speaker's attitude regarding the content of the poem. • understand how the subject and mood of the poem are supported or reinforced through the use of sound structures. • understand a reader's response to poetry is manipulated by imagery and figures of speech. • understand traditional and contemporary dramatic works 	<p>To be successful with this standard, students are expected to</p> <ul style="list-style-type: none"> • use reading strategies to improve comprehension and to achieve the purposes for reading: predicting and adjusting predictions; questioning the text; restating main ideas and summarizing supporting details; and close reading. • analyze texts to identify the author's attitudes, viewpoints, and beliefs and critique how these relate to larger historical, social, and cultural contexts. • analyze the representation of a subject or a key scene in two different media. • identify the literary characteristics of specific eras, such as: <ul style="list-style-type: none"> ◦ Anglo-Saxon/Medieval period; ◦ Tudor/Renaissance period; ◦ Neoclassical period; ◦ Restoration Age; ◦ Romantic and Victorian periods; and ◦ Modern and Postmodern periods. • recognize major themes and issues related to: <ul style="list-style-type: none"> ◦ religious diversity; ◦ political struggles; ◦ ethnic and cultural mores and traditions; and ◦ individual rights, gender equity, and civil rights.

- 12.4 The student will read, comprehend, and analyze the development of British literature and literature of other cultures.**
- a) **Compare and contrast the development of British literature in its historical context.**
 - b) **Recognize major literary forms and their elements.**
 - c) **Recognize the characteristics of major chronological eras.**
 - d) **Relate literary works and authors to major themes and issues of their eras.**
 - e) **Analyze the social and cultural function of British literature.**
 - f) **Explain how the sound of a poem (rhyme, rhythm, onomatopoeia, repetition, alliteration, assonance, and parallelism) supports the subject, mood, and theme.**
 - g) **Compare and contrast traditional and contemporary poems from many cultures.**
 - h) **Analyze how dramatic conventions including character, scene, dialogue, and staging contribute to the theme and effect.**
 - i) **Compare and contrast dramatic elements of plays from American, British, and other cultures.**

UNDERSTANDING THE STANDARD (Teacher Notes)	ESSENTIAL UNDERSTANDINGS	ESSENTIAL KNOWLEDGE, SKILLS, AND PROCESSES
<p>contribute to a writer's style. Close reading also involves reflecting on deeper meanings of text including considering relationships to other texts or social or cultural history.</p> <ul style="list-style-type: none"> • Students will use a variety of reading strategies such as text annotation, QAR (Question-Answer Relationship), thinking aloud, etc. 	<p>of authors from a variety of cultures.</p> <ul style="list-style-type: none"> • identify and understand the most effective elements of a selected play. 	<ul style="list-style-type: none"> • distinguish between what is directly stated in a text from what is intended or implied because of the use of satire, sarcasm, irony, or understatement. • analyze how British literature has provided social commentary on various cultural developments including religious and political struggles, changing mores and traditions, etc. • explain how the choice of words in a poem creates tone. • explain how the reader's response to the poem is manipulated by imagery, figures of speech, and diction (word choice). • compare and contrast traditional and contemporary poetry and drama from many cultures. • explain how a dramatist uses dialogue to reveal the theme of a drama. • compare and contrast the use of exposition/initiating event, rising action, complication/conflict, climax or crisis, falling action, and resolution/denouement among plays from various cultures.

- 12.5 The student will read and analyze a variety of nonfiction texts.**
- a) **Generate and respond logically to literal, inferential, evaluative, synthesizing, and critical thinking questions before, during, and after reading texts.**
 - b) **Analyze and synthesize information in order to solve problems, answer questions, and generate new knowledge.**
 - c) **Analyze two or more texts addressing the same topic to identify authors' purpose and determine how authors reach similar or different conclusions.**
 - d) **Recognize and analyze use of ambiguity, contradiction, paradox, irony, overstatement, and understatement in text.**
 - e) **Identify false premises in persuasive writing.**
 - f) **Draw conclusions and make inferences on explicit and implied information using textual support.**

UNDERSTANDING THE STANDARD (Teacher Notes)	ESSENTIAL UNDERSTANDINGS	ESSENTIAL KNOWLEDGE, SKILLS, AND PROCESSES
<ul style="list-style-type: none"> • Students will develop skill in analyzing, evaluating, and applying the format (structure) and content of a variety of informational and technical texts. Such informational and technical texts include statements of fact and essential information needed for making consumer choices and other important decisions. • Students should recognize persuasive techniques, such as: <ul style="list-style-type: none"> ◦ ad hominem – means “to the man” does not argue the issue, instead it argues the person; ◦ red herring – is a deliberate attempt to divert attention; ◦ straw man – creates the illusion of having refuted a proposition by substituting a similar yet weaker proposition (the "straw man"); and ◦ begging the question – assumes the conclusion is true without proving it; circular argument. • Analyze and identify false premises in arguments and evaluate their role in the argument. 	<p>All students should</p> <ul style="list-style-type: none"> • understand formats common to information resources. 	<p>To be successful with this standard, students are expected to</p> <ul style="list-style-type: none"> • before, during, and after reading texts, generate and respond to a variety of critical thinking questions to activate prior knowledge, engage actively with learning new information, and reflect on new learning or fresh insights. • analyze printed and Web-based informational and technical texts. • examine the format (structure) of an informational or technical text as an aid to determining and analyzing its content. • recognize and apply specialized vocabulary. • analyze how two or more texts develop and treat the same idea. • determine an author's point of view or purpose in a text in which the rhetoric is particularly effective, • make frequent references to texts in order to verify conclusions and support logical inferences.

- 12.5** The student will read and analyze a variety of nonfiction texts.
- a) Generate and respond logically to literal, inferential, evaluative, synthesizing, and critical thinking questions before, during, and after reading texts.
 - b) Analyze and synthesize information in order to solve problems, answer questions, and generate new knowledge.
 - c) Analyze two or more texts addressing the same topic to identify authors' purpose and determine how authors reach similar or different conclusions.
 - d) Recognize and analyze use of ambiguity, contradiction, paradox, irony, overstatement, and understatement in text.
 - e) Identify false premises in persuasive writing.
 - f) Draw conclusions and make inferences on explicit and implied information using textual support.

UNDERSTANDING THE STANDARD (Teacher Notes)	ESSENTIAL UNDERSTANDINGS	ESSENTIAL KNOWLEDGE, SKILLS, AND PROCESSES
<ul style="list-style-type: none"> • Students will use a variety of reading strategies such as text annotation, QAR (Question-Answer, Relationship), thinking aloud, etc. 		

At the twelfth-grade level, students will produce expository, informational, analytic, and persuasive/argumentative papers that are logically organized and contain clear and accurate ideas. Students will clarify and defend a position using precise and relevant evidence. In addition, students will revise writing for clarity of content and depth of information.

- 12.6 The student will develop expository and informational, analyses, and persuasive/argumentative writings.**
- a) **Generate, gather, and organize ideas for writing to address a specific audience and purpose.**
 - b) **Produce arguments in writing that develop a thesis to demonstrate knowledgeable judgments, address counterclaims, and provide effective conclusions.**
 - c) **Clarify and defend a position with precise and relevant evidence.**
 - d) **Adapt content, vocabulary, voice, and tone to audience, purpose, and situation.**
 - e) **Use a variety of rhetorical strategies to accomplish a specific purpose.**
 - f) **Create arguments free of errors in logic and externally supported.**
 - g) **Revise writing for clarity of content, depth of information and technique of presentation.**
 - h) **Use computer technology to plan, draft, revise, edit, and publish writing.**

UNDERSTANDING THE STANDARD (Teacher Notes)	ESSENTIAL UNDERSTANDINGS	ESSENTIAL KNOWLEDGE, SKILLS, AND PROCESSES
<ul style="list-style-type: none"> • The intent of this standard is that students will develop skill in creating expository, technical, and persuasive/argumentative writings. • Persuasive techniques are defined under SOL 12.5. • Students should have practice writing for shorter time frames as well as extended time frames. 	<p>All students should</p> <ul style="list-style-type: none"> • understand that writing is a process. • locate and select appropriate information that clearly supports a definite purpose and position. • understand that format (structure) determines the sequence of a writing. • understand that vocabulary is used to develop voice and tone for a specific audience, purpose, or situation. 	<p>To be successful with this standard, students are expected to</p> <ul style="list-style-type: none"> • develop expository writings that: <ul style="list-style-type: none"> ◦ explain their ideas through a clear general statement of the writer’s point (thesis); ◦ use specific evidence and illustrations; and ◦ provide concise and accurate information. • develop technical writings (e.g., personal data sheet, résumé, job description, questionnaire, job application, or business communication) that address a clearly identified audience and have a clearly identified purpose. • complete employment forms through simulations and real-life opportunities. • complete applications, essays, and résumés for college admission through simulations and real-life opportunities . • develop analytical essays that do one or more of the following: <ul style="list-style-type: none"> ◦ examine a process; ◦ make a comparison; ◦ propose solutions; ◦ classify; ◦ define; ◦ show cause and effect; ◦ illustrate problems; and ◦ evaluate. • construct arguments that: <ul style="list-style-type: none"> ◦ introduce precise, substantive claims;

- 12.6 The student will develop expository and informational, analyses, and persuasive/argumentative writings.**
- a) **Generate, gather, and organize ideas for writing to address a specific audience and purpose.**
 - b) **Produce arguments in writing that develop a thesis to demonstrate knowledgeable judgments, address counterclaims, and provide effective conclusions.**
 - c) **Clarify and defend a position with precise and relevant evidence.**
 - d) **Adapt content, vocabulary, voice, and tone to audience, purpose, and situation.**
 - e) **Use a variety of rhetorical strategies to accomplish a specific purpose.**
 - f) **Create arguments free of errors in logic and externally supported.**
 - g) **Revise writing for clarity of content, depth of information and technique of presentation.**
 - h) **Use computer technology to plan, draft, revise, edit, and publish writing.**

UNDERSTANDING THE STANDARD (Teacher Notes)	ESSENTIAL UNDERSTANDINGS	ESSENTIAL KNOWLEDGE, SKILLS, AND PROCESSES
		<ul style="list-style-type: none"> ◦ establish the significance of the claims; ◦ distinguish them from opposing claims; and ◦ sequence information logically (e.g., problem-solution, cause and effect). <ul style="list-style-type: none"> • use a range of strategies to elaborate and persuade, such as: <ul style="list-style-type: none"> ◦ descriptions; ◦ anecdotes,; ◦ case studies, ◦ analogies; and ◦ illustrations. • develop claim(s) and counterclaims thoroughly, supplying the most relevant data and evidence for each while pointing out the strengths and limitations of both. • provide a clear and effective conclusion. • develop a thesis that demonstrates clear and knowledgeable judgments. • clarify and defend positions with precise and relevant evidence, including facts, expert opinions, quotations and/logical reasoning. • strategically focus paragraphs by using a variety of techniques. • use transition words and phrases to signal progression of ideas within and between paragraphs, and use appropriate words and phrases to signal organizational patterns (e.g., description, question-answer, compare-contrast, problem-solution, cause and effect). • use words, phrases, and clauses to link the major sections of the text.

- 12.6 The student will develop expository and informational, analyses, and persuasive/argumentative writings.**
- a) **Generate, gather, and organize ideas for writing to address a specific audience and purpose.**
 - b) **Produce arguments in writing that develop a thesis to demonstrate knowledgeable judgments, address counterclaims, and provide effective conclusions.**
 - c) **Clarify and defend a position with precise and relevant evidence.**
 - d) **Adapt content, vocabulary, voice, and tone to audience, purpose, and situation.**
 - e) **Use a variety of rhetorical strategies to accomplish a specific purpose.**
 - f) **Create arguments free of errors in logic and externally supported.**
 - g) **Revise writing for clarity of content, depth of information and technique of presentation.**
 - h) **Use computer technology to plan, draft, revise, edit, and publish writing.**

UNDERSTANDING THE STANDARD (Teacher Notes)	ESSENTIAL UNDERSTANDINGS	ESSENTIAL KNOWLEDGE, SKILLS, AND PROCESSES
		<ul style="list-style-type: none"> • create cohesion, and clarify the relationships between claim(s) and reasons, between reasons and evidence, and between claim(s) and counterclaims. • elaborate for clarity and accuracy developing the topic fully with significant and relevant facts, extended definitions, concrete details, and important quotations. • develop ideas in a logical sequence. • establish and maintain a style and tone. • apply persuasive rhetorical devices and techniques including rhetorical questioning, parallel structuring, metaphor, imagery, figures of speech, alliterative expressions, etc., when appropriate. • recognize and avoid common logical fallacies or false premises. • revise writing to provide depth of information and to adhere to presentation format. • use computer technology as available to edit writing before submitting the final copy.

- 12.7 The student will write, revise, and edit writing.**
- a) Edit, proofread, and prepare writing for intended audience and purpose.**
 - b) Apply grammatical conventions to edit writing for correct use of language, spelling, punctuation, and capitalization.**
 - c) Use a style manual, such as that of the Modern Language Association (MLA) or the American Psychological Association (APA), to apply rules for punctuation and formatting of direct quotations.**

UNDERSTANDING THE STANDARD (Teacher Notes)	ESSENTIAL UNDERSTANDINGS	ESSENTIAL KNOWLEDGE, SKILLS, AND PROCESSES
<ul style="list-style-type: none"> • Students will understand and apply mechanics, usage, and grammar conventions to prepare writing for intended audiences. • Students will understand that usage is a matter of convention, can change over time, and is sometimes contested. • Students will use a style manual, such as MLA or APA, to apply punctuation rules and the formatting of quotations in documented papers. 	<p>All students should</p> <ul style="list-style-type: none"> • use grammatical conventions to adjust sentence and paragraph structures for a variety of purposes and audiences. • observe hyphenation rules. • understand the difference between revising and editing. 	<p>To be successful with this standard, students are expected to</p> <ul style="list-style-type: none"> • assess and strengthen the quality of writing through revision. • use a variety of strategies (e.g., reading the draft aloud; peer feedback; using a rubric; reading the draft from the perspective of the intended audience) to evaluate whether the draft is effectively supported and adequately developed. • edit both one’s own and others’ work for grammar, style and tone appropriate to audience, purpose and context. • apply MLA or APA style for punctuation conventions and formatting direct quotations, particularly for in-text citation in documented papers.

At the twelfth-grade level, students will produce well-documented research papers, using a standard method of documentation, such as MLA or APA. Students will critically evaluate the accuracy, quality, and validity of all information and follow ethical and legal guidelines for using and gathering information.

- 12.8** The student will write documented research papers.
- a) Use technology as a tool to research, organize, evaluate, and communicate information.
 - b) Frame, analyze, and synthesize information to solve problems, answer questions, and generate new knowledge.
 - c) Critically evaluate the accuracy, quality, and validity of the information.
 - d) Synthesize information to support the thesis and present information in a logical manner.
 - e) Cite sources for both quoted and paraphrased ideas using a standard method of documentation, such as that of the Modern Language Association (MLA) or the American Psychological Association (APA).
 - f) Revise writing for clarity, depth of information, and technique of presentation.
 - g) Edit writing for language, spelling, punctuation, capitalization, syntax, and paragraphing as appropriate for standard English.
 - h) Define the meaning and consequences of plagiarism and follow ethical and legal guidelines for gathering and using information.

UNDERSTANDING THE STANDARD (Teacher Notes)	ESSENTIAL UNDERSTANDINGS	ESSENTIAL KNOWLEDGE, SKILLS, AND PROCESSES
<ul style="list-style-type: none"> • Students will research topics and develop documented papers that support a thesis. A documented paper is the result of following a process leading to discovery of information that is then synthesized to support a focus on a particular topic through content, style, structure, and presentation. • Students will recognize consequences of plagiarism according to the guidelines established by school divisions or post-secondary schools. 	<p>All students should</p> <ul style="list-style-type: none"> • understand how to gather information and analyze it to organize and begin the writing process. • understand the ethical issues and responsibility of documentation in research writings. 	<p>To be successful with this standard, students are expected to</p> <ul style="list-style-type: none"> • identify and narrow a topic for research through a variety of strategies, such as mapping, listing, brainstorming, webbing, and using an Internet search engine. • utilize technology to conduct research, organize information, and develop writing. • collect, evaluate, analyze and synthesize relevant information, using a variety of primary and secondary print and electronic sources. • evaluate collected information from print and electronic sources by: <ul style="list-style-type: none"> ◦ determining its validity, accuracy, credibility, reliability, consistency, strengths and limitations; and ◦ formulating a reason/focus to represent findings. • record and organize information into a draft by: <ul style="list-style-type: none"> ◦ prioritizing and synthesizing information; ◦ summarizing and/or paraphrasing information; and ◦ selecting direct quotations. • cite print or electronic sources of information to avoid plagiarism when paraphrasing, summarizing, quoting, or inserting graphics, using MLA or APA style. • edit writing for correct use of language, capitalization, punctuation, and

- 12.8** The student will write documented research papers.
- a) Use technology as a tool to research, organize, evaluate, and communicate information.
 - b) Frame, analyze, and synthesize information to solve problems, answer questions, and generate new knowledge.
 - c) Critically evaluate the accuracy, quality, and validity of the information.
 - d) Synthesize information to support the thesis and present information in a logical manner.
 - e) Cite sources for both quoted and paraphrased ideas using a standard method of documentation, such as that of the Modern Language Association (MLA) or the American Psychological Association (APA).
 - f) Revise writing for clarity, depth of information, and technique of presentation.
 - g) Edit writing for language, spelling, punctuation, capitalization, syntax, and paragraphing as appropriate for standard English.
 - h) Define the meaning and consequences of plagiarism and follow ethical and legal guidelines for gathering and using information.

UNDERSTANDING THE STANDARD (Teacher Notes)	ESSENTIAL UNDERSTANDINGS	ESSENTIAL KNOWLEDGE, SKILLS, AND PROCESSES
		spelling. <ul style="list-style-type: none"> • demonstrate a sophisticated understanding of the ethics of writing by: <ul style="list-style-type: none"> ◦ understanding that <i>plagiarism</i> is the act of presenting someone else's ideas as one's own; ◦ recognizing that one must correctly cite sources to give credit to the author of an original work; ◦ recognizing that sources of information must be cited even when the information has been paraphrased; and ◦ using quotation marks when someone else's exact words are quoted.