



VIRGINIA BOARD OF EDUCATION

AGENDA ITEM

Agenda Item: N

Date: November 17, 2022

Title: Discussion of Considerations to Revise Cut Scores on Grades 3-8 Math and Reading Standards of Learning Tests

Presenter: Jillian Balow, Superintendent of Public Instruction

Shelley Loving-Ryder, Assistant Superintendent of Assessment, Accountability and ESEA Programs

Dr. Sarah Susbury, Director of Student Assessment

Email: superintendent@doe.virginia.gov

Phone: 804-225-2057

Purpose of Presentation:

Other initiative or requirement. Specify below:
Initiative to Raise Expectations for Students

Executive Summary:

Following the release of the 2022 National Assessment of Educational Progress (NAEP) for Virginia on October 24, 2022, Governor Youngkin asked the Virginia Board of Education (Board) to raise achievement expectations and “cut” scores for the grades 3-8 reading and math Standards of Learning (SOL) tests. This was one of seven action items to address the ongoing downward trajectory in test scores (SOL and NAEP), exacerbated by school closures in 2020-2021.

The work to establish new accountability and accreditation systems will include contemplation by the Board about learning proficiency and high expectations for students. Raising our cut scores to what we believe is the content and skill mastery needed to be on track for readiness for college and career is foundational.

The following information is provided to prompt discussion among board members. Assistant Superintendent Loving-Ryder and her team will be able to answer questions about the history, purpose, and challenges of setting cut scores.

Action Requested:

Other. Specify below:

This item will be an on-going conversation for the Board in the coming months.

Superintendent's Recommendation

The State Superintendent recommends that the Board engage in a discussion about raising cut scores and formally commit to raising cut scores. Further, the State Superintendent recommends that the Board formally direct the VDOE to develop a plan and timeline for raising cut scores.

Previous Review or Action:

No previous review or action.

Summary & Background Information on Proposed Cut Scores for Grades 3-8 Mathematics Tests Based on the 2016 Standards of Learning Presented to the Virginia Board of Education in March 2019

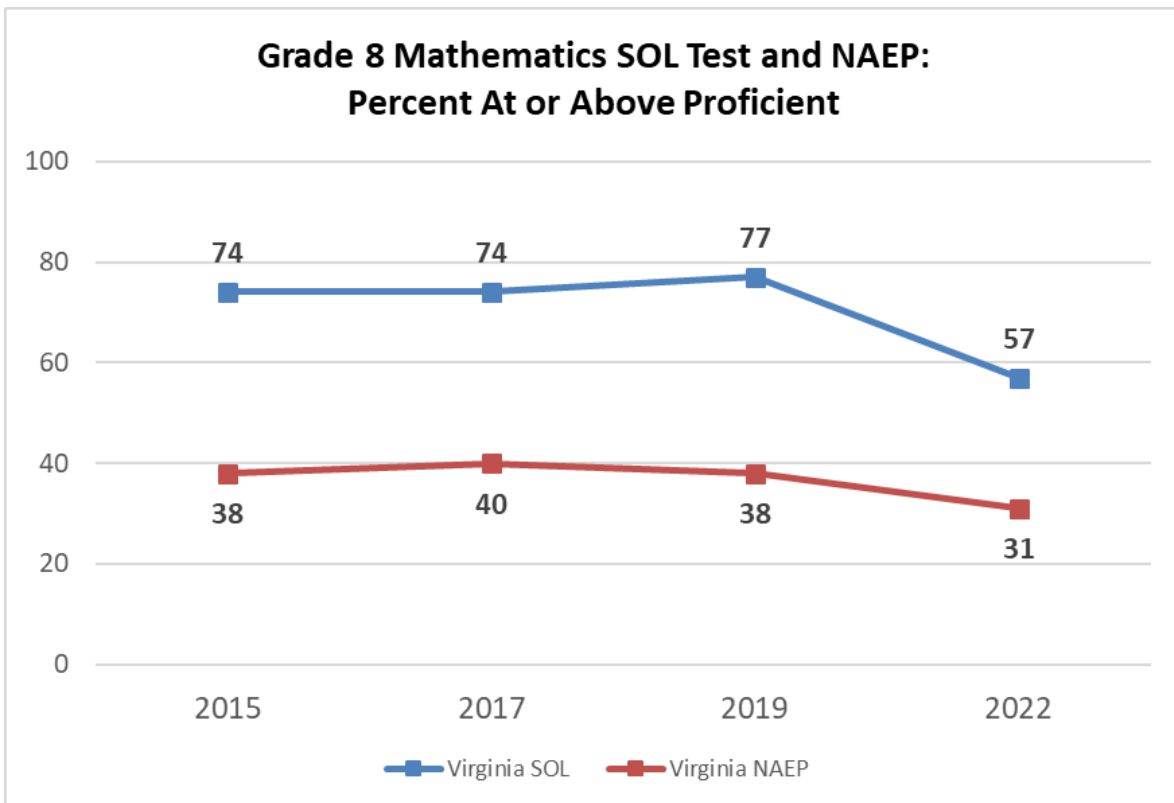
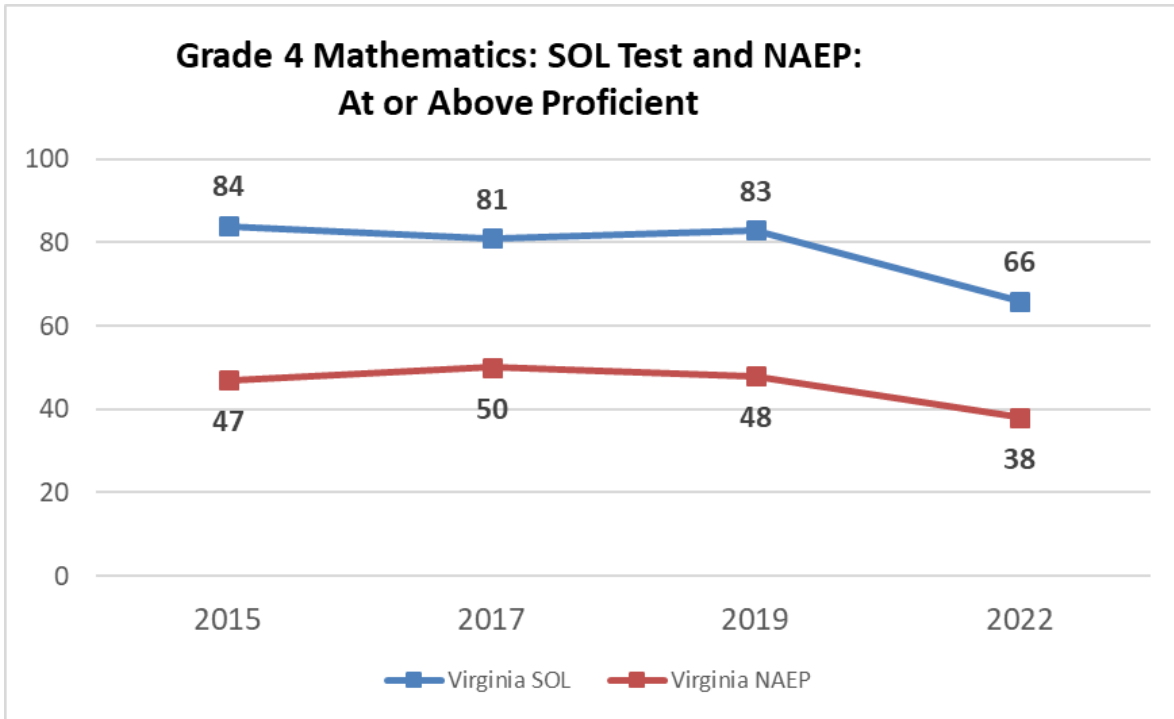
Test Name	Pass/Proficient					Pass/Advanced				
	Background Information		Standard Setting Summary			Background Information		Standard Setting Summary		
	Pass/Proficient Cut Score for Previous Mathematics Test*	Pass/Proficient Cut Score for New Test to Maintain Previous Level of Rigor	Standard Setting Committee Recommendation	Articulation Committee Rec.	Supt.'s Rec.	Pass/Advanced Cut Score for Previous Mathematics Test*	Pass/Advanced Cut Score for New Test to Maintain Previous Level of Rigor	Standard Setting Committee Recommendation	Articulation Committee Rec.	Supt.'s Rec.
Grade 3	26 out of 40	26 out of 40	20 out of 40	20 out of 40	<i>23 out of 40</i>	36 out of 40	36 out of 40	35 out of 40	<i>36 out of 40</i>	<i>36 out of 40</i>
Grade 4	31 out of 50	29 out of 50	20 out of 50	25 out of 50	<i>27 out of 50</i>	45 out of 50	44 out of 50	<i>45 out of 50</i>	<i>45 out of 50</i>	<i>45 out of 50</i>
Grade 5	31 out of 50	28 out of 50	21 out of 50	25 out of 50	<i>26 out of 50</i>	45 out of 50	43 out of 50	<i>44 out of 50</i>	<i>44 out of 50</i>	<i>44 out of 50</i>
Grade 6	28 out of 50	26 out of 50	28 out of 50	<i>26 out of 50</i>	<i>26 out of 50</i>	45 out of 50	45 out of 50	<i>45 out of 50</i>	<i>45 out of 50</i>	<i>45 out of 50</i>
Grade 7	31 out of 50	29 out of 50	24 out of 50	25 out of 50	<i>26 out of 50</i>	45 out of 50	45 out of 50	42 out of 50	<i>44 out of 50</i>	<i>44 out of 50</i>
Grade 8	31 out of 50	28 out of 50	30 out of 50	26 out of 50	<i>27 out of 50</i>	46 out of 50	46 out of 50	46 out of 50	<i>45 out of 50</i>	<i>45 out of 50</i>

Cut scores in bold and italics represent the cut scores adopted by the Board in March 2019.

**Statewide Pass Rates for
Grades 3-8 Standards of Learning Mathematics Tests**

Mathematics	2020-2021	2021-2022
Grade 3	54	67
Grade 4	56	66
Grade 5	51	64
Grade 6	45	57
Grade 7	45	55
Grade 8	43	57

**Standards of Learning Tests and NAEP Results in Mathematics:
At or Above Proficient**



Summary & Background Information on Proposed Cut Scores for Grades 3-8 Reading Tests Based on the 2017 Standards of Learning: Presented to the Board in January 2020 and November 2020

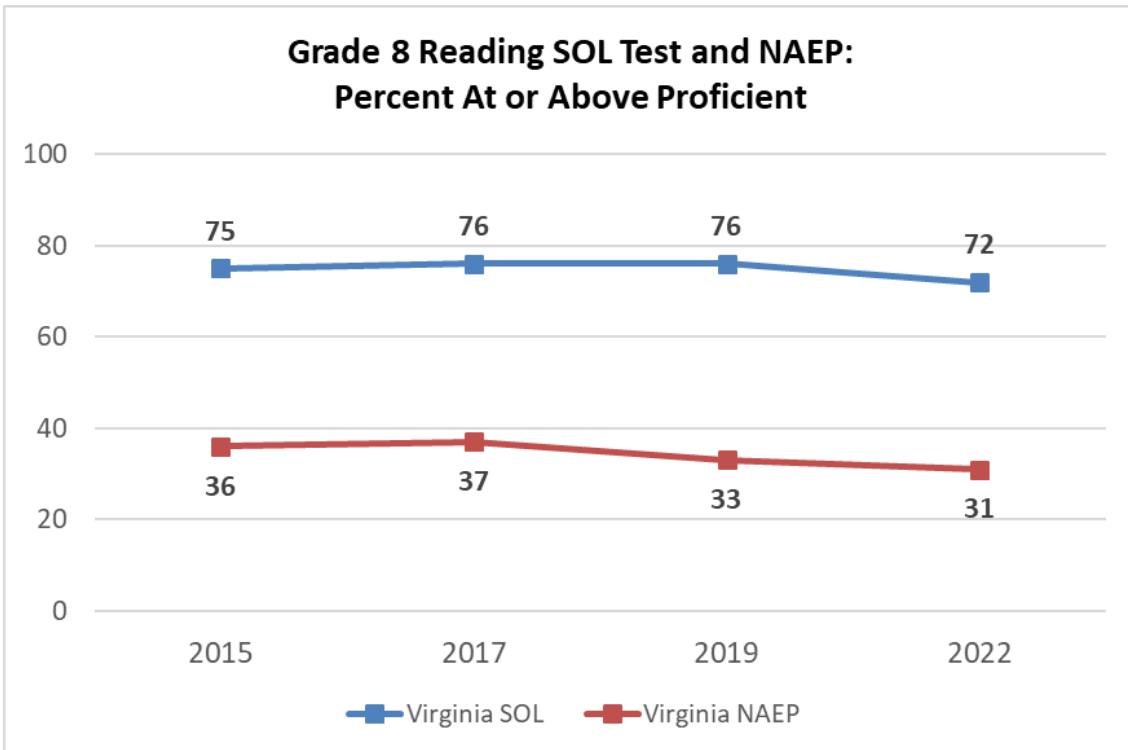
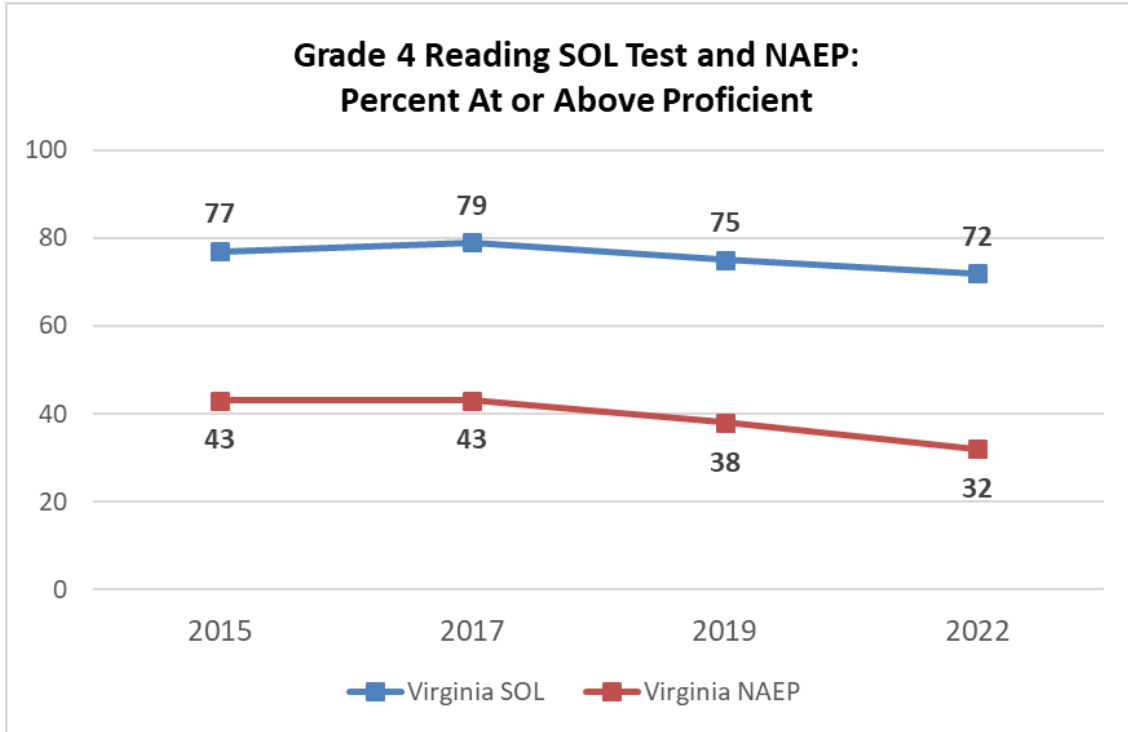
Test Name	Pass/Proficient					Pass/Advanced				
	Background Information		Standard Setting Summary			Background Information		Standard Setting Summary		
	Pass/Proficient Cut Score for Previous Reading Test*	Pass/Proficient Cut Score for New Test to Maintain Previous Level of Rigor	Standard Setting Committee Recommendation for Proficient	Articulation Committee Rec.	Supt.'s Rec. at November 2020 Meeting	Pass/Advanced Cut Score for Previous Reading Test*	Pass/Advanced Cut Score for New Test to Maintain Previous Level of Rigor	Standard Setting Committee Recommendation for Advanced	Articulation Committee Rec.	Supt.'s Rec. at November 2020 Meeting
Grade 3	25 out of 40	25 out of 40	16 out of 40	<i>21 out of 40</i>	22 out of 40	35 out of 40	35 out of 40	33 out of 40	<i>35 out of 40</i>	<i>35 out of 40</i>
Grade 4	25 out of 40	26 out of 40	<i>22 out of 40</i>	<i>22 out of 40</i>	23 out of 40	35 out of 40	36 out of 40	34 out of 40	<i>35 out of 40</i>	<i>35 out of 40</i>
Grade 5	25 out of 40	25 out of 40	22 out of 40	<i>23 out of 40</i>	24 out of 40	35 out of 40	35 out of 40	34 out of 40	<i>36 out of 40</i>	<i>36 out of 40</i>
Grade 6	28 out of 45	27 out of 45	27 out of 45	<i>25 out of 45</i>	26 out of 45	40 out of 45	40 out of 45	<i>39 out of 45</i>	<i>39 out of 45</i>	<i>39 out of 45</i>
Grade 7	28 out of 45	27 out of 45	26 out of 45	<i>25 out of 45</i>	26 out of 45	40 out of 45	40 out of 45	<i>39 out of 45</i>	<i>39 out of 45</i>	<i>39 out of 45</i>
Grade 8	28 out of 45	28 out of 45	<i>25 out of 45</i>	<i>25 out of 45</i>	26 out of 45	40 out of 45	41 out of 45	<i>39 out of 45</i>	<i>39 out of 45</i>	<i>39 out of 45</i>

Cut scores in bold and italics represent the cut scores adopted by the Board in November 2020.

**Statewide Pass Rates for
Grades 3-8 Standards of Learning Reading Tests**

Reading	2020-2021	2021-2022
Grade 3	61	68
Grade 4	68	72
Grade 5	66	72
Grade 6	69	70
Grade 7	71	72
Grade 8	69	72

**Standards of Learning Tests and NAEP Results in Reading:
Percent At or Above Proficient**



Timetable for Further Review/Action:

It is anticipated that this conversation with the Board about raising expectations for students will continue for the coming months.

Impact on Fiscal and Human Resources:

Costs associated with raising expectations for students will be covered by existing funds.