

VIRGINIA STANDARDS OF LEARNING

Released Test

GRADE 3
MATHEMATICS

2009 Mathematics Standards of Learning

Released Spring 2014

Property of the Virginia Department of Education

Copyright ©2014 by the Commonwealth of Virginia, Department of Education, P.O. Box 2120, Richmond, Virginia 23218-2120. All rights reserved. Except as permitted by law, this material may not be reproduced or used in any form or by any means, electronic or mechanical, including photocopying or recording, or by any information storage or retrieval system, without written permission from the copyright owner. Commonwealth of Virginia public school educators may reproduce any portion of these released tests for non-commercial educational purposes without requesting permission. All others should direct their written requests to the Virginia Department of Education, Division of Student Assessment and School Improvement, at the above address or by e-mail to Student_Assessment@doe.virginia.gov.

There is a section break at the midpoint of the Grade 3 Mathematics test.

SAMPLE A

Carlos made this tally chart to record the chores done by 12 of the students in his class.

Chores Done by Students

Chore	Number of Students
Washing Dishes	
Walking Dog	
Emptying Trash	
Cleaning Room	

Which chore was done by 5 students?

- A** Washing Dishes
- B** Walking Dog
- C** Emptying Trash
- D** Cleaning Room

Directions: Type your answer in the box.

SAMPLE B

$2 \times 5 = \underline{\quad ? \quad}$

Which number sentence will $9 + 6 = 15$ help solve?

A $15 - 9 = \underline{\quad}$

B $15 \times 9 = \underline{\quad}$

C $15 \div 9 = \underline{\quad}$

D $15 + 9 = \underline{\quad}$

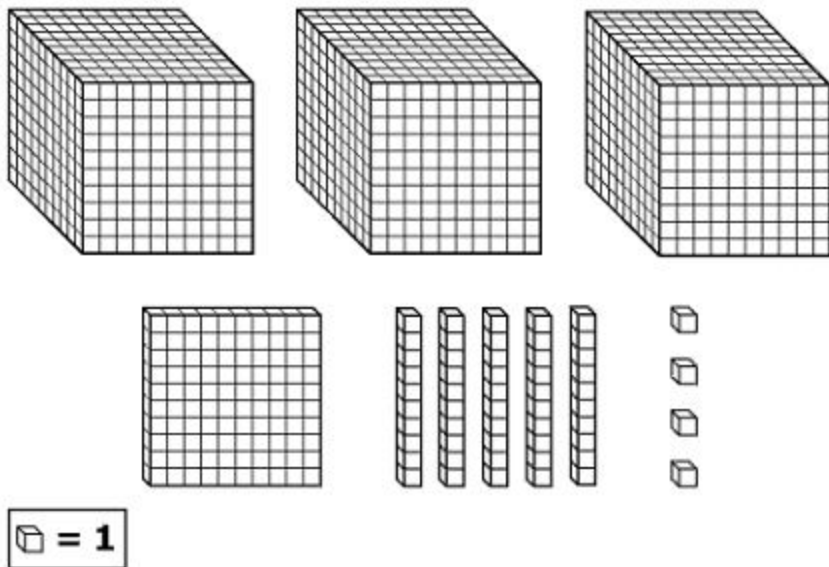
Two sets of circles are shown.



Which of the following correctly compares the fraction of circles shaded in Set S to the fraction of circles shaded in Set T ?

- A $\frac{3}{11} > \frac{7}{11}$
- B $\frac{8}{11} < \frac{7}{11}$
- C $\frac{3}{11} > \frac{4}{11}$
- D $\frac{3}{11} < \frac{4}{11}$

The place value model shown represents a number.



What number is represented by this place value model?

- A 354
- B 454
- C 3,154
- D 4,054

Directions: Click and drag a number to each correct box in the table.

Round 5,647 to the places shown.

- Nearest thousand
- Nearest hundred
- Nearest ten

5,647

Rounded to the Nearest Thousand	Rounded to the Nearest Hundred	Rounded to the Nearest Ten

5,000	5,640
5,600	6,000
5,650	5,700

Two packages of eggs are shown.



Which statement correctly compares the fraction of the number of eggs in Package P to the fraction of the number of eggs in Package Q ?

A $\frac{4}{12} < \frac{3}{12}$

C $\frac{8}{12} > \frac{9}{12}$

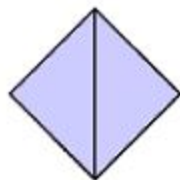
B $\frac{4}{12} > \frac{9}{12}$

D $\frac{8}{12} < \frac{9}{12}$

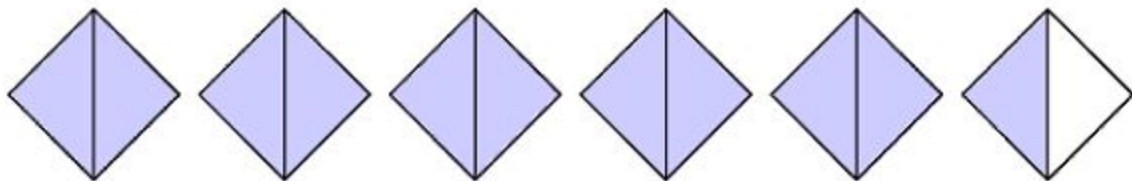
Which shows the number 78,025 written in word form?

- A** Seven hundred eight thousand, two hundred fifty
- B** Seven hundred eight thousand, twenty-five
- C** Seventy-eight thousand, two hundred fifty
- D** Seventy-eight thousand, twenty-five

This model is shaded to represent one whole.



Look at the following model.



What number do the shaded parts in this model represent?

- A $\frac{1}{12}$
- B $\frac{11}{12}$
- C $5\frac{1}{2}$
- D $10\frac{1}{2}$

Which number sentence can be completed using the basic fact sentence $3 \times 2 = 6$?

A $12 \div 6 = \underline{\quad}$

B $6 \div 3 = \underline{\quad}$

C $6 \times 3 = \underline{\quad}$

D $3 + 2 = \underline{\quad}$

Directions: Click and drag each selected symbol to a box.

Select the symbol that will make each number sentence true.

$78 \square 78$

$2,288 \square 2,199$



In which group are exactly $\frac{3}{8}$ of the shapes circles?

- A** ○ ○ ○ ○ ○ ○ ○ ○ △ △ △
- B** ○ ○ ○ △ △ △ △ △ △ △ △ △
- C** ○ ○ ○ ○ ○ △ △ △
- D** ○ ○ ○ △ △ △ △ △

What number goes in the box to make this number sentence true?

$$63 \div \square = 9$$

- A 6
- B 7
- C 8
- D 9

This model is shaded to represent one whole.



These two models are each shaded to represent a fraction.

Model 1




Model 2



What is the sum of these two fractions?

- A** $\frac{1}{14}$
- B** $\frac{1}{7}$
- C** $\frac{5}{14}$
- D** $\frac{5}{7}$

Which number sentence best represents this set of flowers?

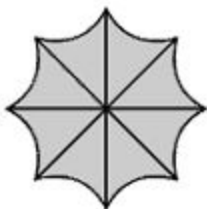


- A $32 \div 4 = \underline{\quad ? \quad}$
- B $32 - 8 = \underline{\quad ? \quad}$
- C $8 + 4 = \underline{\quad ? \quad}$
- D $8 + 8 = \underline{\quad ? \quad}$

Kiku had a total of 35 plants at her store on Tuesday morning. During the day, she sold 26 of these plants and then received 136 new plants. At the end of the day, exactly how many plants did Kiku have?


- A** 9
- B** 61
- C** 145
- D** 197

This model is shaded to represent one whole.

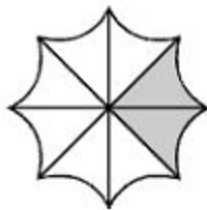


These two models are each shaded to represent a fraction.

Model 1



Model 2



What is the difference between these two fractions?

A $\frac{2}{8}$

C $\frac{10}{16}$

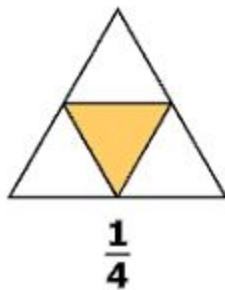
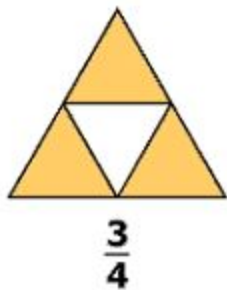
B $\frac{6}{16}$

D $\frac{6}{8}$

Directions: Type your answer in the box.

A store has 57 packages of gum with 5 pieces of gum in each package. What is the total number of pieces of gum in these packages?

What is $\frac{3}{4} + \frac{1}{4}$?

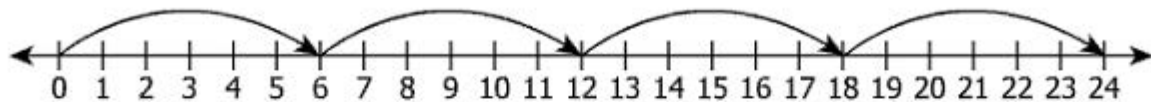


- A** $1\frac{1}{4}$
- B** 1
- C** $\frac{4}{8}$
- D** $\frac{2}{8}$

$$3,000 - 285 = \underline{\quad ? \quad}$$

- A 2,285
- B 2,715
- C 2,815
- D 3,285

Which of these is best represented by this number line?



- A $24 + 4$
- B $24 - 4$
- C $6 + 4$
- D 4×6

Directions: Click on a box to choose each multiplication fact you want to select. You must select all correct multiplication facts.

Select each multiplication fact that equals 48.


4×8	6×9	12×4
7×6	8×6	5×8

The first section of the test ends here.

Alex worked for 5 hours raking leaves. How many minutes are equivalent to 5 hours?

- A** 500 minutes
- B** 300 minutes
- C** 150 minutes
- D** 120 minutes

Harry drew a picture with the figures shown.



Which best describes the figures in this picture?

- A Cubes
- B Squares
- C Rectangles
- D Rectangular prisms

Which is the most reasonable length of a bed?

- A** 6 feet
- B** 6 inches
- C** 6 meters
- D** 6 centimeters

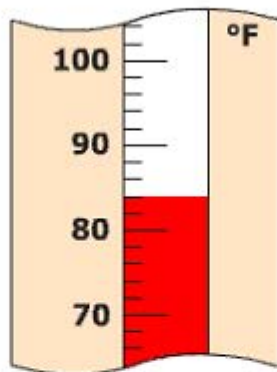
Which is closest to the time shown on this clock?



- A 4:45
- B 5:45
- C 9:05
- D 9:25

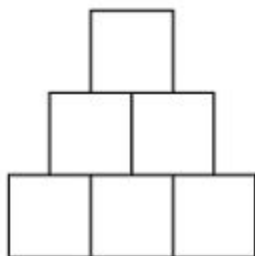
Directions: Type your answer in the box.

What is the temperature on this thermometer?

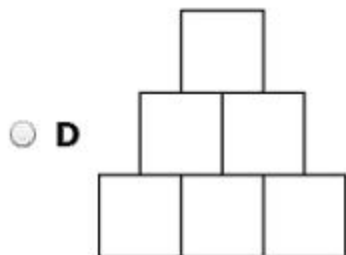
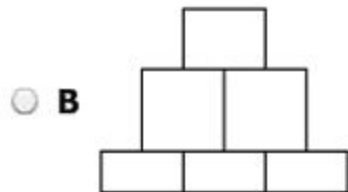
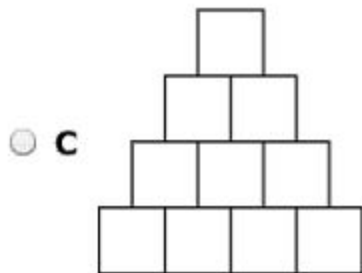
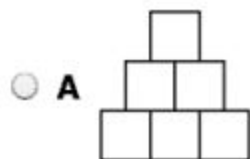


°F

Jack built a tower of blocks as shown.



Which tower of blocks appears to be congruent to Jack's tower of blocks?



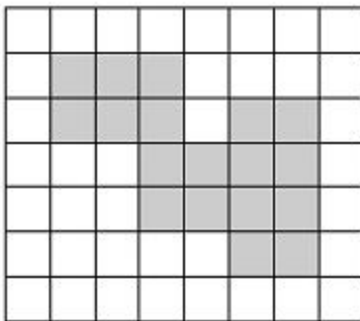
Franklin began selling lumber in the morning at the time shown on the clock.




He finished selling lumber three hours later. At what time did Franklin finish selling lumber?

- A 8:45 A.M.
- B 9:45 A.M.
- C 10:45 A.M.
- D 11:45 A.M.

What is the perimeter of the shaded figure on this grid?



Key:  = 1 unit

- A 18 units
- B 19 units
- C 22 units
- D 24 units

Christina has the money shown.

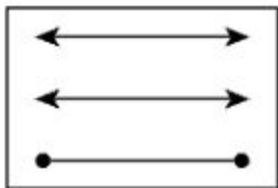


Exactly how much money does Christina have?

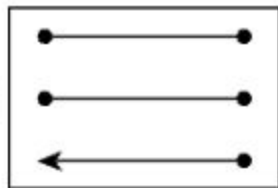
- A \$3.50
- B \$3.60
- C \$3.85
- D \$4.05

Alfred drew two rays and a line segment in his geometry notebook. Which of these could be the picture Alfred drew?

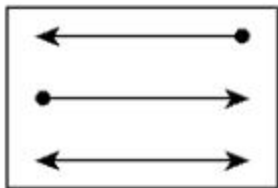
A



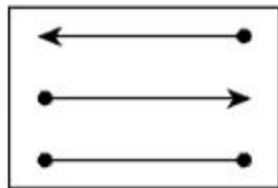
C



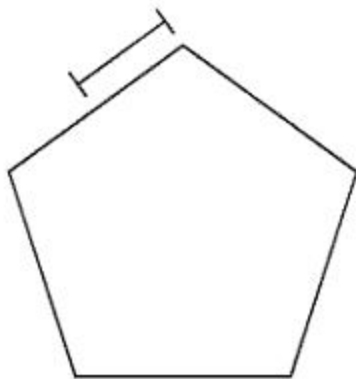
B




D



Each side of this figure is the same length.





Key:  = 1 foot

Which measurement is closest to the perimeter of this figure?



























- A 5 feet
- B 8 feet
- C 10 feet
- D 12 feet

This chart shows the type of toy and color choices for a reward in a teacher's basket.

Reward Choices

Type of Toy	Color
	Blue Gold Pink Red
	

Which shows all the possible outcomes for a reward using one type of toy and one color?

- A**    
- B**      
- C**        
- D**        

This pattern repeats after the first four circles. Joanne removed two circles from this repeating pattern.



Which ordered set of circles did she remove?



Tia surveyed 14 students. She asked each student to choose one favorite food from four choices. Which chart could show the data from Tia's survey?

Favorite Foods

A

Food	Number of Students
Pizza	6
Spaghetti	2
Hamburger	5
Salad	3

Favorite Foods

C

Food	Number of Students
Pizza	8
Spaghetti	4
Hamburger	6

Favorite Foods

B

Food	Number of Students
Pizza	5
Spaghetti	4
Hamburger	3
Salad	2

Favorite Foods

D

Food	Number of Students
Pizza	6
Spaghetti	2
Hamburger	2

This table shows the number of minutes it takes Kendal to run laps around a track.

Laps Around a Track





Total Number of Laps	Number of Minutes
2	6
4	12
6	18
8	24


If the pattern in the table continues in the same way, which of the following should be used to determine how many minutes it takes Kendal to run 10 laps?

- A 10×3
- B $10 + 6$
- C $10 + 24$
- D 10×6

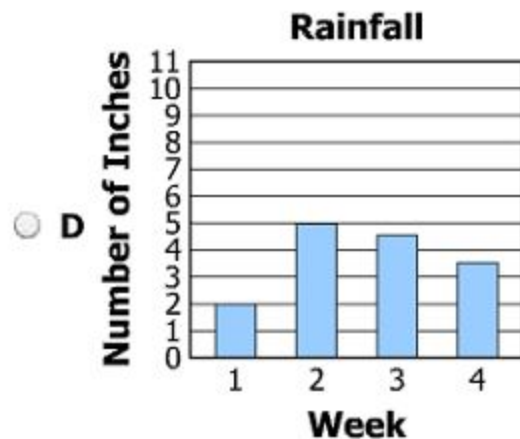
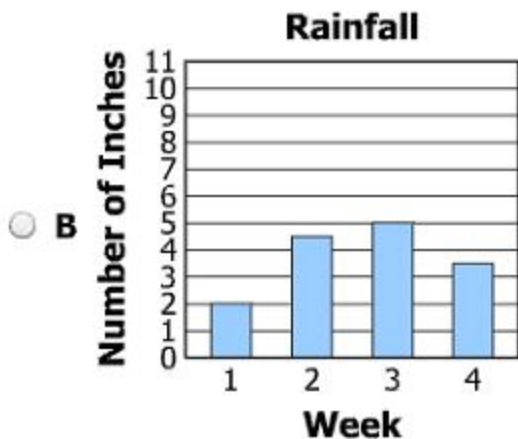
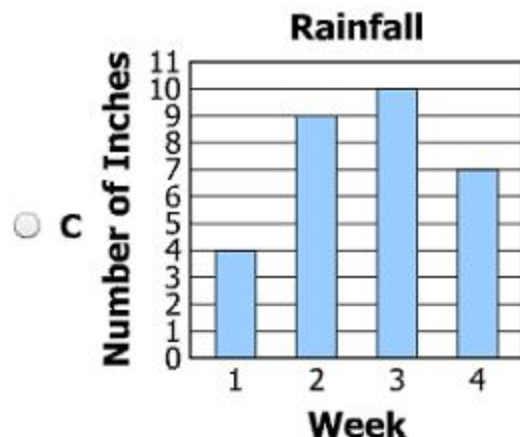
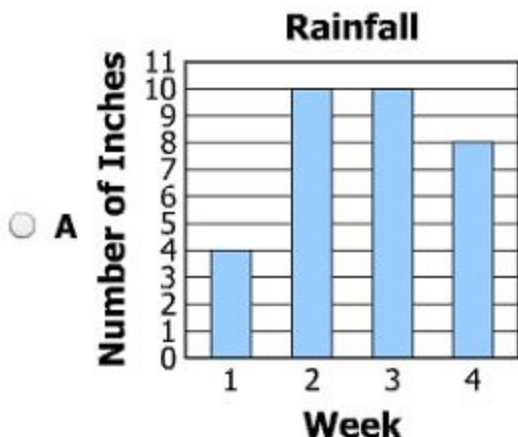
Stephanie recorded the number of inches of rainfall in her city during 4 weeks. The graph below shows the results.

Rainfall

Week	Number of Inches
1	
2	
3	
4	

Key:  = 2 inches

Which bar graph shows the same information?



Which number sentence shows the use of the identity property of multiplication?

A $5 \times 3 = 3 \times 5$

B $5 + 0 = 5$

C $4 + 1 = 5$

D $1 \times 5 = 5$

Look at this pattern.

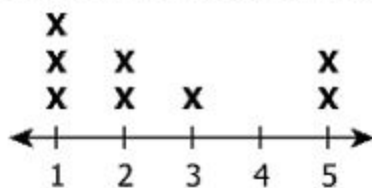
1, 3, 9, 27, 81

Which describes the rule used in this pattern?

- A** Divide by 9
- B** Multiply by 3
- C** Subtract 2
- D** Add 2

This line plot shows the number of points scored by students on a team.

Number of Team Points



Each **X** represents 1 student.

What was the total number of points scored by the students?

- A 20
- B 19
- C 10
- D 8

Directions: Click and drag 8 cards to the bag. You may use each card more than one time.

Debi will pick a card from the bag without looking. Place 8 cards in the bag to show the likelihood of Debi picking a card with a star is equally likely as picking a card with a heart.



**Same-sized
Cards**



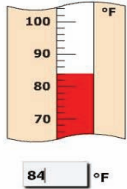
**Grade 3 Mathematics
Released Test Spring 2014
Answer Key**

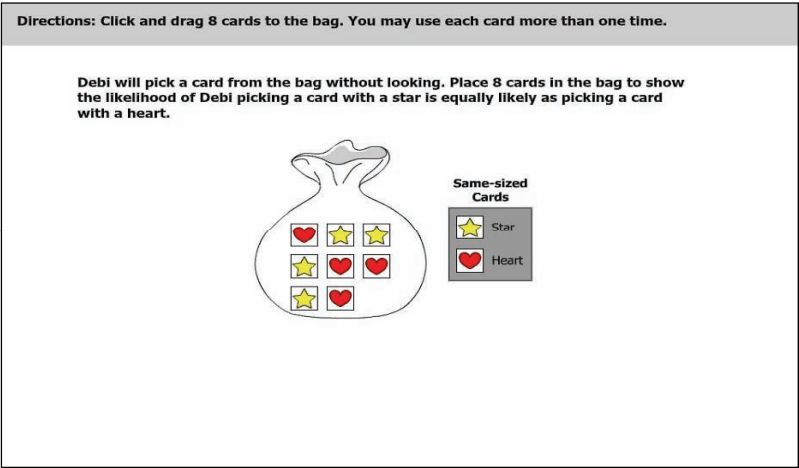
Test Sequence Number	Item Type: Multiple Choice (MC) or Technology-Enhanced Item (TEI)	Correct Answer	Reporting Category	Reporting Category Description										
1	MC	A	001	Number and Number Sense										
2	MC	D	001	Number and Number Sense										
3	MC	C	001	Number and Number Sense										
4	TEI	<p>Answers must be placed in the correct order from left to right: 6,000; 5,600; 5,650</p> <div style="border: 1px solid gray; padding: 10px;"> <p>Directions: Click and drag a number to each correct box in the table.</p> <p>Round 5,647 to the places shown.</p> <ul style="list-style-type: none"> • Nearest thousand • Nearest hundred • Nearest ten <p style="text-align: center;">5,647</p> <table border="1" style="margin-bottom: 10px;"> <thead> <tr> <th>Rounded to the Nearest Thousand</th> <th>Rounded to the Nearest Hundred</th> <th>Rounded to the Nearest Ten</th> </tr> </thead> <tbody> <tr> <td style="text-align: center;">6,000</td> <td style="text-align: center;">5,600</td> <td style="text-align: center;">5,650</td> </tr> </tbody> </table> <div style="border: 1px solid gray; padding: 5px; display: inline-block;"> <table style="border-collapse: collapse;"> <tr> <td style="border: 1px solid gray; padding: 2px 10px; text-align: center;">5,000</td> <td style="border: 1px solid gray; padding: 2px 10px; text-align: center;">5,640</td> </tr> <tr> <td style="border: 1px solid gray; padding: 2px 10px; text-align: center;">5,700</td> <td style="border: 1px solid gray; padding: 2px 10px;"></td> </tr> </table> </div> </div>	Rounded to the Nearest Thousand	Rounded to the Nearest Hundred	Rounded to the Nearest Ten	6,000	5,600	5,650	5,000	5,640	5,700		001	Number and Number Sense
Rounded to the Nearest Thousand	Rounded to the Nearest Hundred	Rounded to the Nearest Ten												
6,000	5,600	5,650												
5,000	5,640													
5,700														
5	MC	D	001	Number and Number Sense										
6	MC	D	001	Number and Number Sense										
7	MC	C	001	Number and Number Sense										
8	MC	B	001	Number and Number Sense										

Test Sequence Number	Item Type: Multiple Choice (MC) or Technology-Enhanced Item (TEI)	Correct Answer	Reporting Category	Reporting Category Description
9	TEI	<p>Answers must be placed in the correct order from left to right: equal sign (=), greater than symbol (>)</p> <div style="border: 1px solid black; padding: 10px; margin: 10px 0;"> <p>Directions: Click and drag each selected symbol to a box.</p> <p>Select the symbol that will make each number sentence true.</p> <div style="display: flex; justify-content: center; gap: 20px; margin: 10px 0;"> <div style="border: 1px solid gray; padding: 5px;">78 = 78</div> <div style="border: 1px solid gray; padding: 5px;">2,288 > 2,199</div> </div> <div style="margin: 10px auto; text-align: center;"> <div style="border: 1px solid gray; padding: 5px; display: inline-block; margin: 0 5px;">></div> <div style="border: 1px solid gray; padding: 5px; display: inline-block; margin: 0 5px;">=</div> <div style="border: 1px solid gray; padding: 5px; display: inline-block; margin: 0 5px;"><</div> </div> </div>	001	Number and Number Sense
10	MC	D	001	Number and Number Sense
11	MC	B	002	Computation and Estimation
12	MC	D	002	Computation and Estimation
13	MC	A	002	Computation and Estimation
14	MC	C	002	Computation and Estimation
15	MC	A	002	Computation and Estimation

Test Sequence Number	Item Type: Multiple Choice (MC) or Technology-Enhanced Item (TEI)	Correct Answer	Reporting Category	Reporting Category Description
16	TEI	Typed response: 285 <div style="border: 1px solid black; padding: 10px;"> <p>Directions: Type your answer in the box.</p> <p>A store has 57 packages of gum with 5 pieces of gum in each package. What is the total number of pieces of gum in these packages?</p> <p style="text-align: center;"><input style="width: 50px; border: 1px solid black;" type="text" value="285"/></p> </div>	002	Computation and Estimation
17	MC	B	002	Computation and Estimation
18	MC	B	002	Computation and Estimation
19	MC	D	002	Computation and Estimation

Test Sequence Number	Item Type: Multiple Choice (MC) or Technology-Enhanced Item (TEI)	Correct Answer	Reporting Category	Reporting Category Description						
20	TEI	<p>Answers: 12×4 (located in the first row, third column) and 8×6 (located in the second row, second column) Both answers, and only these answers, must be selected.</p> <div data-bbox="422 456 1220 911" style="border: 1px solid black; padding: 10px;"> <p>Directions: Click on a box to choose each multiplication fact you want to select. You must select all correct multiplication facts.</p> <p>Select each multiplication fact that equals 48.</p> <table border="1" data-bbox="709 574 921 643" style="margin-left: auto; margin-right: auto;"> <tr> <td style="padding: 2px;">4×8</td> <td style="padding: 2px;">6×9</td> <td style="padding: 2px;">12×4</td> </tr> <tr> <td style="padding: 2px;">7×6</td> <td style="padding: 2px;">8×6</td> <td style="padding: 2px;">5×8</td> </tr> </table> </div>	4×8	6×9	12×4	7×6	8×6	5×8	002	Computation and Estimation
4×8	6×9	12×4								
7×6	8×6	5×8								
21	MC	B	003	Measurement and Geometry						
22	MC	C	003	Measurement and Geometry						
23	MC	A	003	Measurement and Geometry						

Test Sequence Number	Item Type: Multiple Choice (MC) or Technology-Enhanced Item (TEI)	Correct Answer	Reporting Category	Reporting Category Description
24	MC	A	003	Measurement and Geometry
25	TEI	Typed Response: 84	003	Measurement and Geometry
<div style="border: 1px solid black; padding: 10px;"> <p>Directions: Type your answer in the box.</p> <p>What is the temperature on this thermometer?</p>  </div>				
26	MC	D	003	Measurement and Geometry
27	MC	C	003	Measurement and Geometry
28	MC	D	003	Measurement and Geometry
29	MC	B	003	Measurement and Geometry
30	MC	D	003	Measurement and Geometry
31	MC	C	003	Measurement and Geometry

Test Sequence Number	Item Type: Multiple Choice (MC) or Technology-Enhanced Item (TEI)	Correct Answer	Reporting Category	Reporting Category Description
32	MC	D	004	Probability, Statistics, Patterns, Functions, and Algebra
33	MC	B	004	Probability, Statistics, Patterns, Functions, and Algebra
34	MC	B	004	Probability, Statistics, Patterns, Functions, and Algebra
35	MC	A	004	Probability, Statistics, Patterns, Functions, and Algebra
36	MC	C	004	Probability, Statistics, Patterns, Functions, and Algebra
37	MC	D	004	Probability, Statistics, Patterns, Functions, and Algebra
38	MC	B	004	Probability, Statistics, Patterns, Functions, and Algebra
39	MC	A	004	Probability, Statistics, Patterns, Functions, and Algebra
40	TEI	<p>There must be exactly 4 cards with a star and exactly 4 cards with a heart in the bag. The order of the cards in the bag does not matter.</p> <div data-bbox="426 673 1220 1138" style="border: 1px solid black; padding: 10px;"> <p>Directions: Click and drag 8 cards to the bag. You may use each card more than one time.</p> <p>Debi will pick a card from the bag without looking. Place 8 cards in the bag to show the likelihood of Debi picking a card with a star is equally likely as picking a card with a heart.</p>  </div>	004	Probability, Statistics, Patterns, Functions, and Algebra

Note: There is a section break at the midpoint of the Grade 3 Mathematics test.

Spring 2014 Released
Grade 3 Mathematics Standards of Learning Test
Total Raw Score to Scaled Score Conversion Table

Total Raw Score If you get this many items correct:	Total Scaled Score Then your converted scaled score is:
0	0
1	134
2	174
3	199
4	217
5	232
6	245
7	256
8	266
9	275
10	284
11	292
12	300
13	307
14	314
15	321
16	328
17	335
18	342
19	348
20	355
21	362
22	368
23	375
24	382
25	389
26	396
27	404
28	412
29	420
30	428
31	437
32	447
33	458
34	470
35	484
36	500
37	519
38	546
39	589
40	600

A **total raw score** (left column) is converted to a **total scaled score** (right column). The total scaled score may range from 0 to 600.

A scaled score of 400 or more means the student passed the SOL test, while a scaled score of 399 or less means the student did not pass the test. A scaled score of 500 or more indicates the student passed the SOL test at an advanced level.

