



## 2016-2017 Annual School Report Financial Section

# Virginia Department of Education

## 2016-2017 Annual School Report Financial Section

**Table of Contents**

**INTRODUCTION AND GENERAL INSTRUCTIONS** ..... 4

    Statutory Basis and Due Date .....4

    General Instructions.....4

    Modified Accrual Basis of Accounting .....5

    ASRFIN Excel Template.....6

    Valid Excel File Extensions .....6

    Navigation and Validation Buttons .....6

    Entering and Editing Data .....7

    ASRFIN Code Structure.....8

**IMPORTANT REMINDERS WORKSHEET** ..... 8

**CONTACT INFORMATION WORKSHEET** ..... 8

**NAVIGATING THE ASRFIN EXCEL TEMPLATE** ..... 9

Shading of **SOQ** Instructional and **SOQ** Support Expenditures .....11

**REVENUE WORKSHEETS** ..... 11

    Revenue Reports.....11

    Pre-loaded Revenues .....13

    State Revenues.....14

    State Retail Sales and Use Tax .....15

    Federal Revenues.....16

    Local Revenues.....17

    Revenue Recapitulation.....19

**EXPENDITURES WORKSHEETS**..... 20

    General Expenditure Instructions .....20

    Expenditure Worksheets Information.....23

**RECAPITULATION WORKSHEET** ..... 34

    End-of-Year Balances.....34

    Balance Sheet .....35

**FULL-TIME EQUIVALENT (FTE) POSITIONS WORKSHEETS** ..... 36

    Average Salary Calculation.....37

    Average Salary Edit Check Override .....37

    Federal FTE Positions .....38

    Instructional FTE Position Calculations.....38

    Other FTE Position Calculations.....39

    FTE Calculator .....40

    Exception to FTE Reporting Requirement .....43

**FTE ANALYSIS** ..... 43

**SUPPLEMENTAL SCHEDULES**..... 44

Schedules A & B: Special Education and Related Services.....44  
Schedule C: School Nurses.....47  
Schedule D: Health Care Costs .....49  
Schedules E and E.2: Required Local Effort and Required Local Match .....49  
Schedule F: Regional Programs .....53  
Schedule G: Capital Outlay .....55  
Schedule H: Textbook Revenues and Expenditures.....58  
Schedule I: FY 2017 Salary Survey .....59  
Schedule J: Breakout of Technology Salary Expenditures and FTEs .....61  
Schedule K: Table 15 and Elementary and Secondary Education Act (ESEA) Maintenance of Effort.....64  
Schedule M: Instructional Percent Calculation .....65  
Schedule N: Terminal Leave Payouts .....66  
Schedule O: Additional Information for Indirect Cost Restricted and Unrestricted Rate Calculations .....67  
**REGIONAL PROGRAMS’ ASRFIN**..... 70  
    Statutory Basis and Due Date (*Regional Programs*).....70  
    Coordinating Responsibility for Preparing the ASRFIN (*Regional Programs*).....71  
    Revenues (*Regional Programs*).....71  
    Expenditures (*Regional Programs*).....71  
    Full-Time Equivalent Positions (*Regional Programs*).....73  
    Supplemental Schedules A through H (*Regional Programs*).....73  
**COMPLETION PROCESS** ..... 74  
    Error Check.....74  
    ASRFIN Excel Template Submission .....74  
    User Account Required for SSWS .....75  
    ASRFIN Excel Template Submission and Superintendent’s Verification Report .....78  
    Superintendent’s Verification Report Submission .....79  
**TROUBLESHOOTING THE ASRFIN EXCEL TEMPLATE** ..... 80  
**TROUBLESHOOTING THE SUBMISSION PROCESS THROUGH SSWS**..... 81  
**CONTACT AND REFERENCE INFORMATION** ..... 82  
    Virginia Department of Education .....82  
    Federal Information .....82

**Figures - Table of Contents**

Figure 1. Section 22.1-81, Code of Virginia..... 4  
Figure 2. Hyperlink “Button” ..... 6  
Figure 3. Protected Cell Error Message ..... 7  
Figure 4. Invalid Format Error Message..... 7  
Figure 5. “Important Reminders” Worksheet ..... 8  
Figure 6. “Contact Information” Worksheet..... 9  
Figure 7. Navigation Menu ..... 10  
Figure 8. Example End-of-Year Basic Aid Adjustments Web Report ..... 13  
Figure 9. View/Edit Change Explanations..... 14  
Figure 10. Section 22.1-100, Code of Virginia..... 20  
Figure 11. Balance Sheet and Expenditure Totals ..... 36  
Figure 12. Required FTE Reporting Based On Previously-Reported Expenditures ..... 36  
Figure 13. Out of Normal Range Salary Warning Message ..... 37  
Figure 14. Override FTE Acceptable FTE Range ..... 38  
Figure 15. FTE Calculator (Optional Tool) ..... 42  
Figure 16. Schedule A – Special Education Expenditure by Fund Source..... 45  
Figure 17. Schedules A and B– Special Education Expenditures ..... 46  
Figure 18. Schedule C – School Nurse Staffing ..... 48  
Figure 19. Schedule E.2 – Required Local Match for VPI..... 52  
Figure 20. Schedule F – Tuition Receipt ..... 53  
Figure 21. Schedule F – Tuition Received..... 54  
Figure 22. Schedule F – No Tuition Received..... 55  
Figure 23. Schedule G – Capital Outlay ..... 57  
Figure 24. Schedule H – Textbook Revenues and Expenditures..... 59  
Figure 25. Schedule I – FY 2017 Salary Survey ..... 60  
Figure 26. Schedule I – No Principals Employed..... 61  
Figure 27. Schedule J – Breakout of Technology Salary Expenditures and FTEs ..... 62  
Figure 28. Schedule J – Balancing FTEs ..... 63  
Figure 29. Schedule M – Instructional Percent..... 65  
Figure 30. Schedule N – Terminal Leave Payouts ..... 67  
Figure 31. Schedule O – Subcontracts/Subawards ..... 69  
Figure 32. Schedule O – Local Retirement Incentives ..... 70  
Figure 33. Program Codes for Regional Programs..... 72  
Figure 34. Schedule Submission for Regional Programs ..... 74  
Figure 35. Submit Data Page ..... 76  
Figure 36. Submission Status Tracking Page ..... 77  
Figure 37. View Warnings Page ..... 78

## **Introduction and General Instructions**

The Annual School Report Financial Section (ASRFIN) provides financial data on Virginia's public education programs to the Superintendent of Public Instruction, the Governor of Virginia, the Virginia General Assembly, the U.S. Department of Education and U.S. Census, and the general public. The ASRFIN is used to collect data from 135 school divisions and 69 regional programs in Virginia. The data is used for multiple purposes, primarily for reporting and state and federal funding formulas. This document provides instructions for completing the 2016-2017 ASRFIN, and is organized into sections that are similar to the layout of the ASRFIN Excel template.

### **Statutory Basis and Due Date**

Section 22.1-81, *Code of Virginia (Figure 1)*, requires each school division and regional program to submit its 2016-2017 ASRFIN to the Virginia Department of Education by **September 15, 2017**. School divisions and regional programs that wish to file for an extension (until September 30, 2017, per Section 22.1-81, *Code of Virginia*) for their 2016-2017 ASRFIN must submit a written request signed by the division superintendent, or designee, to Kent C. Dickey, Deputy Superintendent for Finance and Operations, prior to and postmarked by the September 15, 2017, deadline indicating the reason the extension of time is needed. Please note that extension requests will not be accepted via e-mail.

#### **Figure 1. Section 22.1-81, Code of Virginia**

§ 22.1-81. Annual report.

Unless for good cause shown an extension of time not to exceed fifteen days is granted by the Superintendent of Public Instruction, each school board, with the assistance of the division superintendent, shall, on or before September 15 of each year, make a report covering the work of the schools for the year ending the preceding June 30 to the Board of Education on forms supplied by the Superintendent of Public Instruction.

(Code 1950, § 22-54; 1980, c. 559; 1987, c. 205; 1999, cc. 191, 492.)

### **General Instructions**

The ASRFIN Excel template is protected and designed for data entry only. The template should not be modified or altered in any way. This includes the template that you download and store on your hard drive. If you submit an ASRFIN file to the Virginia Department of Education (Department) that has been altered and/or modified and this file is identified in the course of the Department's review, it will not be accepted because data integrity may be compromised. It is very important that the template remains protected so as not to change any formula-driven calculations or worksheet links, as this data is used for a variety of purposes, including the *Superintendent's Annual Report for Virginia*, Standards of Quality (SOQ) funding, General Assembly reports, and some federal funding calculations. If an altered template is submitted, but not identified by the Department during its review process, and funding to a division or regional

program is reduced because of the alteration, the Department may not be able to correct the funding deficiency. Therefore, please do not cut/copy and paste information within the template.

All divisions and regional programs, including jointly-operated regional programs and divisions, are required to submit a 2016-2017 Annual School Report Financial Section (ASRFIN). Instructions for completing the ASRFIN are provided in this manual, as well as in the ASRFIN Excel template itself. Attachment A to the Superintendent's Memorandum highlights changes and clarifications to the 2016-2017 ASRFIN Excel template, which are also included in this manual. Please read all of the instructions in this manual, as well as those provided in the ASRFIN Excel template and other attachments, to ensure the accuracy of your 2016-2017 ASRFIN submission. The ASRFIN instructions may reference the "2016-2017 Annual School Report Financial Section," or "2016-2017 ASRFIN," as well as "fiscal year 2017" or "FY 2017." The 2016-2017 ASRFIN corresponds to the 2017 fiscal year (i.e., July 1, 2016 to June 30, 2017).

The ASRFIN Excel template is formatted to make data entry easier for those completing an ASRFIN for a regional program. For example, expenditure data will only be accepted in expenditure programs that correspond to the primary educational program of the regional program (i.e., "special," "vocational," or "gifted and talented"). In addition, all state revenue cells on the "Revenues" worksheet are locked with the exception of revenue source codes 240220 (Hospital, Clinics, Detention Homes State-Operated Programs), 240248 (Special Education - Regional Programs), 240295 (Special Education in Jails), 250000 (Benefits from Other State Agencies), 410405 (VPSA Technology Grants), 410406 (Literary Fund Subsidy Grant), and 410407 (School Security Equipment Grant). Edit checks recognize certain unique financial arrangements of regional programs. These enhancements should ease some of the data entry requirements.

### **Modified Accrual Basis of Accounting**

The modified accrual basis of accounting is required for compiling the ASRFIN. The school operating fund and any separate funds established to account for revenues and expenditures, for purposes such as school food, textbooks, debt service, construction, and federal programs, are considered to be government funds and should use the modified accrual basis of accounting for financial reporting in accordance with generally accepted accounting principles as promulgated by the Governmental Accounting Standards Board (GASB).

The modified accrual basis of accounting requires the recognition of certain revenue (e.g., fringe benefits, federal grants) when it becomes measurable and available to meet the operational needs of the current period. Therefore, for financial reporting purposes, revenue under certain programs will be recognized prior to being received in cash. The 2016-2017 ASRFIN should include amounts that are owed if services or goods were received by June 30, 2017, even if payments were not made until after June 30, 2017. This includes amounts that will be paid to teachers and other personnel during summer 2017 against active contracts for the 2016-2017 school year. Examples of revenue meeting these criteria would be unreimbursed expenditures incurred under federal programs, state funds allocated to a school division for current operations not received by June 30, 2017, and fiscal year 2017 charges for services rendered by the school board but for which payments were not received by June 30, 2017. Similarly, accrued revenue

receivable, received in fiscal year 2017 but attributable to fiscal year 2018, will be excluded from this report.

The modified accrual basis of accounting, as it relates to expenditures, requires the recognition of expenditures in the accounting period in which the fund liability is incurred, if measurable. Expenditures are generally recognized when an event or transaction is expected to draw on current expendable resources.

### ASRFIN Excel Template

All divisions and regional programs, including Regional Academic Year Governor's Schools, Regional Special Education programs, Regional Career and Technical Education programs, and Regional Alternative Education programs, are required to submit the 2016-2017 ASRFIN using the Excel template. Please see

[http://www.doe.virginia.gov/school\\_finance/filedownload\\_instructions.shtml](http://www.doe.virginia.gov/school_finance/filedownload_instructions.shtml)

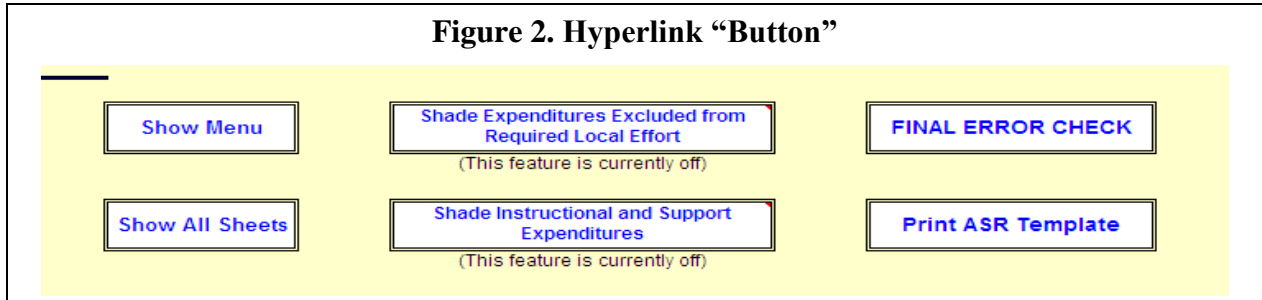
for detailed instructions on how to download the Excel template, including how to enable macros.

### Valid Excel File Extensions

The 2016-2017 ASRFIN template only allows the file to be saved using the **.xlsm** file extensions. This restriction prevents saving as **.xlsx**, a file extension which will permanently erase the template’s macros and require the user to start over with a new ASRFIN template.

### Navigation and Validation Buttons

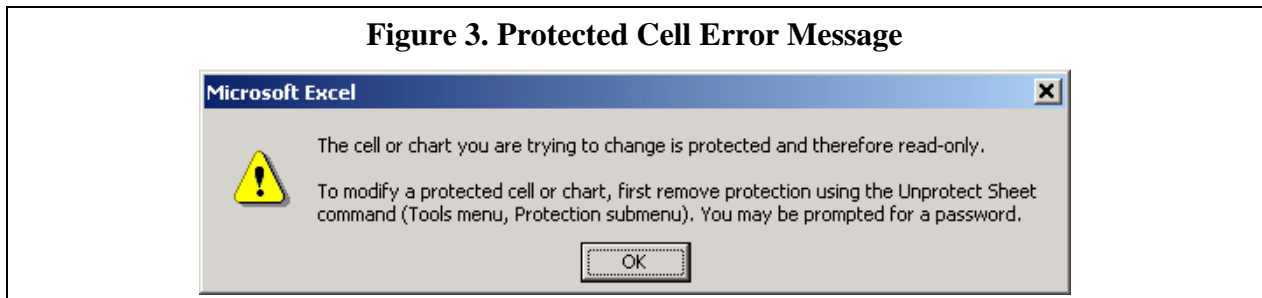
The 2016-2017 ASRFIN template contains hyperlink buttons that allow worksheet navigation, final error checks, and file submission validation. To run these processes, please click on the hyperlinks, which have been formatted to appear as buttons. For example, to show all worksheets in the ASRFIN template, click on the “Show All Sheets” button on the “Important Reminders” worksheet:



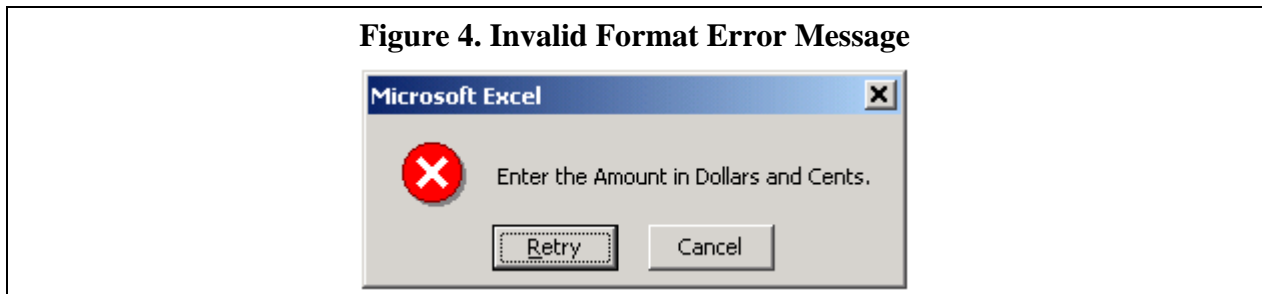
## Entering and Editing Data

When you edit data in the ASRFIN Excel template, it is imperative that you **do not cut and paste** information in any of the worksheets or between the various worksheets. **Cutting and pasting information may break links and codes used to compile revenue and expenditure data.** Should financial information be inadvertently cut or pasted in the ASRFIN Excel template, click on "Edit" at the top of the Excel workbook and then click on "Undo Typing." If you are unable to "undo" any cut and paste actions, then it is recommended that you download a new template from the Department's Web page and re-enter your data. Dragging data is disabled in the ASRFIN template. Please be careful about copying and pasting data; if you copy data from another file or worksheet, paste as values in the ASRFIN template using the "Paste Special" function within Excel.

The ASRFIN Excel template limits the cells into which data may be entered depending on the worksheet. Excel will provide an error message (as shown in *Figure 3* below) if data entry is attempted in a cell that is locked. Cells in the revenue and expenditure sections may be left blank if there is no data to enter. However, there are several worksheets that require entries (zeros included) in all cells (primarily in Schedules A through J). The ASRFIN Excel template will direct you to make these entries as necessary.



An error message will appear if an invalid data entry is made (as shown in *Figure 4* below). Invalid data entries include entering letters and other nonnumeric characters when numeric characters are required. Certain errors will prevent data entry from continuing. Exceptions to this rule will be addressed in individual worksheets.



When required, summing of entries is performed automatically by formula in the ASRFIN Excel template. All of the navigation keys normally available in Excel are fully functional allowing movement around the worksheets in the usual fashion.



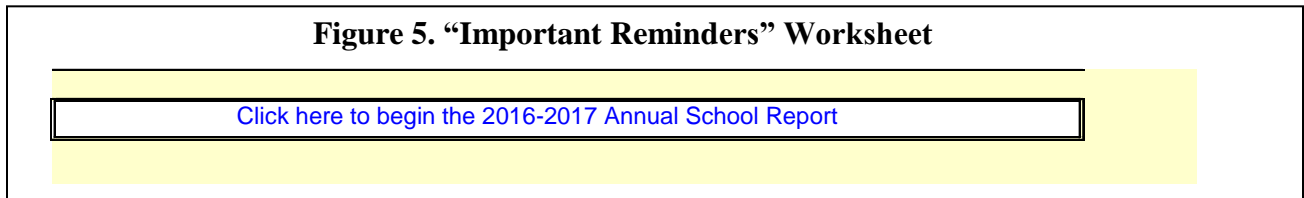
## **ASRFIN Code Structure**

A completed and submitted ASRFIN must report expenditures and revenues using valid account code combinations. The ASRFIN Excel template provides all acceptable code combinations. The complete code structure and corresponding descriptions, from major classifications to cost centers, are included in Attachment C to the Superintendent’s Memorandum. If you have questions concerning the proper classification of a revenue or expense, contact the Department’s Budget Office at DOEBUDGETOFFICE@doe.virginia.gov or (804) 225-2025.

## **Important Reminders Worksheet**

The “Important Reminders” worksheet is displayed after downloading the file. This worksheet provides important information regarding the 2016-2017 ASRFIN submission, including instructions for contacting the Department. The worksheet also contains a hyperlink button to begin the 2016-2017 ASRFIN (*Figure 5*).

To begin, click on the “Click here to begin the 2016-2017 Annual School Report” hyperlink button. This button will take you to the “Contact Information” worksheet. After you have completed the “Contact Information” worksheet, the “Click here to begin the 2016-2017 Annual School Report” button will no longer be available; instead a navigation menu will be displayed.



## **Contact Information Worksheet**

The “Contact Information” worksheet is the starting point of the ASRFIN. Select your division or regional program so that specific information regarding your division or regional program can be loaded into your ASRFIN Excel template. The worksheet is also used to provide information to the Department on the person or persons responsible for completing the 2016-2017 ASRFIN. All messages on the status of your ASRFIN submission will be e-mailed to the e-mail address required at the very bottom of the worksheet.

First, select your division or regional program name using the drop-down box provided at the top left-hand corner of the worksheet as shown in *Figure 6* below. After you have chosen a division or regional program, you will be asked to confirm your selection. Once you have confirmed that the correct division or regional program has been selected, you should save the template to your computer with a file name that is meaningful to you.

Second, after the file has been saved, enter the required information in the “Contact Information” worksheet following the formatting guidance provided within the worksheet for each individual cell. Remember that you are required to provide an e-mail address at the bottom of this

worksheet. All status messages from the Department will be e-mailed to this address after the submission of the ASRFIN.

Lastly, you will need to select the "Important Reminders" worksheet after you have entered all of your information in the "Contact Information" worksheet. This will take you to the ASRFIN navigation menu, which will provide you with a choice on how to navigate through the ASRFIN Excel template.

**Figure 6. "Contact Information" Worksheet**

**Person(s) responsible for completing the 2016-2017 Annual School Report Financial Section**

<SELECT DIVISION>

Division / Regional Program Name:  Division/Program Number:

Please enter your **first** name only.  
**Do not** include a middle name or middle initial.  
**Do not** include a prefix such as "Dr.", "Mr.", "Mrs.", or "Ms."

Please enter a single **last** name only.  
**Do not** include a suffix such as "Jr." or "III".  
**Do not** include hyphens "-"

These cells are preformatted. Please enter entire number without using spaces or additional characters. Example:  
**8042252025**  
**Do Not Include a "1" in front of your area code.**

First Name:	Last Name:	Phone Number:	Extension:	E-Mail Address:
<input style="width: 100%;" type="text"/>	<input style="width: 100%;" type="text"/>	<input style="width: 100%;" type="text"/>	<input style="width: 100%;" type="text"/>	<input style="width: 100%;" type="text"/>
<input style="width: 100%;" type="text"/>	<input style="width: 100%;" type="text"/>	<input style="width: 100%;" type="text"/>	<input style="width: 100%;" type="text"/>	<input style="width: 100%;" type="text"/>
<input style="width: 100%;" type="text"/>	<input style="width: 100%;" type="text"/>	<input style="width: 100%;" type="text"/>	<input style="width: 100%;" type="text"/>	<input style="width: 100%;" type="text"/>

Provide the e-mail address to which the status report on your Excel file submission over the web should be sent.  
**REQUIRED**

**Drop-down Box.**

### Navigating the ASRFIN Excel Template

After completion of the "Contact Information" worksheet, you need to select the "Important Reminders" worksheet. This worksheet displays a menu of all worksheets provided for your division or regional program in the ASRFIN Excel template (see Figure 7 below). This menu will be different depending on whether you are completing the ASRFIN for a division or a regional program. Only the supplemental schedules that apply to the division or regional program will be available and will require completion.

The menu enables you to move easily between the worksheets of the workbook by clicking on the worksheet name (each worksheet name is a [hyperlink](#)). This will display only two worksheets at a time: the "Important Reminders" worksheet with the navigation menu, and the specific worksheet you selected. You may either navigate through the workbook using this menu or choose to view all worksheets.

If you prefer to view all worksheets instead of navigating by the menu, then select the “Show All Sheets” button that appears to the right of the menu box. With this option, the menu box is hidden and you navigate through the workbook by selecting the worksheet tabs that appear at the bottom of the screen. You may switch navigation options at any time by clicking on the “*Show Menu*” or “Show All Sheets” buttons on the “Important Reminders” worksheet.

**Figure 7. Navigation Menu**

**Navigation Options**

**Show Menu**

**Shade Expenditures EXCLUDED from Required Local Effort**  
 (This feature is currently off)

**FINAL ERROR CHECK**

**Show All Sheets**

**Shade SOQ Defined Instructional and Support Expenditures**  
 (This feature is currently off)

**Print ASR Template**

- ▶ CONTACT INFORMATION
- ▶ REVENUES
  - State Funds Worksheet
  - ARRA Federal Funds Worksheet
  - Federal Funds Worksheet
  - Other Payments Worksheet
  - Other State Carry-Fwd Wksheet
  - Other Funds Worksheet
- ▶ CLASSROOM INSTRUCTION (ELEMENTARY) - Elementary 61100
- ▶ CLASSROOM INSTRUCTION (SECONDARY) - Secondary 61100
- ▶ CLASSROOM INSTRUCTION (DISTRICT WIDE) - District 61100
- ▶ ELEMENTARY GUIDANCE SERVICES - Elementary 61210
- ▶ SECONDARY GUIDANCE SERVICES - Secondary 61210
- ▶ SCHOOL SOCIAL WORKER SERVICES (ELEMENTARY) - Elementary 61220
- ▶ SCHOOL SOCIAL WORKER SERVICES (SECONDARY) - Secondary 61220
- ▶ HOMEBOUND INSTRUCTION (ELEMENTARY) - Elementary 61230
- ▶ HOMEBOUND INSTRUCTION (SECONDARY) - Secondary 61230
- ▶ IMPROVEMENT OF INSTRUCTION (ELEMENTARY) - Elementary 61310
- ▶ IMPROVEMENT OF INSTRUCTION (SECONDARY) - Secondary 61310
- ▶ IMPROVEMENT OF INSTRUCTION (DISTRICT WIDE) - District 61310
- ▶ MEDIA SERVICES (ELEMENTARY) - Elementary 61320
- ▶ MEDIA SERVICES (SECONDARY) - Secondary 61320
- ▶ OFFICE OF THE PRINCIPAL (ELEMENTARY) - Elementary 61410
- ▶ OFFICE OF THE PRINCIPAL (SECONDARY) - Secondary 61410
- ▶ ADMINISTRATION (DISTRICT WIDE) - District 62100
- ▶ ATTENDANCE AND HEALTH (DISTRICT WIDE) - District 62200
- ▶ PUPIL TRANSPORTATION (DISTRICT WIDE) - District 63000
- ▶ OPERATION AND MAINTENANCE (DISTRICT WIDE) - District 64000
- ▶ SCHOOL FOOD SERVICES AND OTHER NON-INSTR. OPERATIONS (DISTRICT WIDE) - District 65000
- ▶ FACILITIES (DISTRICT WIDE) - District 66000
- ▶ DEBT SERVICE AND FUND TRANSFERS (DISTRICT WIDE) - District 67000
- ▶ TECHNOLOGY (DISTRICT WIDE) - District 68000
- ▶ CONTINGENCY RESERVE (DISTRICT WIDE) - District 69000
- ▶ RECAPITULATION
- ▶ ELEMENTARY FTE POSITIONS
- ▶ SECONDARY FTE POSITIONS
- ▶ DISTRICT FTE POSITIONS
- ▶ FTE ANALYSIS
- ▶ SPECIAL EDUCATION - SCHEDULES A & B
- ▶ SCHOOL NURSE - SCHEDULE C
- ▶ HEALTH CARE - SCHEDULE D
- ▶ REQUIRED LOCAL EFFORT - SCHEDULE E
- ▶ REQUIRED LOCAL MATCH - SCHEDULE E.2
- ▶ CAPITAL EXPENDITURES - SCHEDULE G
- ▶ TEXTBOOK SURVEY - SCHEDULE H
- ▶ SALARY SURVEY - SCHEDULE I
- ▶ BREAKOUT TECH FTES - SCHEDULE J
- ▶ TABLE 15 - SCHEDULE K
- ▶ ARRA EXPENDITURES - SCHEDULE L
- ▶ TERMINAL LEAVE - SCHEDULE N
- ▶ OTHER INDIRECT COST DATA - SCHEDULE O

**Shading of SOQ Instructional and SOQ Support Expenditures** on the Important Reminders Worksheet (see Figure 7 above) (Also, at the top of each expenditure worksheet)

SOQ instructional expenditures are shaded bright green, SOQ support expenditures are shaded purple, and expenditures not recognized by the Standards of Quality are not shaded. Expenditures that are pro-rated between multiple SOQ categories are shaded blue (this was changed from purple dots used in prior ASRFIN templates).

**Revenue Worksheets**

The revenue worksheets are provided for reporting state, federal, local, and other revenues received during fiscal year 2017. The "Revenues" worksheet is organized by revenue source type (i.e., state, federal, etc.) and by revenue source code and revenue source code description. Please pay close attention to the revenue section for the 2016-2017 ASRFIN, as some revenue source codes have been added, deleted, or revised since the 2015-2016 ASRFIN. Attachment A to the Superintendent's Memorandum highlights revenue changes.

School divisions should accrue revenue for reimbursements as long as the reimbursement occurs within the period of availability. Revenues and other governmental fund financial resource increments (for example, bond issue proceeds) are recognized in the accounting period in which they become susceptible to accrual - that is, when they become both measurable and available to finance expenditures of the fiscal period. "Available" means collectible within the current period or soon enough thereafter to be used to pay liabilities of the current period. Application of the "susceptibility to accrual" criterion requires judgment, consideration of the materiality of the item in question, and due regard for the practicality of accrual, as well as consistency in application. The length of time selected by a government during which revenues are considered available, which typically falls between thirty days and one year, defines the critical aspect of *when* revenues are recognized in a governmental fund.

**Revenue Reports**

To assist you in completing the ASRFIN revenue section, the Department provides the following ASRFIN reports at:

[http://www.doe.virginia.gov/info\\_management/data\\_collection/finance/index.shtml](http://www.doe.virginia.gov/info_management/data_collection/finance/index.shtml):

- **Cash Basis Locality Ledger**

The cash basis locality ledger ([https://p1pe.doe.virginia.gov/EDI\\_LL\\_Report/](https://p1pe.doe.virginia.gov/EDI_LL_Report/)) lists all cash receipts paid by the Department of Education to divisions.

- **ASRFIN Report Number 1: Adjusted Locality Ledger**

The adjusted locality ledger has been modified for Basic Aid end-of-year adjustments, fringe benefit accruals, and for the one-month accrual for the one percent and one-eighth percent sales tax. The amounts listed in the adjusted report are automatically loaded into the revenues worksheet of the ASRFIN Excel template when a division is selected in the "Contact Information" worksheet of the ASRFIN Excel template.

- **ASRFIN Report Number 2: Sales Tax Reports**

- 2a. **FY 2017 Sales Tax - One-Month Accrual**

The one-month accrual sales tax report lists sales tax based on the month of deposit in the state treasury. Sales tax is deposited in the state treasury one month prior to its payment to divisions. The amounts listed in the one-month accrual report are automatically loaded into the revenue worksheet of the ASRFIN Excel template when a division is selected in the "Contact Information" worksheet of the ASRFIN Excel template.

- 2b. **FY 2017 Sales Tax - Two-Month Accrual**

The two-month accrual of sales tax report lists sales tax based on the month of sale. The month of sale is two months prior to its payment to divisions. The two-month accrual report is provided for those divisions that choose to use the two-month accrual reporting method. The State Retail Sales and Use Tax section of this document provides details on this method. This information should be available from the locality ledger ([https://p1pe.doe.virginia.gov/EDI\\_LL\\_Report/](https://p1pe.doe.virginia.gov/EDI_LL_Report/)) by mid-August.

- **ASRFIN Report Number 3: End-of-Year Basic Aid Adjustments**

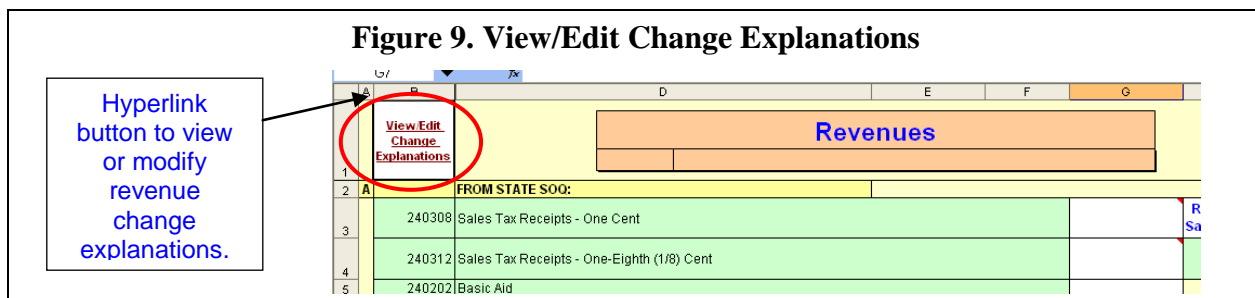
The Basic Aid adjustments report reflects reductions to a division's Basic Aid payment for overpayments and for payments made on behalf of the division by the Department. The unadjusted Basic Aid amount is reduced by any overpayment for school divisions ineligible to receive Driver's Education funding and for any overpayments. This adjusted value should be reported on the ASRFIN for Basic Aid and is automatically loaded into the revenues worksheet of the ASRFIN Excel template when a division is selected in the "Contact Information" worksheet of the ASRFIN Excel template. This report also includes the deductions for payments made on behalf of the school division by the Department (Mental Health Transfer and School for the Deaf and Blind), which allows the school division to see the final cash payment amount. These payments made by the Department are part of Basic Aid and are included in the amount preloaded for Basic Aid.

<b>Figure 8. Example End-of-Year Basic Aid Adjustments Web Report</b>	
<b>Virginia Department of Education</b>	
<b>End-Of-Year Adjustments to Basic Aid Payments</b>	
<b>FY 2017</b>	
<input style="width: 100%;" type="text" value=" &lt;SELECT DIVISION&gt; "/>	
<b>Division Number:</b>	
<b>Division Name:</b>	
(1) Unadjusted FY 2017 Basic Aid Entitlement	<b>\$0.00</b>
(2) Driver Education Adjustment <sup>1</sup>	<b>\$0.00</b>
(3) Basic Aid Adjustments for March 31, 2017, ADM Overpayment <sup>2</sup>	<b>\$0.00</b>
<b>(4) Adjusted FY 2017 Basic Aid Payment</b> To be reported on the 2016-2017 Annual School Report Financial Section.	<b>\$0.00</b>
<b>(5) Deductions from Basic Aid Payment<sup>3</sup></b> <i>Payments made on behalf of the school division by VDOE; payments do not reduce Basic Aid entitlement.</i>	
(a) Mental Health Transfer	<b>\$0.00</b>
(b) School for the Deaf and the Blind	<b>\$0.00</b>
<b>(6) Final FY 2017 Basic Aid Cash Payment</b>	<b>\$0.00</b>
<b>Notes for reporting expenditures on the 2016-2017 Annual School Report Financial Section:</b>	
<sup>1</sup> Ineligible to receive driver education funds due to non-compliance with the requirements of Section 22.1-205 C., <i>Code of Virginia</i> . The total amount of the drivers' education adjustment should be deducted from Basic Aid for the purpose of reporting Basic Aid revenue on the Annual School Report Financial Section.	
<sup>2</sup> Applies to divisions that were overpaid based on March 31, 2017, average daily membership projections.	
<sup>3</sup> Represents local tuition costs paid by the Department of Education on behalf of local school divisions during FY 2017. Divisions have the option of submitting a payment to the department to reimburse the department for these local tuition costs, which are not state funded. For those divisions opting not to submit a payment to the department, the Basic Aid payment was reduced by the local tuition amount. Because the department is making a payment on behalf of the school division, these expenditures must be posted to the Annual School Report Financial Section (ASRFIN) in function 61100, object code 3000.	

### Pre-loaded Revenues

Fiscal year 2017 state and federal revenues that are reported on your division's Adjusted Locality Ledger (ASRFIN Report Number 1) will automatically load to the revenue source code lines in the "Revenues" worksheet of the ASRFIN Excel template. In addition, the fiscal year 2016 end-of-year balances reported on the fiscal year 2016 ASRFIN will also be pre-loaded to the fiscal year 2017 beginning-of-year balances section of the "Revenues" worksheet. This feature greatly minimizes the need to make manual entries of revenue data into the template.

Please compare the amounts that appear on the template with the ASRFIN reports mentioned above. You may change the federal pre-loaded amounts if there is a difference, but you will be required to provide an explanation for any changes you make to the pre-loaded state funds and carry-forward balances. Your explanations can be amended at any time by selecting the hyperlink button that appears at the top of the "Revenues" worksheet (see Figure 9).



## State Revenues

The pre-populated state revenues should not typically be changed, and an edit check prevents changing these values. If you have a valid reason for updating these pre-populated values, please email the Virginia Department of Education (VDOE) Budget Office at [DOEBUDGETOFFICE@doe.virginia.gov](mailto:DOEBUDGETOFFICE@doe.virginia.gov) with the revenue code and the reason for your request. Once the change has been approved, the Budget Office will provide you with a one-time code for the specific revenue source. By clicking on the hyperlink in cell **H1** on the “Revenues” worksheet and entering the provided code in the pop-up box, you may then update the state revenue value, and you will be prompted to provide an explanation for the change.

Please note that this edit check does not apply to the following state revenues that either have different accrual periods or are based on reimbursements:

240220	Hospital, Clinics, Detention Homes (State-Operated Programs)
240248	Special Education - Regional Programs
240295	Special Education in Jails
250000	Benefits from Other State Agencies
410405	VPSA Technology Grants
410406	Literary Fund Subsidy Grant
410407	School Security Equipment Grants

State revenues are reported on the “Revenues” worksheet under sections A through E. The sections are as follows:

- **Section A:** State funds from Standards of Quality (SOQ) accounts.
- **Section B:** State funds from state incentive-based accounts.
- **Section C:** State funds from state categorical accounts.
- **Section D:** State funds from lottery funded accounts.
- **Section E:** State funds from other accounts.

Any state revenue that does not have a revenue source code assigned in sections A through E must be reported under revenue source code 240400, “Other State Funds,” at the end of section E. To add revenues to this revenue source code you must provide the detail on the “State Funds Worksheet.” You can access this worksheet directly from the “Revenues” worksheet by

selecting the “CLICK HERE to itemize on State Funds Worksheet” hyperlink on the revenue source code line for 240400, “Other State Funds,” or from the navigation menu on the “Important Reminders” worksheet.

On the “State Funds Worksheet” you should enter the description of the revenue in the description column (column C) and the amount of the revenue in the amount column (column D). Please enter a detailed description of the revenue. Excel will automatically sum the amounts entered in column D of the worksheet and will transfer the total to line 240400, “Other State Funds,” on the “Revenues” worksheet. To return to the “Revenues” worksheet from the “State Funds Worksheet,” select the button labeled “Return” located to the right of the amount column. You can also return to the “Revenues” worksheet by clicking on the “Revenues” worksheet tab; however, if you are navigating the ASRFIN Excel template using the navigation menu, selecting the “Revenues” tab will leave the “State Funds Worksheet” available until you go back to the navigation menu.

Please note that a regional program’s fiscal agent should report any state funds that will be passed on to the regional program using the appropriate state revenue source code and that the regional program should record the passed-through revenue using revenue source code 1901020, “Other Payments from Another County or City.” This will avoid duplication of state funds by recognizing state revenue after it has been paid from the state directly and then as recognizing it as local revenue after it has been passed from the fiscal agent to the regional program. This reporting practice applies only to the state share of revenue. Any other revenue, such as revenue for local matches, should be recorded using 1901010, “Tuition from Another County or City.”

Reimbursement received through the Department of Medical Assistance Services (DMAS) for Medicaid expenditures should be reported under revenue source code 250000, “Benefits from Other State Agencies.”

Comprehensive Services Act (CSA) funds typically are not recorded on school divisions’ appropriations, and CSA revenue and expenditures should not be reported on the Annual School Report. Since the division is reimbursed by CSA via the locality, reporting the revenue and expenditures again on the Annual School Report will artificially inflate the division’s revenue and spending (and potentially raise its IDEA MOE requirement). Divisions should confer with their local auditors about including these funds on the Annual School Report.

### **State Retail Sales and Use Tax**

The Virginia Auditor of Public Accounts’ (APA) guidance is that local divisions may accrue either one or two months of sales tax revenues (per GASB 33 and GASB 34). Cash basis reporting is not an accepted method for reporting sales tax revenues. The Department provides data on both the one-month and the two-month accrual amounts for sales tax for both the one percent and the one-eighth percent amounts. The ASRFIN Excel template will **preload the one-month accrual** state sales tax data for both the one percent and the one-eighth percent amounts.



For school divisions that accrue on a two-month basis, the Department will provide an Excel update file which will populate two-month accrual state sales tax data. This Excel update file will be distributed to school divisions in mid-August, after August sales tax payments are finalized. The update file will not require saving your ASRFIN template on the C: drive. Instructions for executing this Excel update file are as follows:

1. Ensure that macros are enabled in Excel before running the update file. Instructions for enabling macros for your version of Excel can be found at: [http://www.doe.virginia.gov/school\\_finance/filedownload\\_instructions.shtml](http://www.doe.virginia.gov/school_finance/filedownload_instructions.shtml).
2. Save your most up-to-date ASRFIN Excel template before running the update. You may save the file in any location (shared drive, hard drive, etc.). Make sure you have at least gone through the initial welcome process where you select your division, let the file pre-populate your division's data, and input your contact information.
3. Open your most up-to-date ASRFIN Excel template and the ASRFIN 2016-2017 Two-Month Sales Tax Update File. Both of these files must be open for the sales tax update to run properly. Make sure any other Excel files are closed.
4. In your ASRFIN Excel template, on the Revenues tab, click the hyperlink button labeled "Two Month Sales Tax Update" in cell H3.

## **Federal Revenues**

Federal revenues are reported on the "Revenues" worksheet under sections F and G. The sections are as follows:

- **Section F: Federal funds that are paid through the Department of Education.**
- **Section G: Federal funds that are paid directly to the division or regional program.**

You do not need to provide an explanation of changes made to federal revenues that are paid through the Department and pre-loaded in your ASRFIN Excel template.

Any federal revenue that is not detailed in sections F or G must be reported under 99999, "Other Federal Funds," located at the end of section G. To add revenues to this code you must provide the detail on the "Federal Funds Worksheet." You can access this worksheet directly from the "Revenues" worksheet by selecting the "CLICK HERE to itemize on Federal Funds Worksheet" hyperlink on the revenue line for 99999, "Other Federal Funds," or from the navigation menu on the "Important Reminders" worksheet.

On the "Federal Funds Worksheet" you should enter the description of the revenue in the description column (column C) and the amount of the revenue in the amount column (column D). Please enter a detailed description of the revenue. Excel will automatically sum the amounts entered in column D of the worksheet and will transfer the total to line 99999, "Other Federal

Funds,” on the “Revenues” worksheet. To return to the “Revenues” worksheet from the “Federal Funds Worksheet,” select the hyperlink button labeled “Return” located to the right of the amount column. You can also return to the “Revenues” worksheet by clicking on the “Revenues” worksheet tab; however, if you are navigating the ASRFIN Excel template using the navigation menu, selecting the “Revenues” tab will leave the “Federal Funds Worksheet” available until you go back to the navigation menu.

When entering the detailed description of the revenue for other federal funds, please include the **Catalog of Federal Domestic Assistance (CFDA)** number of the federal funds, if possible. The number can be found at the following Web site: <https://www.cfda.gov/>. Under ‘Find Programs’, a search engine provides various ways to locate the CFDA number for federal grants. The CFDA number allows for proper reporting of federal grant funds to the U. S. Department of Education. The CFDA numbers are displayed in the ASRFIN Excel template without the decimal; however, the decimal is necessary when using the search engine.

Federal Revenue CFDA number 10550, “Cash in Lieu of USDA Commodities,” should be used by those divisions that receive the value of the food in cash in the CLOC (Cash in Lieu of Commodities) program. School divisions should not report the value of the commodities received, only cash received, as this would incorrectly inflate the revenue of the school nutrition program. Divisions approved by the Virginia Department of Agriculture and Consumer Services (VDACS) for this program are the only divisions that should report revenues under this account. No other divisions or regional programs should use this revenue source.

## **Local Revenues**

Local revenues are those revenues that are collected from the citizens of the locality and from governmental and nongovernmental entities both within and outside the school division. These revenues include such sources as property taxes, tuition, interest income, fees, and debt proceeds.

Local revenues are reported on the “Revenues” worksheet under sections H through K. The sections are as follows:

- **Section H: Local funds from the city, town, or county.**
- **Section I: Local funds from division funds.**
- **Section J: Local funds from other funds.**
- **Section K: Local funds from loans, bonds, and investments.**

Section H is for revenue from the appropriation by a local governmental unit other than the school division. The school division is not the final authority, within legal limits, in determining the amount of money to be received, and the money is raised by taxes or other means.

Section I is for revenues received from charges levied by the school division to finance services performed for the common benefit.

Section J is for other revenue from local sources not classified in sections H, I, or K. Any local revenue that is not detailed in sections H through K must be reported under 1901020, “Other

Payments from Another County or City,” located at the end of section J. To add revenues to this code you must provide the detail on the “Other Payments Worksheet.” You can access this worksheet directly from the “Revenues” worksheet by selecting the “CLICK HERE to itemize on Other Funds Worksheet” hyperlink on the revenue line for 1901020, “Other Payments from Another County or City,” or from the navigation menu on the “Important Reminders” worksheet.

On the “Other Payments Worksheet” you should enter the description of the revenue in the description column (column C) and the amount of the revenue in the amount column (column D). Please enter a detailed description of the revenue. Excel will automatically sum the amounts entered in column D of the worksheet and will transfer the total to line 1901020, “Other Payments from Another County or City,” on the “Revenues” worksheet. To return to the “Revenues” worksheet from the “Other Payments Worksheet,” select the hyperlink button labeled “Return” located to the right of the amount column. You can also return to the “Revenues” worksheet by clicking on the “Revenues” worksheet tab; however, if you are navigating the ASRFIN Excel template using the navigation menu, selecting the “Revenues” tab will leave the “Other Payments Worksheet” available until you go back to the navigation menu.

Revenues reported under 1899120, “Other Funds,” require a detailed description to be provided on the “Other Funds Worksheet.” This worksheet can be accessed by clicking on the “CLICK HERE to itemize on Other Payments Worksheet” hyperlink on the revenue line for 1899120 and functions in the same manner as the “Other Payments Worksheet.” Please provide a detailed breakout and description for all revenues reported as 1899120, “Other Funds.” Excel will automatically sum the amounts entered in column D of this worksheet and transfer the total to line 1899120, “Other Funds,” on the “Revenues” worksheet.

Please note again that school divisions serving as the fiscal agents for regional programs should report any state funds that will be passed on to regional programs using the appropriate state revenue source code and that the regional program should record the passed-through revenue using revenue source code 1901020, “Other Payments from Another City or County.” This will avoid duplication of state funds by recognizing state revenue after it has been paid from the state directly and then as recognizing it as local revenue after it has been passed from the fiscal agent to the regional program. This reporting practice applies only to the state share of revenue. Any other revenue, including revenue for local matches, should be recorded using 1901010, “Tuition from Another County or City.”

Section K is for revenue from short-term and long-term investments, interest revenue on investments, and revenue from other financing sources. For financial reporting purposes, Governmental Accounting Standards Board (GASB) Statement 31 requires that all investment income be reported as revenue in the operating statement.

School construction loans from the Literary Fund or the Virginia Public School Authority (VPSA) should be reported as local revenue since they are considered debt of the locality. You should report all VPSA and Literary Fund loan revenue in source codes 4104010 and 4104020. If you received a Literary Fund Subsidy loan, only the subsidy portion, or the grant portion that is not paid back to the state, of the loan should be reported in revenue source code 410406 as state revenue. On Schedule G, do not report capital expenditures paid from VPSA or Literary

Fund revenue as state revenue. This will cause your Required Local Effort (RLE) in Schedule E to be reported incorrectly.

## **Revenue Recapitulation**

The recapitulation section at the end of the "Revenues" worksheet summarizes the data provided in the "Revenues" worksheet, as well as the "State Funds Worksheet," the "Federal Funds Worksheet," the "Other Funds Worksheet," and the "Other Payments Worksheet." The revenue recapitulation is automatically summed by fund source based on the data entered into the revenue worksheets.

The revenue recapitulation requires detail to be broken out into two sections. The first section is the "Balances at Beginning of Year" section. This section is pre-loaded with fiscal year 2016 end-of-year balances reported on the 2015-2016 ASRFIN. These amounts may be changed; however, a detailed explanation of the change will be required. For carry-overs of state funds from state agencies other than the Department of Education, please report the information on the "Other State Carry-Fwd. Worksheet." You can access this worksheet directly from the "Revenues" worksheet by selecting the "[CLICK HERE to itemize on Other State Carry-Forward Worksheet](#)" hyperlink on the "Carry-Over State Funds from State Agencies other than the Department of Education" line or from the navigation menu on the "Important Reminders" worksheet.

On the "Other State Carry-Fwd. Worksheet" you need to enter the description of the revenue in the description column (column C) and the amount of the revenue in the amount column (column D). Please enter a detailed description of the revenue. Excel will automatically sum the amounts entered in column D of the worksheet and will transfer the total to the "Carry-Over State Funds from State Agencies, other than the Department of Education, account on the "Revenues" worksheet. To return to the "Revenues" worksheet from the "Other State Carry-Fwd. Worksheet," select the hyperlink button labeled "Return" located to the right of the amount column. You can also return to the "Revenues" worksheet by clicking on the "Revenues" worksheet tab; however, if you are navigating the ASRFIN Excel template using the navigation menu, selecting the "Revenues" tab will leave the "Other State Carry-Fwd. Worksheet" available until you go back to the navigation menu.

Any state revenues that are paid directly to a governmental entity and then appropriated to a division or regional program should be recorded in Section H as local funds from the city or county. This will avoid duplication of state funds by recognizing state revenue, after it has been paid from the state directly to a governmental entity, as local revenue. An example is state revenue paid to a county government: it is initially considered state revenue, but when the county government appropriates the funds to a school division it is considered local revenue received from the county.

The second section is the "Beginning of Year Carry-Forward Balances" section. This section of balances provides detail for some of the balances reported in the "Balances at Beginning of Year" section. This section is provided for reporting only those beginning-year balances for state

funds that divisions are authorized to carry-forward, per the Appropriation Act, or the local share of a matching requirement. Otherwise, pursuant to section 22.1-100, *Code of Virginia* (Figure 10), unspent state revenue balances must be returned to the general fund of the Commonwealth. Unless specifically requested in this section, local carry-forward funds do not need to be itemized.

**Figure 10. Section 22.1-100, Code of Virginia**

§ 22.1-100. Unexpended school and educational funds.

All sums of money derived from the Commonwealth which are unexpended in any year in any school division shall revert to the fund of the Commonwealth from which derived unless the Board of Education directs otherwise. All sums derived from local funds unexpended in any year shall remain a part of the funds of the governing body appropriating the funds for use the next year, but no local funds shall be subject to redivision outside of the locality in which they were raised.

(Code 1950, § 22-138; 1956, Ex. Sess., c. 67; 1980, c. 559.)

**Expenditures Worksheets**

The worksheets titled “Elementary 61100” through “District 69000” comprise the set of 25 expenditure worksheets. Enter expenditure amounts using valid account code combinations under the appropriate expenditure categories and the template will automatically calculate row and column totals in all of these worksheets.

**General Expenditure Instructions**

- **Elementary and Secondary**  
Kindergarten through grade seven (7) is considered “elementary” and grade eight (8) through grade twelve (12) is considered “secondary.” If necessary, prorate expenditures based on the definition of elementary as grades K-7 and secondary as grades 8-12.
- **Part-time Personnel**  
Combine the salary and wage expenditures of part-time personnel with those of full-time personnel and include these expenditures on the object code line with the appropriate regular salary and wage object code. Calculate the corresponding portion of an FTE for part-time personnel and include this with the other FTEs under the appropriate object codes on the FTE positions worksheets.
- **Object Code 1660, “Bonuses”**  
This object code covers one-time bonus payments provided to instructional and support personnel. Do not include National Board Certification Teacher bonuses in this object code. Object Code 1650 was established for reporting National Board Certification Teacher bonuses. Please note that you cannot report bonuses without reporting associated regular salaries and wages in the same function/program.

- **Premium Payments for Retirees Paid by School Division or Regional Program**  
Expenditures for retired employees who pay the school division as a fiscal agent on their behalf in a relationship with a benefits provider should not be included in expenditure reporting. If the school division is acting as a fiscal agent on behalf of a retiree, then these expenditures are a “pass-through” to the benefits provider, and should not be included under the 2000 Object Code series, “Employee Benefits.” If the retiree share of the premium payment is passed through the school division to the benefits provider, do not report this payment as part of division expenditures.
- **Object Code 2210, “VRS Benefits Plan 1 and Plan 2 Employees Only (Employer Share Only)”**  
This object should not include any VRS benefits paid by employees. This object code should only reflect the employer share of VRS benefits paid to the Virginia Retirement System for all employees hired prior to January 1, 2015, who participated in Plan 1 or Plan 2. Employee paid benefits that are collected by a school division on behalf of employees and paid by the school division to the Virginia Retirement System should not be reported on the ASRFIN.
- **Object Code 2220 “VRS Benefits Hybrid Plan Employees Only (Employer Share Only)”**  
This object reflects payments into the trust fund of the Virginia Retirement System for the Hybrid Retirement Plan for all employees hired on or after January 1, 2014, and any employees hired before January 1, 2014, who opted-in to the new Hybrid Retirement Plan. Payments included here should only represent the employer share of payments into the Virginia Retirement System (both the defined benefit and defined contribution amounts), and should not include any payments made directly by the employee. The employer share of payments for any Virginia Retirement System Plan 1 or Plan 2 employees should not be included.
- **Object 2500 “Disability Insurance Plan 1 and Plan 2 Employees Only”**  
This object should include payments into disability insurance plans for employees covered under Virginia Retirement System Plan 1 and Plan 2.
- **Object 2510 “Disability Insurance Hybrid Plan Employees Only”**  
This object is used to record payments for the Virginia Local Disability Program (VLDP) or a comparable plan for divisions that opted out of VLDP, for employees covered under the new Hybrid Retirement Plan.
- **Funds Associated with Self-Funded Insurance Plans**  
A number of divisions have developed self-funded insurance plans, for which the division collects the employee share of premiums and uses these funds, together with the employer portion, to make payments to an insurance provider for administrative and claims expenditures. Because funds of this nature are handled as pass-through funds, revenues, expenditures and balances related to the employee share of self-funded insurance plans should not be reported on the ASRFIN.

- **Object Code 2750, “Retiree Health Care Credit”**  
Divisions and regional programs are required to report expenditures for the Retiree Health Care Credit when reporting VRS Retirement Benefit expenditures. The ASRFIN Excel template contains data entry checks, where necessary, and will prompt divisions to include Retiree Health Care Credit expenditures when appropriate.
- **Object Code 2800, “Other Fringe Benefits”**  
Include annual and sick leave payments for personnel who terminate employment. Also, report pension/retirement plans that are specific to your locality, beyond VRS, that the division pays, as well as leave and contract payouts/buyouts under this object code in the appropriate functions. Teacher housing allowances or homeownership grant expenditures may be reported under object code 2800; do NOT record these expenditures under any “Salaries and Wages” object codes.
- **Career and Technical Education Payments**  
The Career and Technical Education (CTE) payments for fiscal year 2017 were paid to each school division rather than solely the fiscal agent. Divisions who received the CTE payments should record the transfer to the regional program as a fund transfer to regional CTE programs in function 67300 (Inter-agency Fund Transfer) and object 9730 (Fund Transfers – Regional Career & Technical Center).
- **Leases**  
Payments for operating leases should be treated differently than payments for capitalized leases such as with a lease-purchase agreement. Operating lease payments should be coded under object code 5400, “Leases and Rentals,” under the applicable function and activity category. Capitalized facilities lease payments for lease-purchase agreements should be coded under function 67000, object code 9250, “Capitalized Lease Pmts - Lease/Purchase.” However, capitalized lease payments for school buses should be reported in function 63600, “School Bus – Lease Purchase,” under object code 5400.
- **Expenditures from Other Funds**  
All funds controlled by the local school board must be reported on the 2016-2017 ASRFIN including textbook funds, lottery, school food funds, etc., regardless of how these funds are accounted for at the local level. Expenditures for goods or services that originated from these other funds should be reported among the appropriate functions and object codes. For example, if funds from the division’s textbook fund were used to purchase textbooks, the expenditure should be recorded in object code 6020, “Textbooks,” in the appropriate function.

The transfers to and from these other funds can be recorded in the transfer section as long as **revenues are not inflated to match transfer expenditures** to balance the ASRFIN Excel template. Please note that intra-agency transfers do not have to be recorded if they cause the ASRFIN not to balance without inflating ASRFIN revenues. However, if such transfers are not recorded, they will need to be noted as a reconciliation item when the ASRFIN and Auditor of Public Accounts (APA) report are compared.

- **Expenditure Period**

The 2016-2017 ASRFIN should include amounts that are owed if services or goods were received by June 30, 2017, even if payments were not made until after June 30, 2017. This includes amounts that will be paid to teachers and other personnel during summer 2017 against active contracts for the 2016-2017 school year. Review the "Modified Accrual Basis of Accounting" section for more detail.

Since the ASRFIN is due to the Department of Education by September 15, 2017, it is understood that all audit adjustments may not be recorded in time to be reflected in the submitted report. The report should be submitted by the September 15<sup>th</sup> due date for the fiscal year 2017 ASRFIN with as many adjustments as practicable. Auditors are aware of this time constraint and should consider this when reviewing the report.

- **E-rate Funds Received as Expenditure Refunds**

E-rate revenues should be reported under revenue source code 1900110. However, E-rate funds received in the form of discounts should be reported as a reduction to the expenditure based on the actual amount paid, rather than reporting E-rate revenues and showing the expenditure as the original invoice would have appeared prior to the discount.

- **Required Local Effort**

In order for school divisions to identify expenditures that directly affect their SOQ Required Local Effort calculation, the template now includes an option to highlight the expenditures that are excluded from the RLE calculation in a red color. To enable this feature, either click on the hyperlink "Shade Expenditures Excluded from Required Local Effort" at the top of each expenditure sheet, or click on the "Shade Expenditures Excluded from Required Local Effort" button on the "Important Reminders" worksheet. This feature has been added to increase divisions' understanding of Required Local Effort and is not intended to provide guidance regarding how to report expenditures. All Generally Accepted Accounting Principles (GAAP) and GASB principles and guidelines should be used when reporting expenditures within the ASRFIN.

## **Expenditure Worksheets Information**

The general descriptions of the expenditure worksheets are as follows; however, more detailed information regarding the definitions of the functions, programs, cost centers, and object codes can be found in Attachment C to the Superintendent's Memorandum:

- **Elementary 61100**

Report expenditures for all activities related to regular day classroom instruction of students in Kindergarten through grade seven (7), broken down by regular, special, vocational, gifted and talented, or other program and then by expenditure object code.

Object code 3100 – "Purchased Services – Virtual School Programs" is for reporting contractual costs of all virtual school programs, including Multidivisional Online Providers or virtual school programs contracted separately by school divisions. This



object code is available on the "Elementary 61100", "Secondary 61100", and "District 61100" worksheets. Note: Virtual Virginia does not apply here since school divisions make tuition payments to the Virginia Department of Education. Virtual Virginia tuition payments should be included in Object Code 3810 – Tuition Paid – Other Entities In-State.

Object code 3200 – "Purchased Services – Instructional" is for reporting instructional services purchased by the division. Please use this code to report expenditures where the division elected to provide instructional services through contracted personnel instead of hiring staff to meet these needs. Divisions should only include expenditures for contracted services that meet the SOQ-defined definition of instruction, such as speech language pathologists. Please refer to the SOQ Defined Instructional and Support Expenditures shading on the applicable worksheets for reference. This object code is available on the "Elementary 61100", "Secondary 61100", "Elementary 61210", "Secondary 61210", "Elementary 61230", "Secondary 61230", "Elementary 61320", "Secondary 61320", "District 68000", and "District 69000" worksheets.

Any tuition payments to joint operations with other school divisions for regular programs or other programs should only be recorded in the object code 3800 series and not the 7000 object code.

Report state payments to mental health/intellectual disability institutions and tuition payments to the Virginia School for the Deaf and the Blind made by the Department on behalf of the division under object code 3000, "Purchased Services."

- **Secondary 61100**

Report expenditures for all activities related to regular day classroom instruction of students in grade eight (8) through grade twelve (12), broken down by regular, special, vocational, gifted and talented, or other program and then by expenditure object code.

Object code 3100 – "Purchased Services – Virtual School Programs" is for reporting contractual costs of all virtual school programs, including Multidivisional Online Providers or virtual school programs contracted separately by school divisions. This object code is available on the "Elementary 61100", "Secondary 61100", and "District 61100" worksheets. Note: Virtual Virginia tuition payments do not apply here since school divisions make these tuition payments to the Virginia Department of Education. Such Virtual Virginia tuition payments should be included in Object Code 3810 – Tuition Paid – Other Entities In-State.

Object code 3200 – "Purchased Services – Instructional" is for reporting instructional services purchased by the division. Please use this code to report expenditures where the division elected to provide instructional services through contracted personnel instead of hiring staff to meet these needs. Divisions should only include expenditures for contracted services that meet the SOQ-defined definition of instruction, such as speech language pathologists. Please refer to the SOQ Defined Instructional and Support Expenditures shading on the applicable worksheets for reference. This object code is

available on the "Elementary 61100", "Secondary 61100", "Elementary 61210", "Secondary 61210", "Elementary 61230", "Secondary 61230", "Elementary 61320", "Secondary 61320", "District 68000", and "District 69000" worksheets.

Any tuition payments to joint operations with other school divisions for regular programs or other programs should only be recorded in the object code 3800 series and not the 7000 object code.

Report state payments to mental health/intellectual disability institutions and tuition payments to the School for the Deaf and the Blind made by the Department on behalf of the division under object code 3000, "Purchased Services."

- **District 61100**

Report expenditures for all activities related to classroom instruction of students, broken down by summer, adult, pre-kindergarten (non-special programs), non-Local Education Agency (LEA), or Non-regular Day School programs, and then by expenditure object code.

Object code 3100 – "Purchased Services – Virtual School Programs" is for reporting contractual costs of all virtual school programs, including Multidivisional Online Providers or virtual school programs contracted separately by school divisions. This object code is available on the "Elementary 61100", "Secondary 61100", and "District 61100" worksheets. Note: Virtual Virginia does not apply here since school divisions make tuition payments to the Virginia Department of Education. Virtual Virginia tuition payments should be included in Object Code 3810 – Tuition Paid – Other Entities In-State.

Program 8 is exclusively for pre-kindergarten expenditures for the custody, care, and instruction of children in programs such as Head Start, Virginia Preschool Initiative, and other pre-kindergarten programs. Non-regular Day School expenditures, activities that are not directly related to the educational services offered by an LEA, should be reported under a new Program 10. Please note that special education pre-kindergarten expenditures should be reported under Program 2 – Special Education.

As of fiscal year 2013, the program code structure has changed to separate Non-Remedial Summer School expenditures from Remedial Summer School expenditures. Expenditures for Non-Remedial Summer School should be reported under Program 6 – Non-Remedial Summer School. Expenditures for Remedial Summer School should be reported under Program 11- Remedial Summer School. Summer school salaries should be reported under "Instructional Salaries and Wages" with a corresponding FTE calculation reported on the "District FTE Positions" worksheet. Do not report summer school salaries under "Supplemental Salaries and Wages."

- **Elementary 61210**

Report expenditures for activities involving counseling students and parents to assess and improve the well-being of students in Kindergarten through grade seven (7), broken

down by regular, special, vocational, gifted and talented, or other program and then by expenditure object code.

Object code 3200 – “Purchased Services – Instructional” is for reporting instructional services purchased by the division. Please use this code to report expenditures where the division elected to provide instructional services through contracted personnel instead of hiring staff to meet these needs. Divisions should only include expenditures for contracted services that meet the SOQ-defined definition of instruction, such as speech language pathologists. Please refer to the SOQ Defined Instructional and Support Expenditures shading on the applicable worksheets for reference. This object code is available on the “Elementary 61100”, “Secondary 61100”, “Elementary 61210”, “Secondary 61210”, “Elementary 61230”, “Secondary 61230”, “Elementary 61320”, “Secondary 61320”, “District 68000”, and “District 69000” worksheets.

Any tuition payments to joint operations with other school divisions for regular programs or other programs should only be recorded in the object code 3800 series and not the 7000 object code.

- **Secondary 61210**

Report expenditures for activities involving counseling students and parents to assess and improve the well-being of students in grade eight (8) through grade twelve (12), broken down by regular, special, vocational, gifted and talented, or other program and then by expenditure object code.

Object code 3200 – “Purchased Services – Instructional” is for reporting instructional services purchased by the division. Please use this code to report expenditures where the division elected to provide instructional services through contracted personnel instead of hiring staff to meet these needs. Divisions should only include expenditures for contracted services that meet the SOQ-defined definition of instruction, such as speech language pathologists. Please refer to the SOQ Defined Instructional and Support Expenditures shading on the applicable worksheets for reference. This object code is available on the “Elementary 61100”, “Secondary 61100”, “Elementary 61210”, “Secondary 61210”, “Elementary 61230”, “Secondary 61230”, “Elementary 61320”, “Secondary 61320”, “District 68000”, and “District 69000” worksheets.

Any tuition payments to joint operations with other school divisions for regular programs or other programs should only be recorded in the object code 3800 series and not the 7000 object code.

- **Elementary 61220**

Report expenditures for activities that are designed to improve student attendance at school and that address student difficulties involving the home, the school, and the community for students in Kindergarten through grade seven (7) broken down by regular, special, vocational, gifted and talented, or other program and then by expenditure object code.

Any tuition payments to joint operations with other school divisions for regular programs or other programs should only be recorded in the object code 3800 series and not the 7000 object code.

- **Secondary 61220**

Report expenditures for activities that are designed to improve student attendance at school and that address student difficulties involving the home, the school, and the community for students in grade eight (8) through grade twelve (12), broken down by regular, special, vocational, gifted and talented, or other program and then by expenditure object code.

Any tuition payments to joint operations with other school divisions for regular programs or other programs should only be recorded in the object code 3800 series and not the 7000 object code.

- **Elementary 61230**

Report expenditures for activities designed to meet the educational needs of students who require homebound instruction services because they are unable to attend regular school for Kindergarten through grade seven (7), broken down by regular, special, vocational, gifted and talented, or other program and then by expenditure object code.

Object code 3200 – “Purchased Services – Instructional” is for reporting instructional services purchased by the division. Please use this code to report expenditures where the division elected to provide instructional services through contracted personnel instead of hiring staff to meet these needs. Divisions should only include expenditures for contracted services that meet the SOQ-defined definition of instruction, such as speech language pathologists. Please refer to the SOQ Defined Instructional and Support Expenditures shading on the applicable worksheets for reference. This object code is available on the “Elementary 61100”, “Secondary 61100”, “Elementary 61210”, “Secondary 61210”, “Elementary 61230”, “Secondary 61230”, “Elementary 61320”, “Secondary 61320”, “District 68000”, and “District 69000” worksheets.

Any tuition payments to joint operations with other school divisions for regular programs or other programs should only be recorded in the object code 3800 series and not the 7000 object code.

- **Secondary 61230**

Report expenditures for activities designed to meet the educational needs of students who require homebound instruction services because they are unable to attend regular school for grade eight (8) through grade twelve (12), broken down by regular, special, vocational, gifted and talented, or other program and then by expenditure object code.

Object code 3200 – “Purchased Services – Instructional” is for reporting instructional services purchased by the division. Please use this code to report expenditures where the division elected to provide instructional services through contracted personnel instead of hiring staff to meet these needs. Divisions should only include expenditures for

contracted services that meet the SOQ-defined definition of instruction, such as speech language pathologists. Please refer to the SOQ Defined Instructional and Support Expenditures shading on the applicable worksheets for reference. This object code is available on the "Elementary 61100", "Secondary 61100", "Elementary 61210", "Secondary 61210", "Elementary 61230", "Secondary 61230", "Elementary 61320", "Secondary 61320", "District 68000", and "District 69000" worksheets.

Any tuition payments to joint operations with other school divisions for regular programs or other programs should only be recorded in the object code 3800 series and not the 7000 object code.

- **Elementary 61310**

Report expenditures for activities that assist instructional staff in planning, developing, and evaluating the process of providing education for students in Kindergarten through grade seven (7), broken down by regular, special, vocational, gifted and talented, or other program and then by expenditure object code.

Any tuition payments to joint operations with other school divisions for regular programs or other programs should only be recorded in the object code 3800 series and not the 7000 object code.

- **Secondary 61310**

Report expenditures for activities that assist instructional staff in planning, developing, and evaluating the process of providing education for students in grade eight (8) through grade twelve (12), broken down by regular, special, vocational, gifted and talented, or other program and then by expenditure object code.

Any tuition payments to joint operations with other school divisions for regular programs or other programs should only be recorded in the object code 3800 series and not the 7000 object code.

- **District 61310**

Report expenditures for activities that assist instructional staff in planning, developing, and evaluating the process of providing education for students, broken down by summer, adult, pre-kindergarten (non-special programs), non-Local Education Agency (LEA), or Non-regular Day School programs, and then by expenditure object code.

Program 8 is exclusively for pre-kindergarten expenditures for the custody, care, and instruction of children in programs such as Head Start, Virginia Preschool Initiative, and other pre-kindergarten programs. Non-regular Day School expenditures, activities that are not directly related to the educational services offered by an LEA, should be reported under Program 10. Please note that special education pre-kindergarten expenditures should be reported under Program 2 – Special Education.

As of fiscal year 2013, the program code structure has changed to separate Non-Remedial Summer School expenditures from Remedial Summer School expenditures. Please

report Non-Remedial Summer School expenditures under Program 6, and report Remedial Summer School expenditures under Program 11.

- **Elementary 61320**

Report expenditures for activities concerned with the use of all teaching and learning educational media resources for students in Kindergarten through grade seven (7), broken down by regular, special, vocational, gifted and talented, or other program and then by expenditure object code.

Object code 3200 – “Purchased Services – Instructional” is for reporting instructional services purchased by the division. Please use this code to report expenditures where the division elected to provide instructional services through contracted personnel instead of hiring staff to meet these needs. Divisions should only include expenditures for contracted services that meet the SOQ-defined definition of instruction, such as speech language pathologists. Please refer to the SOQ Defined Instructional and Support Expenditures shading on the applicable worksheets for reference. This object code is available on the “Elementary 61100”, “Secondary 61100”, “Elementary 61210”, “Secondary 61210”, “Elementary 61230”, “Secondary 61230”, “Elementary 61320”, “Secondary 61320”, “District 68000”, and “District 69000” worksheets.

Any tuition payments to joint operations with other school divisions for regular programs or other programs should only be recorded in the object code 3800 series and not the 7000 object code.

- **Secondary 61320**

Report expenditures for activities concerned with the use of all teaching and learning educational media resources for students in grade eight (8) through grade twelve (12), broken down by regular, special, vocational, gifted and talented, or other program and then by expenditure object code.

Object code 3200 – “Purchased Services – Instructional” is for reporting instructional services purchased by the division. Please use this code to report expenditures where the division elected to provide instructional services through contracted personnel instead of hiring staff to meet these needs. Divisions should only include expenditures for contracted services that meet the SOQ-defined definition of instruction, such as speech language pathologists. Please refer to the SOQ Defined Instructional and Support Expenditures shading on the applicable worksheets for reference. This object code is available on the “Elementary 61100”, “Secondary 61100”, “Elementary 61210”, “Secondary 61210”, “Elementary 61230”, “Secondary 61230”, “Elementary 61320”, “Secondary 61320”, “District 68000”, and “District 69000” worksheets.

Any tuition payments to joint operations with other school divisions for regular programs or other programs should only be recorded in the object code 3800 series and not the 7000 object code.

- **Elementary 61410**

Report expenditures for activities concerned with the overall administration of a school for students in Kindergarten through grade seven (7), broken down by regular, special, vocational, gifted and talented, or other program and then by expenditure object code.

Any tuition payments to joint operations with other school divisions for regular programs or other programs should only be recorded in the object code 3800 series and not the 7000 object code.

- **Secondary 61410**

Report expenditures for activities concerned with the overall administration of a school for students in grade eight (8) through grade twelve (12), broken down by regular, special, vocational, gifted and talented, or other program and then by expenditure object code.

Any tuition payments to joint operations with other school divisions for regular programs or other programs should only be recorded in the object code 3800 series and not the 7000 object code.

- **District 62100**

Report expenditures for activities concerned with establishing and administering policy for the administration of the division or regional program, broken down by activity type and then by expenditure object code.

Divisions are required to enter the division superintendent's compensation under object code 1112, "Superintendent Salaries and Wages."

- **District 62200**

Report expenditures for activities concerned with the promotion and improvement of students' attendance at school, broken down by activity type and then by expenditure object code.

Speech Language Pathologists and those providing this service, whether contracted or employed, should be reported under Instruction in Function 61100, Program 2. Audiologists should be reported under sub-function 62240, "Speech/Audiology Services."

Object Code 1131, Licensed School Nurse (LPNs, RNs, & Nurse Practitioners), should only include salaries and wages for licensed school nurses. Object Code 1134, Unlicensed School Nurse Salaries and Wages, should be used to report the salaries and wages for unlicensed school nurse personnel.

- **District 63000**

Report expenditures for activities concerned with transporting students to and from school, as provided by state and federal law, broken down by activity type and then by expenditure object code.

The fiscal year 2017 Annual Pupil Transportation Report will be posted in Fall 2017 through a separate Superintendent's Memorandum. Divisions must report expenditures under the Pupil Transportation function (63000), the Technology Pupil Transportation sub-function (68500), and the Contingency Reserves Pupil Transportation sub-function (69500) of the ASRFIN that balance to the expenditures reported in the fiscal year 2017 Annual Pupil Transportation Report.

Report activities involved with purchasing vehicles and equipment, excluding school buses, under sub-function 63700, "Other Vehicle and Equipment Purchases." Any vehicles, activity buses, or equipment purchased to support pupil transportation not reported in activities 63100 – 63600 should be reported here. Vehicles and equipment purchased in support of other functions should be reported under the appropriate function (i.e., vehicles purchased to support operations and maintenance services should be reported under Operations and Maintenance - 64000). Expenditures related to servicing vehicles not related to school functions (i.e., police and county vehicles) should not be reported on the ASRFIN. School bus additions and replacements should not be reported under Purchased Services (3000 level Object Codes). Object code 8100 – Capital Outlay Replacement and object code 8200 – Capital Outlay Additions should be used for this purpose.

- **District 64000**

Report expenditures for activities concerned with keeping the physical plant open, comfortable, and safe for use, and keeping the grounds, buildings, and equipment in effective working condition, broken down by activity type and then by expenditure object code.

Professional service fees such as architecture and engineering fees may be included in object code 3000 but should not include payments to contractors, builders, developers, or vendors for capital outlay. All capital outlay expenditures, whether by contract or for school division personnel, should be coded in the object code 8000 series only.

- **District 65000**

Report expenditures for activities concerned with providing school food services or other non-instructional services to students, staff, or the community, broken down by activity type and then by expenditure object code.

School divisions whose School Food operations are decentralized should include School Activity Funds and any other associated school-level revenues on the Revenues worksheet under revenue source code 1612040, School Food Services. Accordingly, expenditures for salaries and wages, benefits, materials and supplies, and capital outlay should be reported in function 65100, School Food Services.



- **District 66000**

Report expenditures for activities concerned with the acquisition, remodeling, or construction of land or buildings, broken down by activity type and then by expenditure object code.

Professional service fees such as architecture and engineering fees may be included in object code 3000 but should not include payments to contractors, builders, developers, or vendors for capital outlay. All capital outlay expenditures, whether by contract or for school division personnel, should be coded in the object code 8000 series only.

Expenditures for school construction or renovation should only be reported under this function (66000) under object codes 8100, "Capital Outlay Replacement," or 8200, "Capital Outlay Additions," and should not be reported under the object code 3000 series ("Purchased Services").

- **District 67000**

Report expenditures for debt service, intra-agency fund transfers, and inter-agency fund transfers under this function.

***Debt Service***

Report expenditures related to servicing the long-term debt of the division or regional program, including payments of both principal and interest. This function should be used to account for bond interest payments, retirement of bonded debt (including current and advance refundings), capital lease payments, and other long-term notes.

Debt service payments made by the local governing body on behalf of the school division (i.e., the funding is not appropriated to the school division budget) should not be reported as debt service payments on the ASRFIN. Only the debt service funds appropriated to and paid directly by the school division should be reported as expenditures on the ASRFIN in object codes 9100 (Redemption of Principal) and 9200 (Interest). Funds transferred by the school division to a local governing body to cover debt service payments on behalf of the school division should be reported in object 9300 (Fund Transfers – Principal & Interest).

***Intra-Agency Transfers***

Report operating transfers to and from other funds controlled by the division or regional program.

Transfers to and from these other funds can be recorded here as long as the revenues are not inflated to match transfer expenditures to balance the ASRFIN Excel template. Please note that intra-agency transfers do not have to be recorded if they cause the ASRFIN not to balance without inflating ASRFIN revenues. However, if such transfers are not recorded, they will need to be noted as a reconciliation item when the ASRFIN and Auditor of Public Accounts (APA) report are compared.

The 9400 Object Code (Fund Transfers – Deposits to Escrow) is available for payments to other escrow accounts.

***Inter-Agency Transfers***

Report transfers to other funds not controlled by the division, such as transfers to the local governing body.

Report state funds paid to a school division, acting as fiscal agent on behalf of a regional program, that are transferred to the regional program under object code 9700, "Fund Transfers - Transfer to Inter-Agency Fund." This includes when state funds are paid directly to various participating school divisions of a regional alternative education program (9710), regional governor's school (9720), regional career and technical education center (9730) or a regional special education program (9740) and the school divisions transfer the state funds to the program. The amount of the transfer should equal only the State portion of regional program funding. Other funding of the regional program should be considered tuition and reported as such.

***Local Matching and Maintenance of Effort Penalties – Object Code 9650***

Any payment of funds to the Department of Education for local matching and maintenance of effort penalties should be coded under 67300, object code 9650.

- **District 68000**

Report all technology-related expenditures broken down by function and then by expenditure object code. Any expenditures (e.g., distance learning) involving the use of technology for instructional, public information, administrative such as accounting, purchasing, or human resource software as well as office technology (e.g., copiers, telephone systems, etc.) or any other use should be recorded exclusively in this function and should not be reported in other functional areas of the ASRFIN Excel template. Also include under function 68000 all telephone charges for line service for the Virtual Virginia program, other distance learning programs, and for Internet access.

Object code 3200 – "Purchased Services – Instructional" is for reporting instructional services purchased by the division. Please use this code to report expenditures where the division elected to provide instructional services through contracted personnel instead of hiring staff to meet these needs. Divisions should only include expenditures for contracted services that meet the SOQ-defined definition of instruction, such as speech language pathologists. Please refer to the SOQ Defined Instructional and Support Expenditures shading on the applicable worksheets for reference. This object code is available on the "Elementary 61100", "Secondary 61100", "Elementary 61210", "Secondary 61210", "Elementary 61230", "Secondary 61230", "Elementary 61320", "Secondary 61320", "District 68000", and "District 69000" worksheets.

- **District 69000**

Report contingency reserves expenditures broken down by function and then by expenditure object code. The contingency reserves function limits data entry to only valid account code combinations.

Object code 3200 – “Purchased Services – Instructional” is for reporting instructional services purchased by the division. Please use this code to report expenditures where the division elected to provide instructional services through contracted personnel instead of hiring staff to meet these needs. Divisions should only include expenditures for contracted services that meet the SOQ-defined definition of instruction, such as speech language pathologists. Please refer to the SOQ Defined Instructional and Support Expenditures shading on the applicable worksheets for reference. This object code is available on the “Elementary 61100”, “Secondary 61100”, “Elementary 61210”, “Secondary 61210”, “Elementary 61230”, “Secondary 61230”, “Elementary 61320”, “Secondary 61320”, “District 68000”, and “District 69000” worksheets.

### **Recapitulation Worksheet**

The “Recapitulation” worksheet summarizes the data provided in the expenditure worksheets, provides a section for reporting end-of-year balances, and provides a balance sheet section. The expenditure recapitulation is automatically summed by category based on the data entered in each of the expenditure worksheets.

The “Recapitulation” worksheet includes a detailed breakout of expenditures by sub-function. Using the hyperlink at the top of the “Recapitulation” worksheet, the user can view a breakout of the division’s expenditures by sub-function below each function. The same hyperlink hides the sub-functions to allow the user to view a summary of expenditures by function. The worksheet also provides a breakout of the fiscal year expenditures by sub-function. This information is provided to assist you in determining whether expenditures by sub-function in the ASRFIN are properly arrayed, in comparison to prior year data.

### **End-of-Year Balances**

The middle section of the “Recapitulation” worksheet is for reporting end-of-year balances. This portion of the worksheet contains two sections; “Balances at Close of Year” and “End-of-Year Carry-Over Balances.” The information provided in these sections for 2016-2017 will be used to populate the 2017-2018 “Balances at the Beginning of Year” and “Beginning of Year Carry-Forward Balances.”

- **Balances at Close of Year**

The “Balances at Close of Year” section is for reporting total year-end balances that will be carried forward into the next fiscal year, across various funds. This section must include all year-end balances, even those balances exhibited in the “End-of-Year Carry-Over Balances” section. Please note that the following funds are the only allowable unspent federal funds: Federal Leasing of Land, Federal Energy Regulation Commission, Forest Reserve, Department of Defense, and Impact Aid.

- **End-of-Year Carry-Over Balances**

1. This section requires the detail of some of the year-end balances reported in the “Balances at Close of Year” section. Per Chapter 836, 2017 Acts of Assembly, school

divisions are only authorized to carry-over unexpended state and local funds as of June 30, 2017, for the following Direct Aid accounts:

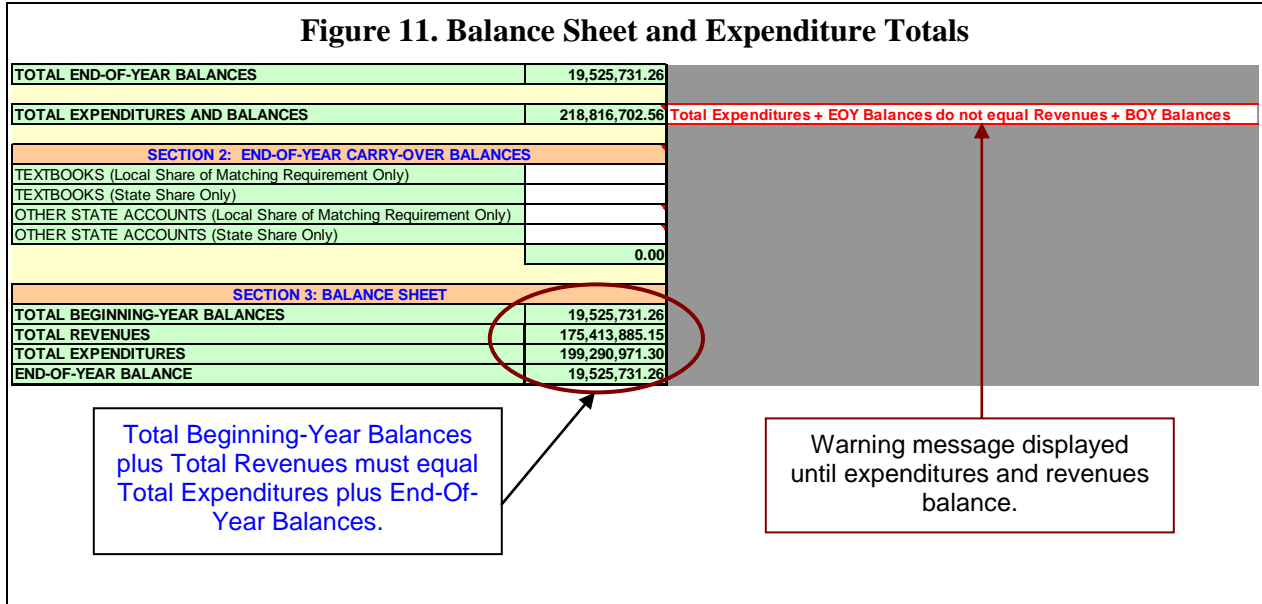
- Textbooks (Local Share of Matching Requirement Only)
- Textbooks (State Share Only)
- Other State Accounts (Local Share of Matching Requirement Only): See note below.
- Other State Accounts (State Share Only): See note below.

Chapter 836, 2017 Acts of Assembly, allows any funds provided to school divisions for textbook costs that are unexpended as of June 30, 2017, to be carried on the books of the locality to be appropriated to the school division the following year to be used for the same purpose. These carry-over funds should be reported on the "Recapitulation" worksheet under Section 2: End-of-Year Carry-Over Balances on the "Textbooks" balance lines.

Note: Similarly, Chapter 836, 2017 Acts of Assembly allows any locality that has met its required local effort for Standards of Quality accounts and required local match for Incentive or Lottery-funded programs in which the locality elected to participate in fiscal year 2017 to carry over into fiscal year 2018 any remaining state Direct Aid to Public Education fund balances available to help minimize any fiscal year 2018 revenue adjustments that may occur in state funding to that locality. Localities electing to carry forward such unspent state funds must appropriate the funds to the school division for expenditure in fiscal year 2018. These carry-over funds should be reported on the "Recapitulation" worksheet under Section 2: End-of-Year Carry-Over Balances on the "Other State Accounts" balance lines.

### **Balance Sheet**

The final section of the "Recapitulation" worksheet is the "Balance Sheet" section. The total beginning-year balances plus the total revenues must equal the total expenditures plus the end-of-year balance. ASRFIN Excel template totals are calculated on rows 94 and 96 at the end of section 1. To the right of these totals the message "Total Expenditures and Balances do not equal Revenues" will be displayed until the ASRFIN Excel template totals balance.

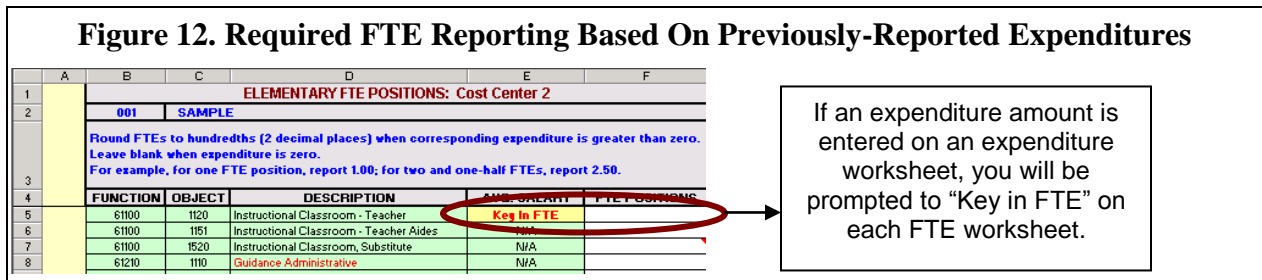


**Full-Time Equivalent (FTE) Positions Worksheets**

As with expenditures, FTE positions should be prorated between Kindergarten through grade seven (7) as “elementary” and grade eight (8) through grade twelve (12) as “secondary.”

For each FTE worksheet, enter the number of FTE positions for the applicable function – object code combination. Enter all positions to the hundredth place (two decimal places). There is no need to enter zero when there are no positions to report for a given classification.

Reported FTEs must correspond to reported personal service expenditures. If an expenditure amount has been entered in the personnel services section on an expenditure worksheet, the corresponding FTE worksheet will prompt you to enter the number of corresponding FTEs, as shown in Figure 12. Similarly, if an FTE position is reported on an FTE worksheet, and there is no corresponding personal service expenditure reported, an error message will be displayed until an expenditure amount is entered on the appropriate expenditure worksheet or the FTE position is removed.



Salary and wage expenditures of part-time personnel should be combined in the expenditure sections with full-time personnel; therefore, the corresponding portion of the FTE for the part-time personnel must be reported with the other full-time FTEs under the appropriate object codes in the FTE Positions worksheets. See the section labeled “Instructional FTE Position Calculations” below. FTEs are based on the contractual period as defined by the locality.

**Average Salary Calculation**

When there are both personal service expenditures and FTE positions reported, the average salary for the FTE classification will automatically be calculated in column E of each FTE position worksheet. If the average salary calculation appears unusually high or unusually low, a warning message (as shown in *Figure 13*) will be displayed to the right of the classification line. The calculation is compared to your division’s prior year amount or, when prior year data does not exist, the prior year statewide average. This notification is provided for informational purposes only. Although this warning message will not prohibit you from continuing, all warning messages should be reviewed to ensure that the average salaries displayed are correct.

**Figure 13. Out of Normal Range Salary Warning Message**

AVG. SALARY	FTE POSITIONS	
75,000.00	2.00	Average salary (based on FTEs) appears out of range. Please correct or continue if correct.
N/A		

**Average Salary Edit Check Override**

The FTE position worksheets have an additional edit check that prohibits certain values to ensure that the calculated average salary will be within a reasonable range. For example, if entering one FTE will result in an average salary of \$400,000, the template will not allow the 1 FTE to be entered. The “reasonable range” is set by your division’s prior year amount or, when prior year data does not exist, the prior year statewide average. However, due to staff turnover, new positions, or other reasons, divisions may require reporting data that falls outside the acceptable range of the edit check. Please contact the Budget Office to explain the need to override this edit check. Once the reason for the override has been approved by the Budget Office, you will be provided with a one-time code for the specific FTE position entry cell. Please click on the hyperlink in cell A34 on the “Elementary and Secondary Positions” worksheets, or cell B84 on the “District FTE Positions” worksheet and enter the provided code in the pop-up box. You may then enter the correct number of FTEs in the template, and you will be prompted to provide an explanation for the override of the edit check.

**Figure 14. Override FTE Acceptable FTE Range**

61320	1140	Media Technical	N/A	
61320	1150	Media Clerical	N/A	
61410	1126	Principal	N/A	
61410	1127	Assistant Principal	N/A	
61410	1140	Principal Technical	N/A	
61410	1150	Principal Clerical	N/A	
<b>Total Elementary (K-7) FTE Positions:</b>				<b>0.00</b>

Adjust Acceptable FTE Range

### Federal FTE Positions

At the bottom of the “District FTE Positions” worksheet, you must enter the number of positions paid from federal funds, for all cost centers, division-wide. This is a required field. If there were no positions paid from federal funds, you must enter a zero.

### Instructional FTE Position Calculations

For ASRFIN reporting purposes, the number of FTE positions must be calculated for instructional employees who work hours in addition to the regular workday or contract period or who do not work the duration of the contract. Report instructional positions that work hours beyond their regular workday or contract period, as greater than one FTE position based on the portion of the regular contract period worked. For example, if the regular contract period is 200 days, using 5.5 hours of instruction per day, one FTE position would be a 1,100-hour work year.

This adjustment is necessary to proportionally offset any compensation paid for working additional hours beyond the regular work or contract day with a corresponding partial FTE.

For example, if a school division employee worked 110 hours during the year in addition to their regular work or contract day and they were compensated for these additional hours, then the FTE position reported for that employee would be calculated as follows:

- a)  $110 / 1,100 = .10$  (Additional portion of a year based on 1,100 hours for one FTE);
- b)  $1 + .10 = 1.10$  (Number of FTE positions to be reported for this employee on the ASRFIN).

For instructional positions that do not work the full contract period, summer school teachers, or substitute teachers, calculate the additional FTE as shown above. For positions that work additional hours beyond their contract period for services such as student remediation, no additional FTEs should be reported since the expenditures for the time beyond the contract period is reported in object code 1620, Supplemental Salaries and Wages.

If your school division does not track substitute teacher hours and/or pay a standard hourly rate so that the hourly rate could be divided into the total substitute expenditures to derive the total hours, the following methods can be used to calculate a proxy number of substitute teacher FTEs:

**Example 1**

1. Average Daily Rate of Pay = \$42.00
2. 5.5 Instructional Hours Daily
3.  $\$42/5.5 = \$7.64$  Hourly Rate
4. Your total substitute teacher cost = \$19,000
5.  $\$19,000/\$7.64 = 2,486.91$  Total Hours
6. 1,100 Instructional Hours = 1 FTE
7.  $2,486.91/1,100 = 2.26$  FTEs.

**Example 2**

1. Full Days Taught by Substitute(s) During the School Year = 700
2. 200 Days = Contract Period for One Full-Time Teacher
3.  $700 \text{ Days} / 200 \text{ Day Contract Period} = 3.5$  FTEs.

For coaching, activity, or other supplements reported under object code 1620, "Supplemental Salaries and Wages," the expenditures reported are included in the average salary calculation; however, do not increase the number of FTEs reported which would deflate the per position cost.

**Other FTE Position Calculations**

For ASRFIN reporting purposes, certain FTE positions need to be calculated based on the local standard workweek for the duration of the contract period, regardless if it is a 9-month, 10-month, 11-month, or 12-month contract. For positions that work additional hours beyond their contract period, no additional FTEs should be reported since the expenditures for the time beyond the contract period is reported in object code 1620, Supplemental Salaries and Wages.

In an effort to improve the accuracy of reporting these position FTEs across all divisions, the Department has prepared an FTE calculator (Figure 15) to provide users with a standardized tool to calculate FTEs based on the local standard workweek. The FTE calculator, which is for the positions highlighted in red in Columns D on the FTE Positions worksheets, is a supplemental tool and its use is not required. Whether you use the FTE calculator or not, all red highlighted position FTEs should be calculated based on your local standard workweek. Cell AA86 of the FTE calculator for all three FTE Positions worksheets defaults to 40 hours per week, but can be changed to reflect the local standard workweek on which the FTE positions should be calculated. Please note that the local workweek entered into this cell should be the number of hours considered full time in your school division in order to calculate accurate full-time equivalent positions.

When you calculate FTEs for positions that work less than the local standard hours per week, the average salary calculated for FTEs will be higher than the actual salary paid per position. The



average salary calculated will reflect what the salary would be if the position was filled for the full local standard hours per week.

FTE positions for non-teacher substitutes (for example, bus drivers) should be calculated and included with the FTEs reported for full-time positions. Calculate partial FTEs for substitutes based on the local standard workweek.

### **FTE Calculator**

To access the FTE Calculator, from the “Elementary FTE Positions,” the “Secondary FTE Positions,” or the “District FTE Positions” worksheets, click the hyperlink button labeled “Click here to use the FTE calculator (should only be used for FTE categories shaded in red below).”

- When using the FTE calculator, each “Group” should represent a number of support employees (e.g., bus drivers), from one to 3,000, located in the same FTE category but employed for different hours per week and/or varying periods during the year. You may use as many groups as needed as long as they are the same type (FTE category) of employees.
- If you need more than 20 groups, please contact Budget Office staff at (804) 225-2025 to request that additional groups be added to the worksheet.
- Head count refers to the number of individuals (un-prorated) who were employed for the same percent of the year or contract period and same number of hours per week.
- “Hours Per Week” refers to the number of hours per week each group of individuals was employed. Make sure to list the number of hours per week and not per day or per year.
- “Percent of year or contract position was filled” refers to the percent of year, or contract, the position was filled for each group. For example, a technology specialist on a 12-month contract who leaves after 7 months should be coded as 58.33% (or  $7/12^{\text{ths}}$  of the contract period). If the contract period was for 10 months, the specialist would be reported as 70% (or  $7/10^{\text{ths}}$  of the contract period).
- **Example** (see Figure 15)
  - There are three “groups” of employees that make up one FTE category defined as bus drivers (ASRFIN function 63000, object 1170).
  - This school division employed 24 individuals for 5.5 hours per day during the fiscal year as bus drivers.
    - **Group 1:** 21 bus drivers were employed for the full 10-month contract period and were reported as 100%.
    - **Group 2:** Two were employed for only 8 months of the 10-month contract and were reported as 80%.
    - **Group 3:** One was employed for 4.3 months of the 10-month contract and was reported as 43%.

- All of the positions were employed for 27.5 hours per week.
- To illustrate the calculation, the hours worked in one week by Group 1 individuals (at 100% of contract) is divided by a standard 40-hour week, so that each bus driver works 69% of the week (27.5 hours/40 hours). The 69% figure is weighted at 100% (for 100% of the contract period) and then multiplied by the headcount of 21 to yield an FTE count of 14.44 for group 1. The same calculation is used for Groups 2 and 3 bus drivers, so that the hours worked by the 24 bus drivers in all three groups represent 15.83 FTE for fiscal year 2017.
- For instances where one or more employees worked more than the local standard hours per week, please report these employees as a separate group and include the additional hours above the local standard.
- Once you have entered all required data for a particular FTE category, enter the result of the FTE calculation into the appropriate cell in the FTE worksheets. The FTE calculator will not automatically link the calculations to the FTE worksheets.
- A comments section is provided for any notes the division or regional program may want to make.
- To return to the FTE section, simply press the hyperlink button labeled “CLICK TO RETURN TO FTE SECTION.”
- Hyperlink buttons are also provided to print the FTE calculator and to clear any previous data from the FTE calculator.

**Figure 15. FTE Calculator (Optional Tool)**

<i>Please enter local work week hours if different than 40 hrs/week for calculations.</i>				
<b>Local Standard Work Week</b>	40			
<b>CLICK TO RETURN TO FTE SECTION</b>				
<b>CLICK TO CLEAR FTE CALCULATOR</b>				
<b>CLICK TO PRINT FTE CALCULATOR</b>				
<b>FTE Calculation Tool (only use for the positions highlighted in red in columns D5-D32):</b>				
<b>For 1 FTE Category at a Time (for example, up to 20 "FTE Category - Groups" of Function 63000, Object 1170 employees):</b>	<b>Head Count of Individuals per Group</b>	<b>Hours Per <del>Year</del> Week</b>	<b>% of Year or Contract Position was Filled</b>	<b>FTE</b>
FTE Category - Group 1				-
FTE Category - Group 2				-
FTE Category - Group 3				-
FTE Category - Group 4				-
FTE Category - Group 5				-
FTE Category - Group 6				-
FTE Category - Group 7				-
FTE Category - Group 8				-
FTE Category - Group 9				-
FTE Category - Group 10				-
FTE Category - Group 11				-
FTE Category - Group 12				-
FTE Category - Group 13				-
FTE Category - Group 14				-
FTE Category - Group 15				-
FTE Category - Group 16				-
FTE Category - Group 17				-
FTE Category - Group 18				-
FTE Category - Group 19				-
FTE Category - Group 20				-
<b>COMMENTS:</b> (optional, for division usage)	<b>TOTAL FTE FOR THIS CATEGORY:</b>			-

### **Special Case: School Division Superintendent Also Serving As Regional Program Director**

If your division superintendent also acts as the director of a regional program, please use the following method to report the expenditure and/or calculate the FTE.

- **If the regional program pays a portion of the superintendent's total salary:**  
Report the payment on the ASRFIN for the regional program as a "Transfer Payment" from the regional program to the school division. Report the superintendent FTE position as "0" on the regional program's ASRFIN and report the division superintendent FTE on the school division's ASRFIN only.
- **If the regional program pays the division superintendent a salary amount in the capacity as program director that is above the full-time salary as the division superintendent:**  
Report the superintendent as a partial FTE on the regional program's ASRFIN using either hours of service provided in the regional program based on the superintendent's regional program salary in proportion to the superintendent's total annual salary (example: \$4,000 regional program salary payment divided by \$90,000 total salary equals 0.04 FTE to be reported on the regional program's ASRFIN).

### **Exception to FTE Reporting Requirement**

School divisions must report the number of board members on the "District FTE" worksheet on a head count basis, not on an FTE basis. Report all board members whether or not the school board members are paid. Error checks will prevent the completion of the ASRFIN Excel template until board members have been included.

#### **Example**

1. Number of school board members is 5
2. 30 days worked per year
3. Report 5 FTEs regardless of number of days worked

### **FTE Analysis**

This worksheet allows divisions to compare certain aspects of their preliminary fiscal year 2017 ASRFIN data against submitted fiscal year 2016 data in order to provide insight into division trends or identify potential errors. **No new data entry is required for this sheet.** This sheet populates either from data submitted in the prior fiscal year ASRFIN or from other sections of the current Excel template. Please note this sheet is only available in the Excel template and will not print in the verification report. This sheet contains three sections:

### Section 1: FTE Summary by Function

This section summarizes all FTE positions by function, as well as compares the data to the previous year's summaries.

### Section 2: Ratio of Pupil to Classroom Teacher Positions

This section corresponds to Table 17a of the *Superintendent's Annual Report* and displays pupil-teacher ratios for classroom teacher positions. Teaching positions includes classroom, homebound, media, and technology instructional teachers.

### Section 3: Administrative, Service, and Support Personnel Positions

This section corresponds to Table 18 of the *Superintendent's Annual Report* and displays the number of administrative, service, and support personnel.

## Supplemental Schedules

### **Schedules A & B: Special Education and Related Services**

As of fiscal year 2013, the ASRFIN no longer collects the data used for IDEA Maintenance of Effort monitoring (MOE). The Office of Financial and Data Services, within the Division of Special Education and Student Services of the Virginia Department of Education, has developed a separate application to capture this data and perform the MOE tests. Questions related to a division's IDEA MOE requirement should be directed to Ms. Tracie Coleman at [tracie.coleman@doe.virginia.gov](mailto:tracie.coleman@doe.virginia.gov) or at 804-225-2704.

Consequently, the MOE tests in Schedules A and B are no longer part of the ASRFIN template. The data in Schedules A and B are now used only for reporting requests and the calculation of state Foster Care payments. For Schedules A and B, report all expenditures associated with the special education students your division serves. December 1, 2016, child counts shown on this schedule are the serving child counts.

These schedules must include all costs associated with providing special education and related services to served children and youth with disabilities that are above and beyond the costs of providing regular education programs to nondisabled students. Please do not include costs associated with capital outlay or regular education programs and services in these schedules.

### ***Schedule A – Top Half of Page***

Expenditures for special education and related services must be reported by source of funds (federal, state, and local) in Schedule A. Each entry must represent actual expenditures and be consistent with federal and state definitions of special education and related services. Enter data in the white cells; the green cells will automatically calculate totals for each fund source. Error checks have been added to Schedule A to ensure that state and federal expenditures reported in Schedule A are not less than reported revenue for state SOQ Special Education funding (revenue

source code 240212) or for federal Special Education Title VI-B (revenue source code 84027). “Related services” are defined in §22.1-213, *Code of Virginia*:

*“Related services” means transportation and such developmental, corrective, and other supportive services as are required to assist a disabled child to benefit from special education, including speech pathology and audiology, psychological services, physical and occupational therapy, recreation, early identified and assessment of disabilities in children, counseling services and medical services for diagnostic or evaluation purposes. The term also includes school health services, social work services in schools, and parent counseling and training.*

**Figure 16. Schedule A – Special Education Expenditure by Fund Source**

SCHEDULES A & B - SPECIAL EDUCATION EXPENDITURES FOR FISCAL YEAR 2017				
Report all <u>operational</u> expenditures (by local, state, and federal fund sources) incurred during the fiscal year to provide special education and related services to students with Individualized Education Programs (IEPs). Include all personal services (salaries/benefits) expenditures for school division personnel that provided direct special education instruction, support services, or supervision/administration of the special education program. Include any purchased service expenditures for external contractors/consultants that provided services to the special education program. Also include other non-capitalized non-personal costs (supplies, materials, equipment, etc.) expended in direct support of the special education program. <u>Do not include capital expenditures in this schedule. THESE EXPENDITURES SHOULD CORRESPOND WITH THE STUDENTS THAT YOUR DIVISION SERVES.</u>				
Please note: The Office of Financial and Data Services, within the Division of Special Education and Student Services of the Virginia Department of Education, will collect the data necessary to perform Maintenance of Effort tests for the fiscal year.				
Division/Regional Name: <input type="text" value="0"/>			Contact Person: <input type="text"/>	
Division/Regional Number: <input type="text" value="000"/>			Telephone Number: <input type="text"/>	
SCHEDULE A				
Report of Federal, State, and Local Funds Expended for Special Education and Related Services Fiscal Year 2017				
Note: this data will NOT be used for MOE purposes and should correspond to the students that your division serves (not legally responsible for). Do not include capital expenditures				
FUND SOURCE	SPECIAL EDUCATION EXPENDITURES	RELATED SERVICES EXPENDITURES	TOTAL EXPENDITURES Fiscal Year 2017	TOTAL EXPENDITURES REPORTED BY DIVISION ON FY 2016 ASRFIN
FEDERAL FUNDS			0.00	
STATE FUNDS			0.00	
LOCAL FUNDS			0.00	
<b>GRAND TOTAL</b>			0.00	0.00

Enter expenditures by fund source in these columns only.

***Schedule B – Bottom Half of Page***

Once you have determined the total federal, state, and local expenditures for special education and related services in Schedule A, allocate this total across all disability categories listed in Schedule B. Serving December 1 child count data will load automatically in column C to assist school divisions in coding special education expenditures by disability category. Per pupil expenditures for each disability category will be calculated using the expenditure information entered in column A and the December 1 child counts by disability category. In addition, error checks have been added to Schedule B to prompt school divisions when child count data for a certain disability category is reported without corresponding expenditures. Error checks are also

included to prevent similar per pupil expenditure values for most or all disability categories. Because the per pupil expenditure data is used to calculate some state payments to localities, as well as in reporting to both the U. S. Department of Education and the General Assembly, every effort should be made to allocate expenditures as accurately as possible across disability categories.

Expenditure data provided in rows 23 through 36 should include professional personnel, para-professional personnel, indirect personnel costs, travel, materials, equipment, tuition payments, transportation, and any other expenditure that can be attributed to a particular disability area. Disability Category, #14. Support Services should include administrators and all expenditures associated with the administration of special education programs, student testing and evaluation, delivery of related services, and all other expenditures that cannot be attributed to a specific disability area in #1 through #13 (rows 23 through 36), for those students served by your division.

Note that the grand total in Schedule A must equal the grand total in Schedule B (see *Figure 17* below).

**Figure 17. Schedules A and B– Special Education Expenditures**

SCHEDULE A Report of Federal, State, and Local Funds Expended for Special Education and Related Services Fiscal Year 2017				
Note: this data will NOT be used for MOE purposes and should correspond to the students that your division serves (not legally responsible for). Do not include capital expenditures				
FUND SOURCE	SPECIAL EDUCATION EXPENDITURES	RELATED SERVICES EXPENDITURES	TOTAL EXPENDITURES Fiscal Year 2017	TOTAL EXPENDITURES REPORTED BY DIVISION ON FY 2016 ASRFIN
FEDERAL FUNDS			0.00	
STATE FUNDS			0.00	
LOCAL FUNDS			0.00	
<b>GRAND TOTAL</b>			0.00	0.00

SCHEDULE B Itemized Expenditures by Disability Category for Fiscal Year 2017 (Distribution of Fund Total from Schedule A)				
Note: this data will NOT be used for MOE purposes and should correspond to the students that your division serves (not legally responsible for). Do not include capital expenditures				
EXPENDITURES	DISABILITY CATEGORY	DEC 1, 2016 CHILD COUNT (Unduplicated, 0-22 years, serving)	PER PUPIL EXPENDITURE	
	1. INTELLECTUALLY DISABLED (formerly MR)			
	2. HEARING IMPAIRMENTS			
	3. SPEECH OR LANGUAGE IMPAIRMENTS			
	4. VISUAL IMPAIRMENTS			
	5. EMOTIONAL DISTURBANCE			
	6. ORTHOPEDIC IMPAIRMENTS			
	7. OTHER HEALTH IMPAIRMENTS			
	8. SPECIFIC LEARNING DISABILITIES			
	9. DEAF-BLINDNESS			
	10. MULTIPLE DISABILITIES			
	11. AUTISM			
	12. TRAUMATIC BRAIN INJURY			
	13. DEVELOPMENTALLY DELAYED			
	14. SUPPORT SERVICES	N/A	N/A	
0.00	<b>15. GRAND TOTAL (Must equal grand total in Schedule A)</b>			

Schedule A total must equal Schedule B total

### **Schedule C: School Nurses**

The information provided in Schedule C is used to calculate licensed school nurse (LPNs, RNs, or Nurse Practitioners) hours per day and days per year for full-time employees. Divisions or programs that report full time equivalent (FTE) school nurse positions under Function Code 62200, object code 1131 on the District FTE Positions Worksheet must enter the hours per day, days per year, and total number of FTE school nurse positions employed by the division/program. Please do not include the unlicensed positions and expenditures from object code 1134; for purposes of the ASRFIN, only licensed nurses should be reported in Schedule C. Do not include volunteers or unlicensed personnel such as clinic aides.

If the hours per day/days per year differ among nursing positions, indicate the number of FTE positions and the corresponding hours per day/days per year for each group (a weighted average will be calculated across the different staffing groups). Round any minutes beyond whole hours to a decimal (e.g., 7 hours, 15 minutes = 7.25 hours).



**Figure 18. Schedule C – School Nurse Staffing**

Schedule C – School Nurse Staffing Fiscal Year 2017	
Division Name	0
Division Number	000
LICENSED SCHOOL NURSE POSITIONS - HOURS PER DAY/DAYS PER YEAR/NUMBER OF FTE	
<p><b>Instructions:</b> To be completed by all school divisions. Those divisions/programs reporting full time equivalent (FTE) school nurse positions under Function Code 62200, object code 1131 on the District FTE Positions Worksheet of the Annual School Report template should enter below the hours per day, days per year, and total number of FTE positions directly employed by the division/program. If the hours per day/days per year differ among nursing positions, indicate the number of FTE positions and the corresponding hours per day/days per year for each group (a weighted average will be calculated across the different staffing groups). Round any minutes beyond whole hours to a decimal (i.e., 7 hours, 15 minutes = 7.25 hours). If your division/program did not directly employ school nurses on the division/program payroll in this fiscal year, please remember to select 'None' in the drop-down boxes on row 43 and 54, below."</p> <p><b>Important:</b> For purposes of the ASR, <u>only licensed nurses (LPNs, RNs, and Nurse Practitioners only)</u> should be reported in Schedule C. Do not include volunteers or non-licensed personnel such as clinic aides.</p>	
GROUP 1:	
Licensed School Nurse Full-time Equivalent Position =	hours employed per day (Per FTE)
Licensed School Nurse Full-time Equivalent Position =	days employed per year (Per FTE)
Total Licensed School Nurse Full-time Equivalent Positions in Group 1 =	number of Group 1 FTE
GROUP 2:	
Licensed School Nurse Full-time Equivalent Position =	hours employed per day (Per FTE)
Licensed School Nurse Full-time Equivalent Position =	days employed per year (Per FTE)
Total Licensed School Nurse Full-time Equivalent Positions in Group 2 =	number of Group 2 FTE
GROUP 3:	
Licensed School Nurse Full-time Equivalent Position =	hours employed per day (Per FTE)
Licensed School Nurse Full-time Equivalent Position =	days employed per year (Per FTE)
Total Licensed School Nurse Full-time Equivalent Positions in Group 3 =	number of Group 3 FTE
GROUP 4:	
Licensed School Nurse Full-time Equivalent Position =	hours employ
Licensed School Nurse Full-time Equivalent Position =	days employ
Total Licensed School Nurse Full-time Equivalent Positions in Group 4 =	number of G
FINAL WEIGHTED AVERAGE	
Licensed School Nurse Full-time Equivalent Position =	0.00 hours employ
Licensed School Nurse Full-time Equivalent Position =	0.00 days employ
<p>If no licensed nurses were on school division/program payroll during the fiscal year, please select 'None' in cell E43 at right --&gt;</p>	
SECTION 2: ESTIMATED LICENSED SCHOOL NURSE HOURS PROVIDED BY LOCAL HEALTH DEPARTMENT PAID FROM ALL FUNDS	
<p>Please enter the total licensed school nurse (LPNs, RNs, &amp; Nurse Practitioners) hours provided to students by local health department nurses from all fund sources on Row 48 below. These hours may include hours provided by licensed school nurses from other community health departments outside the division's specific county or city. Of that total, please enter the total school nurse hours provided by local health department nurses that were paid from State funds received from the State Health Department in the reporting fiscal year.</p>	
Please enter the total school nurse hours provided to students by local health department licensed nurses (all fund sources).	
Of the total hours entered on row 48 above, please enter the total local health department hours that were funded from State funds other than funds provided by DOE	
<b>DOE and local health department Hours</b>	0.00
<p>If no licensed local health department nursing services were provided during the fiscal year, please select 'None' in cell E54 at right --&gt;</p>	

If your division did not employ any licensed school nurses on the division/program payroll in FY 2017, please remember to select "None" in the dropdown here.

Section 2, "Estimated School Nurse Hours Provided by Local Health Department Paid from All Funds," is once again required for the fiscal year 2017 ASRFIN data collection. This data is necessary for calculating base-year school nurse costs for the Standards of Quality budget each

biennium. First include the total local health department hours and then on the next line those hours paid from state funds received from the State Health Department. The locally funded hours will automatically compute. If there were no local health department nursing services provided in fiscal year 2017, please select “None” in the dropdown in cell E43.

Schedule C: School Nurses edit check was modified to accommodate divisions that purchase their school nurse services from external providers other than the local health department. If a division reports expenditures under Purchased Services – School Nurses (Function 62200, Object 3010), the division may select “None” in both dropdown boxes on Schedule C, indicating that the division did not have any licensed nurses on school division payroll, nor did the division provide any licensed local health department nursing services.

### **Schedule D: Health Care Costs**

The information provided in this schedule is used to compile the average **employer** health care cost **per employee**. Please enter the employer health care premium costs paid by the school division per employee (include instructional and support employees) in fiscal year 2017. Please include the cost of the total health care package offered including coverage for hospitalization, prescriptions, vision, dental, and other covered items. If multiple plans or policies with different premium costs exist, categorize all individual plans into the appropriate plan category and divide the total employer cost of the plans by the total number of position FTEs for an average per employee cost.

After entering the total employer cost of all three plans, please enter the number of full time equivalent employees who participate in each of the categories. This information will be used for a more accurate calculation of the weighted average employer health care cost per employee for use in the determination of Standards of Quality funding each biennium.

### **Schedules E and E.2: Required Local Effort and Required Local Match**

Item 139 of Chapter 836, 2017 Acts of Assembly, directs the Department of Education to collect data to verify that school divisions have appropriated and spent adequate funds to support the estimated required local expenditure in support of the SOQ. Only regular school divisions (numbers 1 to 207) are required to submit this schedule (not regional programs).

Please note that the data for Schedule E (Required Local Effort) is populated as school divisions complete the ASRFIN Excel template and does not require any additional data entry for completion.

The data for Schedule E.2 (Required Local Match) is largely based on the data that has been entered by the school division as well. However, this schedule has been modified to allow entry of data pertaining to pre-kindergarten expenditures in order to account more accurately for local funds expended toward meeting the Required Local Match for the Virginia Preschool Initiative (VPI) program. Schedule E.2 now collects four pieces of data with regard to VPI.

First, some federal revenues (for example, Title I and Head Start) are permitted for use toward both K-12 and pre-kindergarten expenditures. However, in previous versions of the ASRFIN Excel template, the full amount of some of these revenues (all Head Start revenues and a designated portion of Title I) were deducted in Section 3 of Schedule E as federal funds used for K-12 expenditures. Schedule E.2 now provides the opportunity to designate a portion of total federal revenues as having been expended for pre-kindergarten (Program 8) programs. The amount entered in this cell on Schedule E.2 is excluded from the federal revenue deduction in Schedule E, and will consequently alter the Net Local Expenditures for Operations value that is used to evaluate whether your division has met its local effort and local match requirements. Previously, this cell only captured the portion of Title I funds used for pre-kindergarten purposes; it has been expanded to account for *any* federal revenues used for pre-kindergarten (Program 8). Please note that only Program 8 pre-kindergarten expenses paid with federal funds should be itemized here, and Program 2 (Special Education) pre-kindergarten expenses should not be included.

The amount entered for federal pre-kindergarten expenditures cannot exceed the total amount of federal revenues. In addition, the amount entered for local VPI expenditures must not exceed the total pre-kindergarten (Program 8) expenditures. Finally, the amount entered for in-kind contributions cannot exceed 25 percent of the division's Required Local Match for VPI.

Second, expenditures for VPI cannot be counted toward a division's Required Local Effort and are therefore excluded from calculations on Schedule E. However, local funds spent for VPI may qualify toward the division's required local match for the VPI program only. Schedule E.2 has been modified to allow VPI expenditures from local funds to satisfy the VPI Required Local Match.

Finally, the guidelines for the VPI program allow in-kind contributions to be applied toward a division's Required Local Match for VPI. The following paragraph provides more detail on the definition of in-kind contributions (please see Superintendent's Memo #095-10, dated April 23, 2010, for more information).

In-kind contributions are defined as cash outlays that are made by the locality that benefit the program, but are not directly charged to the program. The value of fixed assets cannot be considered as an in-kind contribution. In-kind contributions are:

1. Limited to no more than 25 percent of the total local match requirement;
2. Justified in the program plan as necessary and reasonable for proper and efficient implementation of the program;
3. Verifiable from the recipient's records;
4. Not included as contributions for any other federally-assisted or state-assisted project or program; and
5. Not paid by the federal government or state government under another award.

If your division has made in-kind contributions toward the Required Local Match for VPI, click on "Yes" in cell F41 of Schedule E.2. In the new data entry cell that appears (cell F44); enter the

value of the division's in-kind contribution (see *Figure 19*). An error check has been added to prevent entries that exceed 25 percent of the division's Required Local Match amount for VPI.

**Figure 19. Schedule E.2 – Required Local Match for VPI**

<b>SCHEDULE E.2 - CALCULATION OF EXPENDITURES FOR OPERATIONS FROM LOCAL FUNDS IN SUPPORT OF THE DIVISION'S REQUIRED LOCAL MATCH Fiscal Year 2017 (Based on Chapter 836, 2017 Acts of Assembly)</b>			
Div Num	Division	Appropriation Authority	
000	0		
Please complete Section 2 below by providing the following information. Enter the amount of federal revenues expended for pre-kindergarten programs in cell F37 and your expenditures from local funds for VPI in cell F39. Also indicate in cell F41 whether your division applied an in-kind contribution toward its Required Local Match for VPI. If you select Yes, enter the value of the in-kind contribution in cell F44. Please see Attachment B of Superintendent's Memo XXX-17 for requirements regarding in-kind contributions. The remaining information is populated as you complete the ASR.			
<b>From Schedule E: Required Local Effort</b>			
Net Local Expenditures for Operations		\$0.00	
Required Local Effort for SOQ Accounts		\$0.00	
Local Expenditures for Operations in Excess of Required Local Effort Available for Required Local Match		\$0.00	
<b>SECTION 1: Total Funds Available to Meet Local Match Requirements</b>			
TOTAL Funds Available for Incentive and Lottery Funded Programs (Local Matches) <sup>1</sup>			\$0.00
This value reflects the total amount of local expenditures available for meeting the local match requirements for optional Lottery funded programs <u>after</u> Required Local Effort was met.			
<b>SECTION 2: Calculation of Required Local Match Compliance for Lottery Funded Accounts</b>			
Estimated Required Local Match for <u>Virginia Preschool Initiative</u> <sup>2</sup> :	FY 2017 Required Local Match	Local Matching Funds Available	0's Required Local Match Status for Virginia Preschool Initiative
Virginia Preschool Initiative		\$0.00	Sufficient Local Funds Appropriated to meet Required Local Match.
You reported \$0 in Federal revenues. Please enter the amount of Federal revenues (any type of federal revenue) expended for pre-kindergarten programs (enter 0 if none). Only enter expenditures for non-special education (Program 8). PLEASE BE AWARE THAT THE AMOUNT ENTERED HERE WILL ALTER SCHEDULE E.		\$ -	
You reported \$0 in Program 8 (Pre-kindergarten) expenditures. Excluding capital expenditures, State revenue for VPI, and federal revenues used for Pre-kindergarten, \$0 is available for designation as Local VPI expenditures only. Please enter the amount of Local CASH funds expended for VPI.			
Did 0 apply an in-kind contribution toward its Required Local Match for VPI?		Please Select 'Yes' or 'No'	
Estimated Required Local Match for <u>Incentive and Lottery Funded Programs</u> :	FY 2017 Required Local Match	Local Matching Funds Available	0's Required Local Match Status for Other Optional Accounts
At-Risk		\$0.00	Insufficient Local Funds Appropriated to meet Required Local Match.
Math and Reading Instructional Specialist Initiative		\$0.00	
Early Reading Specialists Initiative		\$0.00	
K-3 Primary Class Size Reduction		\$0.00	
<sup>1</sup> The total funds available after required local effort is met are the total funds available for local match requirements from Incentive and Lottery funded programs. Required local match for Incentive and Lottery funded programs may only be met with operational funds; local capital funds cannot be used to support these optional program local matches. <sup>2</sup> The total funds available for Virginia Preschool Initiative Local Match equal total Program 8 (Pre-kindergarten) expenditures, excluding capital expenditures, less the following: state revenue for VPI (as reported on line 24029), state revenue from the Additional Activities with Retirement Incentive, & Preschool account expended for Pre-kindergarten programs, as entered on line 35; entered for local matching expenditures may be applied ONLY to VPI.			
Enter the amount of local expenditures for VPI.		Enter the amount of federal pre-kindergarten expenditures (Program 8).	
Enter the value of the division's in-kind contribution toward the Required Local Match for VPI.			

## Schedule F: Regional Programs

Only regional programs (or fiscal agents on behalf of regional programs) must complete Schedule F. If you are completing an ASRFIN Excel template for a school division, Schedule F should not be available in your ASRFIN Excel template.

If you are completing an ASRFIN Excel template for a regional program, you will be asked whether the program received tuition payments from participating school divisions. Most regional programs should answer “yes” (*Figure 20*) to this question since financial support for most regional programs involves tuition payments from participating school divisions, as well as FTEs and other nonpersonal expenditures made by participating school divisions on behalf of the regional program.

Any expenditure made by a participating school division to provide resources for a regional program must be reported on the regional program’s ASRFIN Excel template. Financial support from a participating division must be reported as tuition payments made to the regional program and reported by the regional program in revenue code 1901010 on the worksheet titled “Revenues.”

**Figure 20. Schedule F – Tuition Receipt**

**Schedule F - Regional Program Allocations**  
Regional Career and Technical and Special Education Programs, Regional Governor's Schools, and Regional Alternative Education Programs

Name of Regional Program: 0  
Regional Program Number: 000

**Did you receive any tuition payments from participating school divisions (excluding payments through payments of state or federal funds from its fiscal agent) for fiscal year 2017?** Please Select 'Yes' or 'No'

The school divisions that participated in a regional program in the previous fiscal year have been pre-loaded and the percent of service is provided for information only. Please enter the revenue received from participating school divisions for tuition (adding or deleting any additional school divisions as appropriate). To add a division, simply key in the division number in column B. To delete a participating division, delete the division number from Column B. If you are not sure of the division number, use the scroll box provided below to find the division number. The total revenue should correspond to the revenue reported under 1901010. Please coordinate with the school divisions as necessary to ensure that you are accurately recording tuition revenues paid for tuition for the fiscal year. Please note that you will need to provide this information in the "Required Fields" section below.

[CLICK HERE TO RESET FORM](#)

Most regional programs should answer “yes” to this question since financial support for most regional programs involves tuition payments, FTEs and other nonpersonal expenditures made by participating school divisions on behalf of or to the regional program.

***If you answer “yes” to the question, “Did your division receive any tuition payments from participating school divisions...?”:***

It is recommended that you fill out the “Revenues” worksheet of the ASRFIN Excel template before completing Schedule F. You are required to provide information on the revenues (in source code 1901010) that were received from school divisions participating in the regional program. When you select “yes” on Schedule F, you should click "OK" when prompted with a message concerning tuition revenues, and the ASRFIN Excel template will automatically take you to the Revenues worksheet to enter the tuition revenue data.

If you fill out the revenue section before completing Schedule F, the schedule will direct you to allocate a percent of service to each participating school division based upon tuition revenues. If

you later find that you are in error and need to base the percent of service on the number of students because no tuition revenues were received in fiscal year 2017, then you need to:

1. Delete your entry in source code 1901010 on the "Revenues" worksheet;
2. Go back to Schedule F; and
3. Select Cancel when prompted with a message box concerning tuition revenues.
4. Then, you will be required to provide information concerning the *number of students* attending the regional program from each participating school division.

If you later find that you are in error and need to base the percent of service on tuition revenues, then you need to click the "Reset Form" hyperlink button at the top of the schedule and answer "yes" to the tuition question.

**Figure 21. Schedule F – Tuition Received**

Schedule F - Regional Program Allocations  
Regional Career and Technical and Special Education Programs, Regional Governor's Schools, and Regional Alternative Education Programs

Name of Regional Program  [CLICK HERE TO RESET FORM](#)

Regional Program Number

The school divisions that participated in a regional program in the previous fiscal year have been pre-loaded and the percent of service is provided for information only. Please enter the revenue received from participating school divisions for tuition (adding or deleting any additional school divisions as appropriate). To add a division, simply key in the division number in column B. To delete a participating division, delete the division number from Column B. If you are not sure of the division number, use the scroll box provided below to find the division number. The total revenue should correspond to the revenue reported under 1901010. Please coordinate with the school divisions as necessary to ensure that you are accurately recording tuition revenues paid for tuition for the fiscal year. Please note that you will need to provide this information in the "Required Fields" section below.

Use the drop down menu to select in division numbers to enter in column B. The menu is for reference purposes only.

Division #	School Division	2015-2016 Percentage	2016-2017 Percentage	Enter the Revenues Received for FY 2016 from Each Division	Date Confirmed With School Division	Name of Contact Person in the Participating School Division Who Confirmed Amount	Phone Number of Contact Person in Participating Division
<input type="text"/>	<input type="text"/>	<input type="text"/>	0.00%	0.00	<input type="text"/>	<input type="text"/>	<input type="text"/>
<input type="text"/>	<input type="text"/>	<input type="text"/>	0.00%	0.00	<input type="text"/>	<input type="text"/>	<input type="text"/>
<input type="text"/>	<input type="text"/>	<input type="text"/>	0.00%	0.00	<input type="text"/>	<input type="text"/>	<input type="text"/>

Tuition revenues were preloaded from revenue source code 1901010 on the "Revenues" worksheet.

Enter the revenues received for FY 2017 from participating school divisions.

***If you answer "no" to the question, "Did your division receive any tuition payments from participating school divisions...?"***

If you answer "no" to the tuition question, you will be required to provide information concerning the number of students attending the regional program from each participating school division. If you later find that you are in error and need to base the percent of service on tuition revenues, then you need to click the "Reset Form" button at the top of the schedule and answer "yes" to the tuition question.

**Figure 22. Schedule F – No Tuition Received**

**Schedule F - Regional Program Allocations**  
 Regional Career and Technical and Special Education Programs, Regional Governor's Schools, and Regional Alternative Education Programs

Name of Regional Program:

Regional Program Number:

[CLICK HERE TO RESET FORM](#)

**Did you receive any tuition payments from participating school divisions (excluding pass-through payments of state or federal funds from its fiscal agent) for fiscal year 2017?**  No

The school divisions that participated in a regional program in the previous fiscal year have been pre-loaded and the percent of service is provided for information only. Please enter the revenue received from participating school divisions for tuition (adding or deleting any additional school divisions as appropriate). To add a division, simply key in the division number in column B. To delete a participating division, delete the division number from Column B. If you are not sure of the division number, use the scroll box provided below to find the division number. The total revenue should correspond to the revenue reported under 1901010. Please coordinate with the school divisions as necessary to ensure that you are accurately recording tuition revenues paid for tuition for the fiscal year. Please note that you will need to provide this information in the "Required Fields" section below.

Use the drop down menu below to look up division numbers to enter in column B. This menu is for reference purposes only.

				Required Fields:			
Division #	School Division	2015-2016 Percentage	2016-2017 Percentage	Enter the Number of Students from Each Division.	Date Confirmed With School Division	Name of Contact Person in the Participating School Division Who Confirmed Amount	Phone Number of Contact Person in Participating Division
<input type="text"/>	<input type="text"/>	<input type="text"/>	0.00%	<input type="text" value="0"/>	<input type="text"/>	<input type="text"/>	<input type="text"/>
<input type="text"/>	<input type="text"/>	<input type="text"/>	0.00%	<input type="text" value="0"/>	<input type="text"/>	<input type="text"/>	<input type="text"/>
<input type="text"/>	<input type="text"/>	<input type="text"/>	0.00%	<input type="text" value="0"/>	<input type="text"/>	<input type="text"/>	<input type="text"/>

No tuition revenues were reported in revenue source code 1901010 on the "Revenues" worksheet.

Enter the number of students in FY 2017 from participating school divisions.

Schedule F also requires school divisions to verify the date of confirmation, contact person and telephone number for every participating school division listed by a regional program. This information is required and an error check will prohibit completion of the ASRFIN Excel template if these fields are not completed for every school division included in this schedule. Required fields include:

- Date Confirmed With School Division
- Name of Contact Person in the Participating School Division Who Confirmed Amount
- Phone Number of Contact Person in Participating Division

**Schedule G: Capital Outlay**

The information provided in this schedule is used for calculating Table 15 (Total and Per Pupil Expenditures for Operations) of the *Superintendent's Annual Report for Virginia* and for calculating capital expenditure exclusions on Schedule E (Required Local Effort) in the 2016-2017 ASRFIN. Both Table 15 and Required Local Effort are based on operational costs and exclude federal or state funds expended for capital and debt service.

School divisions must specify the fund type (federal, state, or local) used for capital expenditures by various applicable functions and sub-functions. The portion of the following capital expenditures reported in your 2016-2017 ASRFIN that was paid from federal or state funds will be excluded from Table 15, as well as from the Required Local Effort calculation:



- **Capital Outlay Replacements for Facilities:**
  - Facilities - functions 66100-66600: object codes 8100-8130
  - Technology for Facilities – sub-function 68800: object codes 8100-8130
  - Contingency Reserve for Facilities – sub-function 69800: object codes 8100-8130
  - Loans, Bonds or Temporary Financings – revenue codes 4104010, 4104020, 4104030, 4014040 – object codes 8100-8130
- **Capital Outlay Additions for All Functions:**
  - Object codes 8200 through 8230
- **Debt Service:**
  - Sub-function 67100: all object codes

**Figure 23. Schedule G – Capital Outlay**

**Schedule G**  
**Capital Outlay (Objects 8100-8130 and 8200-8230) & Debt Service/Capital Lease Expenditures by Fund Source**  
**Fiscal Year 2017**

Division Name:   
 Division Number:

The information provided in this schedule will be used in calculating Table 15 of the Superintendent's Annual Report for Virginia (*Sources of Financial Support for Expenditures, Total Expenditures for Operations*) as well as Required Local Effort. Both Table 15 and Required Local Effort are based on open expenditures reported in this Reserve - 69800) that were paid from Object Code 8200 (all functions) should be entered in cells "J25", "J27", and "J29" that should be entered in cell "J35".

**Enter the amount of expenditure from the stated functions/objects paid from federal funds here.**

**Enter the amount of expenditure from the stated functions/objects paid from state funds here.**

**Enter the amount of expenditure from the stated functions/objects paid from loans, bonds, or temporary financing.**

**Total expenditures paid from local funds" will automatically populate/ calculate.**

<b>Total Expenditures in Object Codes 8100 through 8130 (Function 66000 and Sub-Functions 68800 and 69800):</b>		<b>0.00</b>
Please enter the amount of total expenditures from row 13 above (Objects 8100 through 8130) paid from <b>Federal Funds</b> :	<input type="text"/>	<input type="text"/>
Please enter the amount of total expenditures from row 13 above (Objects 8100 through 8130) paid from <b>State Funds</b> :	<input type="text"/>	<input type="text"/>
Please enter the amount of the total expenditures from row 13 above (Objects 8100 through 8130) paid from <b>Loans, Bonds or Temporary Financings</b> (Revenue Codes 4104010, 4104020, 4104030, 4104040):	<input type="text"/>	<input type="text"/>
<b>Total expenditures from row 13 above (Objects 8100 through 8130) paid from Federal Funds:</b>	<input type="text"/>	<b>0.00</b>
<b>Total Expenditures in Object Code 8200 through 8230:</b>	<input type="text"/>	<b>0.00</b>
Please enter the amount of total expenditures from row 23 above (Objects 8200 through 8230) paid from <b>Federal Funds</b> :	<input type="text"/>	<input type="text"/>
Please enter the amount of total expenditures from row 23 above (Objects 8200 through 8230) paid from <b>State Funds</b> :	<input type="text"/>	<input type="text"/>
Please enter the amount of the total expenditures from row 23 above (Objects 8200 through 8230) paid from <b>Loans, Bonds or Temporary Financings</b> (Revenue Codes 4104010, 4104020, 4104030, 4104040):	<input type="text"/>	<input type="text"/>
<b>Total expenditures from row 23 above (Objects 8200 through 8230) paid from Local Funds:</b>	<input type="text"/>	<b>0.00</b>
<b>Total Expenditures in Sub-Function 67100 (Debt Service):</b>	<input type="text"/>	<b>0.00</b>
Please enter the amount of total expenditures from row 33 above (Sub-Function 67100) paid from <b>Federal Funds</b> :	<input type="text"/>	<input type="text"/>
Please enter the amount of total expenditures from row 33 above (Sub-Function 67100) paid from <b>State Funds</b> :	<input type="text"/>	<input type="text"/>
<b>Total expenditures from row 33 above (Sub-Function 67100) paid from Local Funds:</b>	<input type="text"/>	<b>0.00</b>

The capital outlay replacement expenditures reported in your 2016-2017 ASRFIN for facilities' sub-functions 66100-66600, 68800, 69800, object codes 8100 through 8130 that were paid from federal funds, should be entered in cell "J15;" expenditures from these function-object combinations from state funds should be entered in cell "J17."

Capital outlay addition expenditures reported in all functions, object code 8200 through 8230, that were paid from federal funds should be entered in cell "J25;" expenditures from these function-object combinations from state funds should be entered in cell "J27."

Debt service and capital lease expenditures reported in sub-function 67100 that were paid from state funds should be entered in cell "J33." Do not include school construction loans from the Literary Fund or Virginia Public School Authority as state funds. School construction loans from the Literary Fund and VPSA are considered local funds.

## **Schedule H: Textbook Revenues and Expenditures**

The information provided in this schedule details the fiscal year 2017 revenues and expenditures for textbooks, and provides information on budgeted textbook revenues and expenditures in fiscal year 2018. The school division must enter other state, local, or other revenues received by the school division. Similarly, textbook expenditures for fiscal year 2017 will automatically populate in cells "B22," "B24," and "B26." Your school division cannot report expenditures that exceed total reported revenues. An edit check will stop your submission if reported expenditures are greater than reported revenues. Please note that all funds controlled by the local school board must be reported on this schedule, including separate textbook funds outside of the regular operating funds. Also note that §22.1-251, *Code of Virginia*, prohibits charging student fees for required textbooks and workbooks. In addition, other student fees are prohibited as indicated in [Supt's Memo No. 103-13](#), dated April 19, 2013. Please refer to Attachments B and C of [Adm. Supt's Memo No. 15](#), dated March 30, 2001, for guidance on permissible student fees.

**Figure 24. Schedule H – Textbook Revenues and Expenditures**

Schedule H Survey on Textbook Revenues and Expenditures		
0		000
DIVISION NAME	DIVISION NUMBER	
<b>Note:</b> All funds controlled by the local school board must be reported on this schedule, including separate textbooks funds outside of the regular operating fund.		
I. Textbook Revenues:	ACTUAL FY 2017	BUDGETED FY 2018
A. Beginning-of-Year Balances	-	
B. State SOQ and Lottery Textbook Funds	-	
C. Other State Funds		
D. Local Funds <i>(including transfers from escrow accounts)</i>		
E. Other Funds <i>(excluding state or local funds)</i>		
<div style="border: 1px solid black; padding: 5px; width: fit-content; margin: 10px auto;">                     The green-shaded cells will automatically populate with revenue and expenditure data.                 </div>		
II. Textbook Expenditures:	ACTUAL FY 2017	BUDGETED FY 2018
A. Object code <a href="#">6020</a> (Textbooks and Workbooks), Sub-Functions <a href="#">61100</a> , <a href="#">61210</a> , <a href="#">61230</a> , <a href="#">61320</a> , and <a href="#">69000</a> on the ASR	-	
B. Object code <a href="#">6030</a> (Instructional Materials), Sub-Functions <a href="#">61100</a> , <a href="#">61210</a> , <a href="#">61230</a> , <a href="#">61320</a> , and <a href="#">69000</a> on the ASR	-	
C. Object code <a href="#">6040</a> (Technology - Software/Online Content), Sub-Functions <a href="#">68100</a> , <a href="#">68200</a> , and <a href="#">69000</a> on the ASR	-	
<div style="border: 1px solid black; padding: 5px; width: fit-content; margin: 10px auto;">                     School divisions must enter budgeted FY 2017 information in this column.                 </div>		
<b>Please Note:</b> §22.1-243, <i>Code of Virginia</i> , prohibits charging student fees for required textbooks and workbooks. In addition, other student fees are prohibited as indicated in Supt's. Memo No. 103-13, dated April 19, 2013. Please refer to Attachments B and C of Adm. Supt's. Memo No. 15, dated March 30, 2001, for guidance on permissible student fees.		

**Schedule I: FY 2017 Salary Survey**

The information provided in this schedule is used to compile the annual salary report that is due to the General Assembly the first day of each General Assembly session (Item 139 of Chapter 836, 2017 Acts of Assembly). Schedule I must be received by the ASRFIN due date (September 15, 2017) to ensure that your school division is included in the annual salary report, which is provided to the Governor and the Chairmen of the Senate Finance and House Appropriations Committees. The information provided in this schedule will also be used to complete Table 19 (Total Instructional Positions and Average Annual Salaries) of the *Superintendent's Annual Report for Virginia*.

The “Fiscal Year 2017 Actual” column will automatically populate with data entered in prior ASRFIN expenditure and FTE worksheets. You are also asked to provide information on budgeted salary expenditures and FTEs for fiscal year 2017. Please note that the "Fiscal Year 2017 Actual" column must be populated with this data before the spreadsheet will allow you to enter data in the "Fiscal Year 2018 Budgeted" column. Do not attempt to complete Schedule I until all expenditure and FTE data has been entered in prior ASRFIN expenditure and FTE worksheets.

**Figure 25. Schedule I – Salary Survey**

**Schedule I**

**FISCAL YEAR 2017 SALARY SURVEY:** Item 139 of Chapter 836, 2017 Amended Acts of Assembly, requires the Superintendent of Public Instruction to provide a report on the status of teacher salaries, by local school division, to the Governor and the Chairmen of the Senate Finance and House Appropriations Committees each year of the biennium. The information provided in this schedule will also be used to complete Table 19 of the Superintendent’s Annual Report for Virginia ( *Total Instructional Positions and Average Annual Salaries* ). **Please note that the "Actual" column D must be populated with expenditure data (column will automatically tabulate based on data entry in prior ASR expenditure sheets) before the spreadsheet will allow you to enter data in the "Budgeted" column F.**

<b>Division / Regional Name</b>	<b>Division / Regional Number</b>
0	000

**Section A: Teaching Personnel**  
**Compensation Reporting under the Budgeted column:** Include compensation paid for all teaching personnel defined as classroom teachers (regular education, remedial education, special education including special educational pre-kindergarten, vocational education, gifted education, music, art, and physical education teachers, other subject area teachers); homebound teachers; technology instructors; guidance counselors; and librarians for regular day schools, regardless of the source of funds (local, state, federal, other) for the indicated range (elementary, secondary or district). Please do not include classroom teachers for summer school, adult education, non-special education pre-kindergarten, or other educational programs that do not fit the categories listed above in this survey. Include budgeted expenditures for object code 1120 for functions 68100 and 68200 in your calculations.  
**FTE Position Reporting under the Budgeted column:** Please report separate totals for all elementary, secondary and district classroom teachers and another total for elementary, secondary and district guidance counselors and librarians, following the guidance provided in the cells below. For more specific information on which expenditures and FTEs to include, review column "B" below.

**A. Compensation for Teaching Personnel** - Report the amount of compensation paid to teaching personnel in elementary, secondary and district categories.

	Fiscal Year 2017 Actual	Fiscal Year 2018 Budgeted
Total Compensation for <b>Elementary</b> Teaching Personnel -	\$ -	Please enter budgeted amount above.
Total Compensation for <b>Secondary</b> Teaching Personnel -	\$ -	Please enter budgeted amount above.
Total Compensation for <b>District</b> Teaching Personnel -	\$ -	Please enter budgeted amount above.
<b>Total Compensation for Teacher Personnel</b> -	\$ -	\$ -

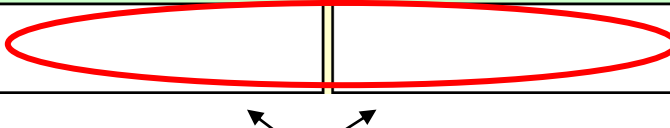
This column will automatically populate with expenditure and FTE data.

You cannot enter data in the FY 2017 column until the FY 2016 data is entered in expenditure and FTE worksheets.

Please note that if you did not have principals and/or assistant principals for a division or regional program in fiscal year 2017, you will be asked to verify this by selecting “No” in the drop-down menu that appears in sections B and C of Schedule I. If you do not plan to employ principals and/or assistant principals in fiscal year 2018, you will also be required to verify this using the drop-down menu. You will be prompted with error messages if you do not verify your

response of “zero” principals or assistant principals, for both fiscal years. Note: Principal and assistant principal staffing at the school level is mandatory pursuant to the particular staffing requirements of the Standards of Quality.

**Figure 26. Schedule I – No Principals Employed**

<b>Calculated Average Salary for Assistant Principals:</b>	Please Verify Data Entered Above	Please Verify Data Entered Above
If your Division/Program did not employ/report Asst. Principals in the Actual column or will not employ Asst. Principals in Budgeted column, please indicate this using the drop down menus in cells D93 and F93 at right --->		
Use these drop-down menus to verify that no principals were employed in FY 2017 and/or FY 2018. You will receive an error message if you do not use these drop-down menus when the number of principals or assistant principals is zero.		

If you encounter difficulties entering budgeted salary amounts and FTEs for fiscal year 2018, you should first enter FTEs and then provide budgeted salary amounts. A variance check has been built into this schedule to prompt you if data entries related to budgeted salaries differ significantly from prior year data. Entering all fiscal year 2018 budgeted FTEs prior to entering budgeted salary amounts ensures that variance checks will only be applicable in cases where both salary and FTE amounts deviate significantly from FY 2017 actual data.

Section D of Schedule I allows school divisions to explain planned FY 2018 actions to improve classroom teacher salaries. Select “Yes” in the drop-down menu next to “Was any action taken to adjust teacher salaries in fiscal year 2018? Please select 'Yes' or 'No' at right.” to reveal a text field where additional information can be entered into the schedule. You may provide a brief description of actions to improve teacher salaries in FY 2018 (for example, provided cost of living increase, salary step increase, etc.). If applicable, please include the average effective annual percent salary increase that will be provided to classroom teachers in FY 2018. Please note that this explanation will be included in the salary survey report to the General Assembly and the Department will not edit this text. All text entered should be proofread and spell checked.

### **Schedule J: Breakout of Technology Salary Expenditures and FTEs**

Schedule J is used to collect information regarding instructional classroom and instructional support expenditures and FTEs reported in technology sub functions 68100 and 68200. This information will be used to calculate SOQ funded instructional salaries as well as SOQ prevailing support positions and salaries in future biennia. All school divisions and regional programs must complete Schedule J.

Please note that this schedule is intended to determine the number of elementary, secondary, and districtwide teachers assigned to sub functions 68100 and 68200 *only*. You are required to array expenditures and FTEs for these two sub functions among elementary, secondary, and

districtwide programs. Error checks have been built into this schedule to ensure that the total expenditures reported on the schedule must equal the figures that you have entered for total expenditures under 68100 and 68200 on the technology expenditures worksheet (labeled "District 68000").

**Figure 27. Schedule J – Breakout of Technology Salary Expenditures and FTEs**

**Schedule J**  
**Elementary, Secondary, and Districtwide Breakout of Object 1120 in Functions 68100 & 68200**  
**Fiscal Year 2017 (July 1, 2016 - June 30, 2017)**

Division Name:   
 Division Number:

The information provided in this schedule will be used in calculating Standards of Quality (SOQ) funded instructional salaries as well as SOQ prevailing support positions and salaries. In Section 1, please provide the elementary, secondary, and districtwide breakout of the expenditures reported in 68100, 1120 in cells "K16," "K18," and "K20" below and the FTEs reported in 68000, 1120 (attributable to the expenditures reported in 68100 only) in cells "L16," "L18" and "L20" below. In Section 2, please provide the elementary, secondary, and districtwide breakout of the expenditures reported in 68200, 1120 in cells "K28," "K30," and "K32" below and the FTEs reported in 68000, 1120 (attributable to the expenditures reported in 68200 only) in cells "L28," "L30," and "L32" below.

---

**Section 1: Technology - 1120 Expenditures & FTEs in Classroom Instruction (68100)**

	Expenditures:	FTEs:	Avg Salary:
Total expenditures reported in Function 68100, Object 1120 & FTEs reported in Function 68000, Object 1120:	1,000.00	-	
Of the expenditures reported in Function 68100, Object 1120, how much was for <b>Elementary</b> (K-7) teachers (also enter corresponding FTEs):			
Of the expenditures reported in Function 68100, Object 1120, how much was for <b>Secondary</b> (8-12) teachers (also enter corresponding FTEs):			
Of the total expenditures reported in Function 68100, Object 1120, how much was for <b>Districtwide</b> teachers (also enter corresponding FTEs):			
Elementary, Secondary, and Districtwide Expenditure Subtotal (should match total reported in cell "K14"):	-		<b>Breakout does not match expenditures.</b>

---

**Section 2: Technology - 1120 Expenditures & FTEs in Instructional Support (68200)**

	Expenditures:	FTEs:	Avg Salary:
Total expenditures reported in Function 68200, Object 1120 & FTEs reported in Function 68000, Object 1120:	-		
Of the expenditures reported in Function 68200, Object 1120, how much was for <b>Elementary</b> (K-7) teachers (also enter corresponding FTEs):			
Of the expenditures reported in Function 68200, Object 1120, how much was for <b>Secondary</b> (8-12) teachers (also enter corresponding FTEs):			
Of the total expenditures reported in Function 68200, Object 1120, how much was for <b>Districtwide</b> teachers (also enter corresponding FTEs):			
Elementary, Secondary, and Districtwide Expenditure Subtotal (should match total reported in cell "K26"):	-		

These cells will automatically populate with FY 2017 expenditure and FTE data from prior expenditure and FTE worksheets.

You are required to array expenditures and FTEs for the 68100 and 68200 subfunctions among elementary, secondary and districtwide programs. Enter this data in the white cells in columns K and L.

Schedule J contains a link to the total number of FTEs reported in the Districtwide FTE worksheet. This link represents FTEs arrayed across the entire 68000 function, which includes sub functions 68100 and 68200. In order to complete Schedule J, you must allocate a percentage

of these total FTEs to 68100 and 68200. Regional programs must also complete Schedule J, if applicable.

For instance, if the total number of FTEs reported across function 68000 is 50.00, you must decide whether to allocate all or part of the 50.00 FTEs in either 68100 or 68200 among elementary, secondary, or districtwide programs. In no instance should the total number of FTEs allocated between the two sub functions exceed 50.00. If the total number of positions allocated between the two sub-functions were to exceed 50.00, an error check built into the template would prevent completion of the ASRFIN.

**Figure 28. Schedule J – Balancing FTEs**

**Schedule J**  
**Elementary, Secondary, and Districtwide Breakout of Object 1120 in Functions 68100 & 68200**  
**Fiscal Year 2017 (July 1, 2016 - June 30, 2017)**

Division Name:   
 Division Number:

The information provided in this schedule will be used in calculating Standards of Quality (SOQ) funded instructional salaries as well as SOQ prevailing support positions and salaries. In Section 1, please provide the elementary, secondary, and districtwide breakout of the expenditures reported in 68100, 1120 in cells "K16," "K18," and "K20" below and the FTEs reported in 68000, 1120 (attributable to the expenditures reported in 68100 only) in cells "L16," "L18" and "L20" below. In Section 2, please provide the elementary, secondary, and districtwide breakout of the expenditures reported in 68200, 1120 in cells "K28," "K30," and "K32" below and the FTEs reported in 68000, 1120 (attributable to the expenditures reported in 68200 only) in cells "L28," "L30," and "L32" below.

Section 1: Technology - 1120 Expenditures & FTEs in Classroom Instruction (68100)			
	Expenditures:	FTEs:	Avg Salary:
Total expenditures reported in Function 68100, Object 1120 & FTEs reported in Function 68000, Object 1120:	1,000.00	-	
Of the expenditures reported in Function 68100, Object 1120, how much was for <b>Elementary</b> (K-7) teachers (also enter corresponding FTEs):			
Of the expenditures reported in Function 68100, Object 1120, how much was for <b>Secondary</b> (8-12) teachers (also enter corresponding FTEs):			
Of the total expenditures reported in Function 68100, Object 1120, how much was for <b>Districtwide</b> teachers (also enter corresponding FTEs):			
Elementary, Secondary, and Districtwide Expenditure Subtotal (should match total reported in cell "K14"):	-		
Section 2: Technology - 1120 Expenditures & FTEs in Instructional Support (68200)			
	Expenditures:	FTEs:	Avg Salary:
Total expenditures reported in Function 68200, Object 1120 & FTEs reported in Function 68000, Object 1120:	5,000.00		
Of the expenditures reported in Function 68200, Object 1120, how much was for <b>Elementary</b> (K-7) teachers (also enter corresponding FTEs):			
Of the expenditures reported in Function 68200, Object 1120, how much was for <b>Secondary</b> (8-12) teachers (also enter corresponding FTEs):			
Of the total expenditures reported in Function 68200, Object 1120, how much was for <b>Districtwide</b> teachers (also enter corresponding FTEs):			
Elementary, Secondary, and Districtwide Expenditure Subtotal (should match total reported in cell "K26"):	-		

The FTEs arrayed across functions 68100 and 68200 cannot exceed the total FTEs reported in function 68000 on the "District FTE Positions" page.



### **Schedule K: Table 15 and Elementary and Secondary Education Act (ESEA) Maintenance of Effort**

Schedule K contains the calculations made for the annual posting of Table 15 of the *Superintendent's Annual Report for Virginia*. Schedule K is populated as the Excel template is completed and does not require any additional data entry for completion. The format for this schedule resembles that of the division-level worksheets included in Table 15 as posted at [http://www.doe.virginia.gov/statistics\\_reports/supts\\_annual\\_report/2015\\_16/index.shtml](http://www.doe.virginia.gov/statistics_reports/supts_annual_report/2015_16/index.shtml). The "Preliminary FY 2017" section reflects the data contained in the ASRFIN template as it would be displayed in Table 15. Prior year (fiscal year 2016) data, as posted on the above Web site, is also included for reference purposes. Large variances on this schedule could indicate potential errors in the data as currently entered into the template. Please review this schedule closely before submitting your ASRFIN template through SSWS.

For Table 15 purposes, expenditures for jointly operated divisions are consolidated and reported under the fiscal agent only. As a result, for the division that is not the fiscal agent (i.e., Fairfax City, Emporia and James City County), Schedule K will be hidden. These contractual divisions do not need to complete Schedule K.

For informational purposes, Schedule K now contains Elementary and Secondary Education Act (ESEA) Maintenance of Effort calculations to help school divisions identify the likelihood of not meeting the LEA Maintenance of Effort requirement for Title I and other ESEA programs. The Virginia Department of Education uses Table 15 (with necessary adjustments) to calculate ESEA LEA Maintenance of Effort, which applies to the following ESEA programs, Title I, Part A; Title I, Part B; Title I, Part D; Title I, Part F; Title II, Part A; Title II, Part D; Title III, Part A; Title IV, Part A; Title IV, Part B; and Title VI, Part B. This information is contained at the bottom of Schedule K.

In order to account more accurately for expenditures related to regional programs, the Schedule K - Table 15 methodology allocates state payments for Regional Alternative Education programs and Academic Year Governor's Schools to school divisions according to their participation in these programs and adds those payments back to both state revenues and total expenditures for the participating divisions, rather than adding them to state revenues only. As a result, state revenues for regional programs will appear as a pass-through of funds for local divisions, which allows for local expenditures to more accurately reflect their correct level.

Starting in fiscal year 2012, Table 15 of the *Superintendent's Annual School Report* contains pre-kindergarten (Program 8) expenditures. The preliminary fiscal year 2017 and final fiscal year 2016 Table 15 calculations in Schedule K include pre-kindergarten in the expenditures, revenues, and Average Daily Membership (ADM).

**Schedule M: Instructional Percent Calculation**

Chapter 836, 2017 Acts of Assembly requires the Virginia Department of Education to include in the Annual School Division Performance Report Card the percentage of each division's annual operating budget expended for instructional costs. As required, the methodology for allocating each division's expenditures to instructional and non-instructional costs is consistent with the Standards of Quality funding formula as approved by the General Assembly. Schedule M in the Superintendent's verification report will display the preliminary instructional cost percentage based on submitted ASRFIN data. Also included in this report is a detailed breakdown of specific expenditures used in the calculation.

This schedule is only shown in the verification report once you have submitted your ASRFIN template. However, in order to easily see which expenditures are classified as instruction and support, a shading tool is included in the ASRFIN template. Each expenditure sheet contains a hyperlink to turn this feature on and off:

**Figure 29. Instructional Percent**

000 2016-2017 ANNUAL SCHOOL REPORT	FUNCTION SUB-FUNCTION COST CENTER	61000 61100 3	INSTRUCTION CLASSROOM INSTRUCTION SECONDARY (8-12)		
OBJECTS	Shade Expenditures EXCLUDED from Required Local Effort		Unshade SOQ Defined Instructional and Support Expenditures		
SOQ-defined instructional expenditures are shaded bright green, support are purple, and not recognized are white. Expenditures that are pro-rated between multiple categories are blue.	PROGRAM				
	1	2	3	4	5
	REGULAR	SPECIAL	VOCATIONAL	GIFTED	OTHER
<b>Personal Services:</b>					
1120 Instructional Salaries and Wages					
1151 Instructional Aides Salaries and Wages					
1520 Substitute Salaries and Wages					
1620 Supplemental Salaries and Wages					
1650 National Board Certified Teacher Bonus					
1660 Employee Bonuses					
<b>Employee Benefits:</b>					
2100 FICA Benefits					
2210 VRS Benefits Plan 1 and Plan 2 Employees Only (Employer Share Only)					
2220 VRS Benefits Hybrid Plan Employees Only (Employer Share Only)					
2300 Hospital/Medical Plans (HMP) Benefits					
2400 Group Life Insurance (GLI) Benefits					
2500 Disability Insurance Plan 1 and Plan 2 Employees Only					
2510 Disability Insurance Hybrid Plan Employees Only					
2600 Unemployment Insurance					
2700 Worker's Compensation					
2750 Retiree Health Care Credit					
2800 Other Benefits					
<b>Purchased Services:</b>					
3000 Purchased Services					
3100 Purchased Services - Virtual Programs					
3200 Purchased Services - Instructional					
3810 Tuition Paid - Other Entities In-State					

You may also turn on this shading from the "Important Reminders" worksheet. You may not have both Required Local Effort and Instructional Percent shading on at the same time. SOQ instructional expenditures are shaded bright green, SOQ support expenditures are shaded purple, and expenditures not recognized by the Standards of Quality are not shaded. Expenditures that are pro-rated between multiple SOQ categories are shaded blue. Please note that these cells are not blocked from keying data.

Some employee benefits are pro-rated between multiple categories. When the instructional calculation shading is on, these expenditures are shaded blue. In the instructional percentage calculation, these expenditures are allocated to instruction, support, and/or not recognized

proportionately based on the associated personal services expenditures (object codes in the 1000 series). For example, if 60 percent of 61000 Program 1 salaries, wages, and bonus expenditures (object codes 1120-1660) are instruction, 60 percent of the associated FICA, VRS, Hospital/Medical Plans, and Group Life Insurance for 61000 Program 1 will be classified as instruction. Retiree Health Care Credit expenditures are distributed proportionately based on the FTEs reported on the FTE Positions worksheets. Some benefits (Disability Insurance, Unemployment Insurance, and Worker's Compensation) are classified entirely as support or not recognized based on the function.

### **Schedule N: Terminal Leave Payouts**

Based on a review of Virginia's Local Education Agency (LEA) indirect cost methodology by the USED and the resulting State Delegation Agreement, the ASRFIN now includes two schedules, Schedule N and Schedule O, to capture additional information. This additional data will be used to modify the calculation methodology for the Restricted and Unrestricted Indirect Cost Rates to account more accurately for these activities.

Schedule N addresses the first of these additions, Terminal Leave Payouts. Object Code 2800, "Other Benefits," includes payouts of annual/vacation and sick leave for personnel who terminate employment, as well as employer-paid benefits payments made on behalf of retirees and pension/retirement plans specific to a locality. In order to isolate the portion of Object Code 2800 expenditures for Terminal Leave Payouts, Schedule N requires school divisions to enter the portion of expenditures coded to Object Code 2800 that were for Terminal Leave Payouts, by Function and Object Code.

The table in rows 8 through 78 displays Object Code 2800 expenditures reported on all the expenditures worksheets in the template and is populated as you complete the ASR. As a result, this schedule should be completed after completing all of the expenditures worksheets. For each Function/Cost Center displayed in the table, please enter in column D the portion of the total Object Code 2800 expenditures that represents payouts of annual and sick leave for personnel who terminate employment. If none of the Object Code 2800 expenditures reported in a Function/Cost Center are for terminal leave payouts, please enter a zero.

In addition, Schedule N requires entry of Terminal Leave Payouts by employee name. The table beginning on row 87 requires employee-level detail to support the terminal leave payouts entered above. Enter the Function, Cost Center, employee name, and the amount of terminal leave payouts. Use the "Insert New Row" and "Delete A Row" links on row 85 to add and delete rows as needed. The links will not allow you to insert a row if there is an existing row in the table that is incomplete. In addition, you cannot delete a row if there is only one row in the table. If you do not have any terminal leave payouts, you may leave this table blank.

Please ensure to enter employee detail for all terminal leave payouts that are reported in the first table. The values in column H, as well as the comments in column F, of the first table will help you determine whether you have accounted for all terminal leave payouts at the employee level. The template includes edit checks that will ensure that all terminal leave payouts in the first table do not exceed total Object Code 2800 expenditures at the Function/Cost Center level, and that

the employee detail provided reconciles to the total expenditures. NOTE: Employee-level detail for Terminal Leave Payouts reported in the ASRFIN template will not be reported or disclosed except by request from USED.

**Figure 30. Schedule N – Terminal Leave Payouts**

Schedule N  
Object Code 2800 (Other Benefits) Expenditure Detail  
Terminal Leave Payouts

Based on a review of Virginia’s LEA indirect costs rate methodology by the United States Department of Education (USED) and the resulting LEA Delegation Agreement, the Virginia Department of Education is required to collect detail regarding expenditures for terminal leave payouts reported in Object Code 2800 (Other Benefits). This data will be used in the calculation of the Restricted and Unrestricted Indirect Cost Rates.

The following table displays Object Code 2800 expenditures reported on all the expenditures worksheets in this template and is populated as you complete the ASR. Therefore, if you make changes to the expenditures sheets, you will need to return to Schedule N and review your entries here. For each Function/Cost Center displayed below, please enter in column D the portion of the total Object Code 2800 expenditures that represents payouts of annual and sick leave for personnel who terminate employment. If none of the Object Code 2800 expenditures reported in a Function/Cost Center are for terminal leave payouts, please enter a zero.

**Object Code 2800 Expenditures - Terminal Leave Payments:**

Function	Cost Center	Total 2800 Expenditures (Populated from Expenditures Worksheets)	Amount for Terminal Leave Payouts (Amount Should be Less Than or Equal to the Amount in	Comments	Sum of Employee Detail
<b>TOTAL:</b>		<b>\$0.00</b>	<b>\$0.00</b>		<b>\$0.00</b>

The following table requires employee-level detail to support the terminal leave payouts reported above. This information is required based on USED guidance, and will not be reported or disclosed except by request from USED.

Enter Function, Cost Center, employee name, department, and the amount of terminal leave payouts in the table below. Use the "Insert New Row" and "Delete A Row" links on row 85 to add and delete rows as needed. The links will not allow you to insert a row if there are incomplete rows in the table; in addition, you cannot delete a row if there is only one row. If you do not have any terminal leave payouts, you may leave the table blank.

Please ensure to enter employee detail for all terminal leave payouts that are reported in the table above. The values in column H, as well as the comments shown in column F, of the table above will help you determine whether you have accounted for all terminal leave payouts at the employee level.

[Insert New Row](#)   [Delete A Row](#)

Function	Cost Center	First	Employee Department	Terminal Leave Payout
Select	Select			

**Schedule O: Additional Information for Indirect Cost Restricted and Unrestricted Rate Calculations**

In addition to the Terminal Leave Payout information collected in Schedule N, the ASRFIN template also collects data on local retirement incentive and subcontract expenditures based on USED’s review of Virginia’s indirect cost rate methodology.

**Identification of Subcontracts and Subcontract Expenditures**

Schedule O includes a section to collect the portion of contract expenditures that represents subcontracts/subawards. USED defines a subaward as “an award made by a recipient to an eligible sub recipient. The term includes financial assistance provided by any legal agreement (including contracts) but does not include the procurement of goods and services.” Under a subcontract/subaward agreement, the secondary recipient receives funds from the primary recipient to carry out a portion of a program. The secondary recipient works independently from the primary recipient and is responsible for decision making.

Major subcontracts/subawards, defined as those exceeding \$25,000 per year, require less administrative support and management on the part of the primary recipient, and so should not receive full reimbursement for Indirect Costs. Per USED guidance, only the first \$25,000 of expenditures for each subcontract/subaward will be included in the cost base used for calculating Indirect Cost Rates. Similarly, Indirect Cost Rates can only be applied to the first \$25,000 of expenditures for each subcontract. For this reason, school divisions need only report major subcontracts/subawards on Schedule O.

Based on requirements of USED, only certain subcontracts should be reported in Schedule O. The key to determining which subcontracts or subawards to include is to determine if the activity is part of the school division's responsibility or regular operations, or within its normal scope of business. Activities such as pupil transportation, school nutrition, maintenance, physical therapists, etc., are part of a school division's responsibility and regular operation; therefore, contracting out these functions does not qualify as a subcontract/subaward for purposes of the Indirect Cost Rate calculation. An example of a subaward that should be included in Schedule O is if a school division receives a federal grant that covers instructional activities for a particular category of students (for example, a particular disability or behavioral concern), as well as a research piece for determining what factors contribute toward students falling into that category. The instruction of those students is part of the school division's responsibility and should not be reported. The research piece, however, is not within the regular scope of a school division's operations; therefore, contracting the research portion of this grant out to a second entity is considered a subaward.

USED's "Cost Allocation Guide for State and Local Governments" provides additional information regarding subcontracts and subawards, and how they are treated in the indirect cost rate calculation (see pages 12-13, 36, and 39-40). This resource is available at: <http://www2.ed.gov/about/offices/list/ocfo/fipao/guideigcwebsite.pdf>.

Enter the Object Code in which subcontract/subaward expenditures were reported on the expenditures worksheets. For each Object Code, please enter the subcontractor name/subaward grantee, the TOTAL amount of the subcontract/subaward (over the life of the contract/award), the total subcontract/subaward period (for example, 1/1/2013 – 9/30/2017), and the fiscal year 2017 expenditures. The table will display the amount of expenditures that will be included in the Indirect Cost Rate calculation (i.e., the first \$25,000 for each subcontract/subaward) and the amount of expenditures that will be excluded from the Indirect Cost Rate calculation (expenditures beyond \$25,000) for informational purposes.

If you have subcontracts/subawards to enter, you are required to provide Function-level detail for each subcontract/subaward. After you have entered current year expenditures (column E) for your first subcontract/subaward, a second table will appear below to facilitate entry of Function detail. You must enter detail (one or more rows) for EVERY subcontract/subaward entered in the first table. Detail at the Function level must sum to the current year expenditures entered in column E in the first table. The "Subcontractor Name/Subaward Grantee" column of the Function detail table will populate based on your entries in the table above.

**Figure 31. Schedule O – Subcontracts/Subawards**

Schedule O Additional Information for Indirect Cost Restricted and Unrestricted Rate Calculations						
<b>Subcontracts and Sub-awards:</b>						
Based on a review of Virginia’s LEA indirect costs rate methodology by the United States Department of Education (USED) and the resulting LEA Delegation Agreement, the Virginia Department of Education (VDOE) is required to collect detail regarding expenditures for subcontracts/sub-awards. Major subcontracts/sub-awards, defined as those exceeding \$25,000 per year, require less administrative support and management on the part of the primary recipient, and so should not receive full reimbursement for Indirect Costs. Per USED guidance, only the first \$25,000 of expenditures for each subcontract/sub-award will be included in the cost base used for calculating Indirect Cost Rates. Similarly, Indirect Cost Rates can only be applied to the first \$25,000 of expenditures for each subcontract. For this reason, school divisions need only report major subcontracts/sub-awards on Schedule O.						
Please refer to the ASRFIN Instructions document for examples and additional guidance. This information is required based on USED guidance, and will not be reported or disclosed except by request from USED.						
<a href="#">Click here for additional guidance</a>		The totals below include only COMPLETED records in the Subcontract/Sub-award table.				
<a href="#">Insert New Row</a>	<a href="#">Delete A Row</a>	Count of Completed Records	Total FY 2017 Expenditures	Total Expenditures DOE Will Include in the Indirect Cost Calculation	Total Expenditures DOE will EXCLUDE from the Indirect Cost Calculation	
Total Subcontract/Subaward Expenditures for FY 2017		0	\$0.00	\$0.00	\$0.00	
Object	Subcontractor Name/Sub-award Grantee	Total Amount of Subcontract/Sub-award (over the life of the contract/award)	Total Subcontract/Sub-award Period (example: 01/01/2011 - 09/30/2015)	FY 2017 Expenditures (Must be Less Than or Equal to the Column C Amount)	Expenditures to be Included in Direct Cost (First \$25,000 per Subcontract/Sub-award)	Expenditures to be Excluded from Indirect Cost Rate Calculation (Expenditures Beyond \$25,000)
Select					\$0.00	\$0.00

Use the “Insert New Row” and “Delete A Row” links on rows 8 and 17 to add and delete rows as needed. The links will not allow you to insert a row if there is an existing row in the table that is incomplete. In addition, you cannot delete a row if there is only one row in the table. If you do not have any applicable subcontracts/subawards to be reported, you may leave this table blank.

**Local Retirement Incentives**

Schedule O also includes a section requiring school divisions to indicate whether any local retirement incentives were expended during the fiscal year. Unless the locality has received permission from the cognizant federal agency to use federal funds for such payments, retirement incentive programs are local expenditures, and therefore are excluded from the Indirect Cost Rate calculation.

Enter the Function, Cost Center, Program, and Object Code in which local retirement incentive expenditures are reported on the expenditures worksheets. For each Function/Cost Center/Program/Object Code, also report the total local retirement incentive expenditures, the number of employees receiving these payments, and a brief description of the program. **If this program was funded with federal funds and the cognizant federal agency approved use of federal funds for this purpose, please note this in the Description field.**

Use the “Insert New Row” and “Delete A Row” links above the Local Retirement Incentives table to add and delete rows as needed. The links will not allow you to insert a row if there is an existing row in the table that is incomplete. In addition, you cannot delete a row if there is only one row in the table. If you do not have any local retirement incentive payments, you may leave this table blank.

Please note that employee and subcontractor detail reported in Schedule O will not be reported or disclosed except by request from USED.

**Figure 32. Schedule O – Local Retirement Incentives**

Local Retirement Incentives							
<p>In addition, USED guidelines require VDOE to collect details on any local retirement incentive programs offered by school divisions. Unless the school division has received permission from the cognizant federal agency to use federal funds, retirement incentive programs are local expenditures, and therefore are excluded from the Indirect Cost Rate calculation.</p> <p>Please enter the Function, Cost Center, Program, and Object Code in which local retirement incentive expenditures are reported on the expenditures worksheets. For each Function/Cost Center/Program/Object Code, also report the total local retirement incentive expenditures, the number of employees receiving these payments, and a brief description of the program.</p>							
<b>Total Retirement Incentive Expenditures and Employees</b>						<b>\$0.00</b>	<b>0</b>
Function	Cost Center	Program	Object	Expenditures	Number of Employees	Description of Incentive	
Select	Select	Select	Select				
Insert New Row		Delete A Row					
Please note that this information is required based on USED guidance, and will not be reported or disclosed except by request from USED.							

**Regional Programs’ ASRFIN**

ASRFIN information from regional programs provides financial data for public reporting in the *Superintendent’s Annual Report for Virginia*, to meet federal reporting requirements, and to make future funding decisions. Regional programs are required to submit an ASRFIN to account specifically for the fiscal resources and personnel that are allocated to support the services provided by these entities.

The ASRFIN Excel template has been enhanced to make data entry easier for those completing an ASRFIN for a regional program. For example, expenditure data will only be accepted in expenditure programs that correspond to a regional program’s primary service area (i.e., “special,” “vocational,” or “gifted and talented”). In addition, all state revenue cells on the “Revenues” worksheet will be locked with the exception of revenue source codes 410405 (VPSA), 410407 (School Security System Grants) and 250000 (Benefits from Other State Agencies). Edits checks have also been updated to recognize certain unique financial arrangements of regional programs. These enhancements should ease some of the data entry requirements.

Regional programs should follow the general instructions as provided in this manual as well as the following additional instructions that are specific to regional programs:

**Statutory Basis and Due Date (*Regional Programs*)**

The statutory basis and due date for the ASRFIN is the same for regional programs as it is for regular school divisions. Section 22.1-81, *Code of Virginia*, requires each school division and regional program to submit its 2016-2017 ASRFIN to the Virginia Department of Education by September 15, 2017. School divisions and regional programs that wish to file for an extension (until September 30, 2017, per Section 22.1-81, *Code of Virginia*) for their 2016-2017 ASRFIN must submit a written request signed by the division superintendent, or designee, to Kent C. Dickey, Deputy Superintendent for Finance and Operations, prior to and postmarked by the September 15, 2017, deadline. Please note that e-mail extension requests will not be accepted.

### **Coordinating Responsibility for Preparing the ASRFIN (*Regional Programs*)**

The entity (fiscal agent school division or regional program itself) preparing the ASRFIN for a regional program should coordinate with all participating school divisions to ensure that all revenues, expenditures, full-time equivalent positions, and schedules for the regional program are reported in the regional program's ASRFIN rather than reported as the activity of participating school divisions.

### **Revenues (*Regional Programs*)**

All of the revenues that support the expenditures of a regional program should be reported in the regional program's ASRFIN Excel template. All revenues should be reported, regardless of source, including any funds directly appropriated to the regional program and any funds passed through to the program or received from a school division or local government.

- **Revenue 1901010: Tuition from Another County or City**  
All tuition payments from local revenue made by school divisions to regional programs should be reported, where applicable, in the school division's ASRFIN Excel template under "Payments to Joint Operations" in object code 7000 "Tuition Payments to Joint Operations." These tuition payments should be reported on the regional program's ASRFIN Excel template under revenue source code 1901010 "Tuition from Another County or City."
- **Revenue 1901020: Other Payments from Another County or City**  
All other payments (other than tuition payments) to support regional programs should be reported, where applicable, by school divisions under the "Purchased Services" section of the appropriate expenditure code in object code 3810 "Tuition Paid - Other Entities In-State." These other support payments should be reported on the regional program's ASRFIN Excel template under revenue source code 1901020 "Other Payments from Another County or City."

State funds for a regional program that are either paid to the fiscal agent or paid directly to various participating school divisions for the regional program should be reported by the school division under function 67300, object code 9700, "Fund Transfers – Transfer to Inter-Agency Fund." These State "pass-through" payments should be reported on the regional program's ASRFIN Excel template under revenue source code 1901020 "Other Payments from Another County or City."

### **Expenditures (*Regional Programs*)**

Instructional expenditures for regional programs must be reported under the correct program code. Specifically, expenditures for vocational education programs must be reported under program code 3, "vocational" programs, or program code 7, "adult" programs. Expenditures for regional special education and regional alternative education programs must be reported under



program code 2, “special” programs. Expenditures for regional academic year Governor’s Schools must be reported under program code 4, “gifted and talented” programs. The ASRFIN Excel template is designed to detect the type of regional program selected from the drop-down box on the “Contact Information” worksheet and will automatically highlight the correct program codes in which expenditures should be entered. All other program codes will automatically be write-protected in applicable worksheets, preventing you from entering data into incorrect programs.

**Figure 33. Program Codes for Regional Programs**

Type of Regional Program	Program Code
<i>Regional Vocational Education Program</i>	3 – “Vocational” <i>or</i> 7 – “Adult”
<i>Regional Special Education Program</i>	2 – “Special”
<i>Regional Alternative Education Program</i>	2 – “Special”
<i>Regional Academic-Year Governor’s School</i>	4 – “Gifted and Talented”

All personal and nonpersonal expenditures made directly by the regional program or attributable to the services delivered by the regional program should be reported in the expenditures section of the regional program’s ASRFIN Excel template. The intent is to separately show, for purposes of ASRFIN reporting, the level of resources expended for services provided by the regional program.

Participating school divisions that provide personal services to, or make nonpersonal expenditures on behalf of, regional programs should report these expenditures as “Tuition Payments to Joint Operations” in the appropriate program classification of the participating school division’s report. The regional program should report the expenditures and full-time equivalent positions across the applicable function/program/object codes based on the services provided by the regional program. Transfers of revenue from participating school divisions to regional programs in the form of tuition payments should be reported as described in the Revenues section above.

- **Personnel Expenditures**

Personal services expenditures, including salaries and benefits, for all personnel that provide services or instruction for the regional program should be included, regardless of the contract status of the personnel.

The personal services expenditures for personnel directly on contract with or employed by the regional program, as well as those assigned to the regional program but on contract with or employed by a local school board, should be reported on the regional program’s ASRFIN Excel template (but not duplicated on the ASRFIN Excel template of school divisions participating in the regional program).

Personal services expenditures should be prorated on a full-time equivalent basis for personnel that provide services on a part-time basis at a regional program. Personal services expenditures for personnel that are assigned to work at a regional program by

participating school divisions should only be reported on the regional program's ASRFIN Excel template.

- **Nonpersonal Expenditures**

Nonpersonal expenditures that are attributable to the services and activities of the regional program are to be reported on the regional program's ASRFIN Excel template (and not duplicated on the ASRFIN Excel template of participating school divisions).

Report payments to state mental health/intellectual disability institutions for the education of handicapped pupils and/or tuition payments to the Virginia School for the Deaf and the Blind that are made by the Department on behalf of regional programs under Function 61100 - Classroom Instruction, object code 3000 "Purchased Services."

### **Full Time Equivalent Positions (*Regional Programs*)**

All positions that provide services or instruction for the regional program should be included in the position count on the regional program's ASRFIN Excel template, regardless of the contract status of the positions. Personnel directly on contract with or employed by the regional program, as well as those assigned to the regional program but on contract with or employed by a local school board, should be reported in the position count on the regional program's ASRFIN Excel template (but not duplicated on the ASRFIN Excel template of participating school divisions).

All positions must be converted into full-time equivalents (FTEs), including positions that provide services on a part-time basis. In cases where personnel provide services for both the regular school division and the regional program, the positions must be allocated appropriately and reported as partial FTEs on both the school division's ASRFIN Excel template and the regional program's ASRFIN Excel template.

Instructions on calculating FTE positions for both instructional and non-instruction personnel, as well as the use of the FTE Calculator, are located in the section of this document titled "Full-Time Equivalent (FTE) Positions Worksheets."

### **Supplemental Schedules A through H (*Regional Programs*)**

All regional programs must submit Schedules F, I, and J. Regional programs do not need to submit Schedules A and B, C, D, E, E.2, G, H, or L. Figure 35 shows the schedules that must be submitted by type of regional program. Please see the individual instructions for completing the required schedules located in earlier sections of this document.

**Figure 34. Schedule Submission for Regional Programs**

Type of Regional Program	Schedule										
	A	B	C	D	E	F	G	H	I	J	L
Vocational Education Program						X			X	X	
Special Education Program						X			X	X	
Alternative Education Program						X			X	X	
Academic-Year Governor’s School						X			X	X	

**COMPLETION PROCESS**

**Error Check**

When all data have been entered and the ASRFIN Excel template is complete, you will need to run the final error checks. The final error check button is located on the “Important Reminders” worksheet, and is titled “Final Error Check.” This button will run error checks on the entire ASRFIN Excel template, including the revenue worksheets, expenditure worksheets, and supplemental schedules. The error check helps ensure that all worksheets contained in the Excel template meet certain criteria and are complete. All errors found during the error check will stop the error check process and generate prompts indicating the error. All errors must be corrected before continuing with the report.

When you have successfully run the error check in the Excel template, the “Final Check Worksheet” will be made available. This worksheet will display the ASRFIN Warning Report containing possible errors and warning messages that exist in the Excel workbook. **Carefully review these messages, especially if you receive a warning message that the division or regional program is not in compliance with meeting Required Local Effort.**

When you are satisfied that the data submitted is correct and all warning messages or possible errors have been reviewed, and corrected if necessary, then the ASRFIN Excel file must be prepared for upload using the Department’s Web-enabled system. To prepare the Excel file for submission, from the “Final Check Worksheet” tab, you must click on the yellow hyperlink button on the worksheet labeled “After reviewing all possible errors and making any needed corrections, please **CLICK HERE** to prepare this Excel file for submission.” Clicking on this button validates the Excel file and prepares it for submission. Once you click the button, save and close the Excel file, which will then be ready for submission. If you would like to print the template, please do so prior to clicking on the green button or after submitting the file through SSWS, as navigating away from the “Final Check Worksheet” will invalidate the file. If this does happen, simply re-run the final error check and click on the green button again to validate the file.

**ASRFIN Excel Template Submission**

After successfully checking for errors and preparing the Excel file for submission, the next step is to transmit the file to the Department’s data collection Web site through the use of the Single

Sign-on for Web Systems (SSWS) portal at <https://p1pe.doe.virginia.gov/ssws>. Instructions regarding this application are on the Web site.

### **User Account Required for SSWS**

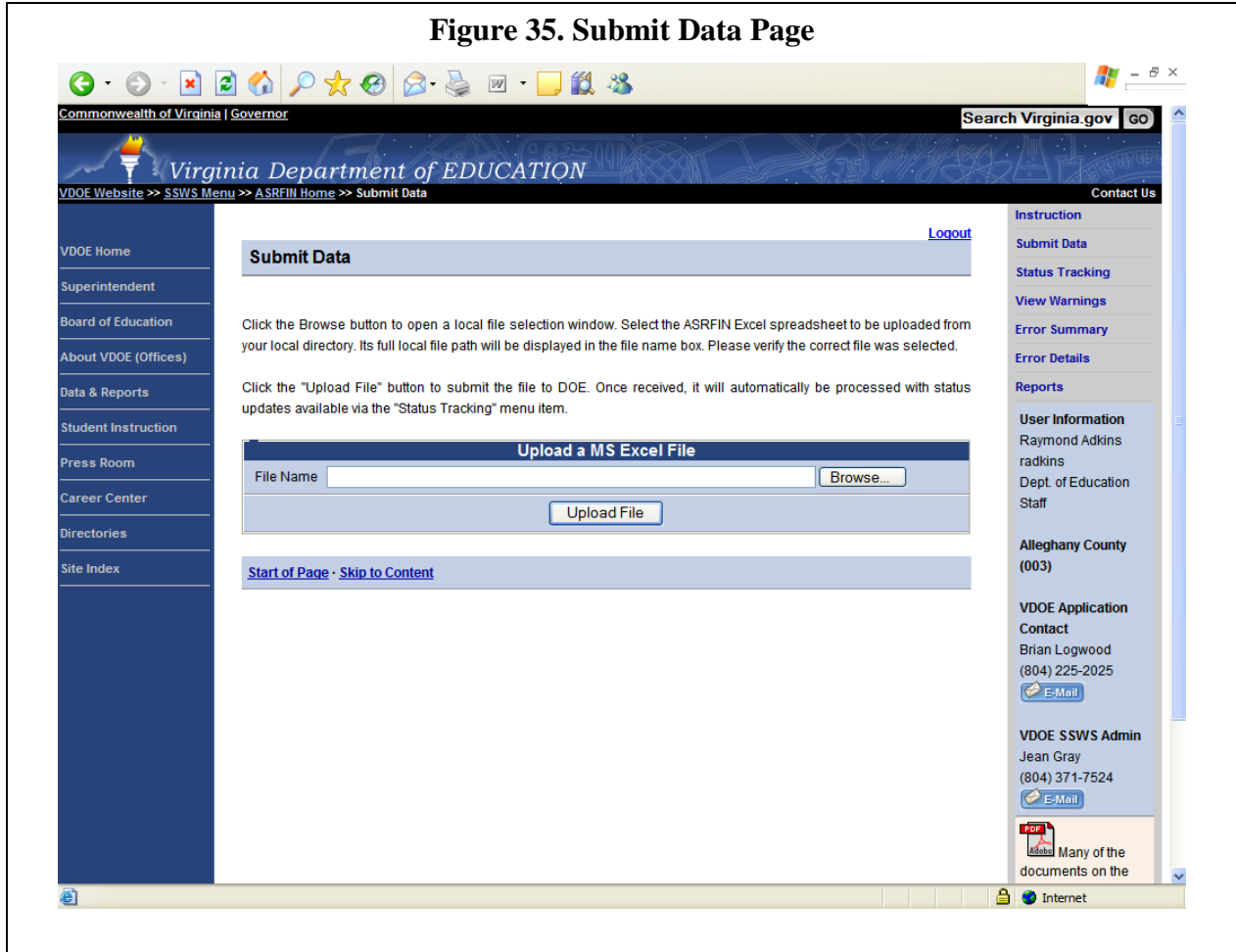
You will need a user account to access the SSWS. If you do not have a user account, you will need to contact your local SSWS Account Manager. Each division is assigned an SSWS Account Manager, who establishes accounts for persons in the division needing access to the SSWS.

After successfully logging in to the SSWS, the Virginia Department of Education Sign-On Home Page will appear. The “menu” in the center of the page will display the applications to which you have been granted access. The left side of the SSWS Web page is a blue navigation bar. The links on the navigation bar allow you to navigate to various sites on the Department of Education Web Site.

Select the “Annual School Report: Financial (ASRFIN)” application and ensure that you are logged in as the correct division or regional program by viewing the user information along the right side of the page. The SSWS screens for this year have been modified to accommodate the changes in the ASRFIN SSWS submission process. The changes are noted in the body of the ASRFIN Home Page. Along the right side of the Web page, in the area with the grey background, are various functions that you can use to submit and track your ASRFIN data. The status of your collection window is posted at the top of the page.

To submit your Excel file, choose “Submit Data” from the grey navigation bar on the right side of the screen. The submit data page is shown in Figure 36.

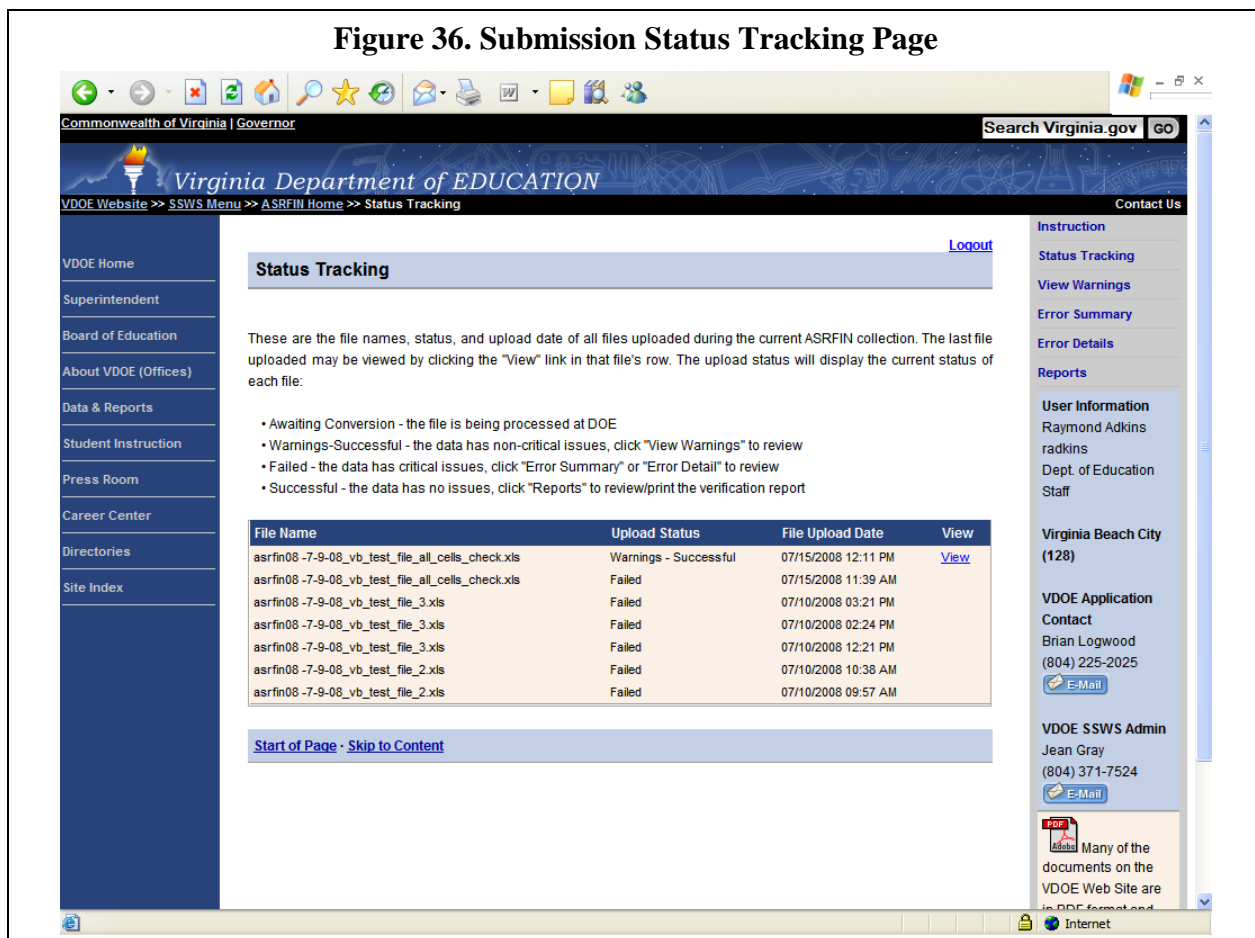
Figure 35. Submit Data Page



Enter the full Excel file name and file location or choose the “Browse...” button and locate the file on your computer’s hard drive. Once you have selected the Excel file, choose the “Upload File” button below the file name. This will upload the Excel file to the Department through the SSWS. The collection window will be closed to prevent multiple Excel files from being submitted as the Excel file is processed.

To view the status of your Excel file submission select “Status Tracking” from the functions listed along the right side of the page. The “Status Tracking” page will list the status of your submission as it is processed. After the file has been processed you can view any warnings or errors that were part of the submission. See Figure 37.

**Figure 36. Submission Status Tracking Page**



After successfully uploading the Excel file, the division or regional program's contact person listed on the bottom of the "Contact Information" worksheet of the ASRFIN Excel template will receive an e-mail indicating that the Department has received the submission. The e-mail will also state that the division or regional program must review the submitted data, including the list of potential errors.

**Once your file has been successfully submitted and processed by DOE, you will receive a notice that you can now access your Superintendent's verification report. Before you can print a finalized verification report (which will include signature lines at the bottom of the first page), you must review any warnings and accept or reject the submission. To review your warnings, select "View Warnings" from the functions on the right side of the page. Figure 38 is an example of what the page looks like.**

**Figure 37. View Warnings Page**

The screenshot shows a web browser window with the address bar displaying [https://t1pe.doe.virginia.gov/asrfin/viewWarnings.do?dowhat=SHOW\\_WARNINGS](https://t1pe.doe.virginia.gov/asrfin/viewWarnings.do?dowhat=SHOW_WARNINGS). The page header includes the Virginia Department of Education logo and navigation links. The main content area is titled 'View Warnings' and contains the following text:

Please review the following warnings for your division's latest file submission. The collection window for your division is closed pending further action by your division.

If the warnings are acceptable and the data does not need correction, click the "Accept Submissions with Warnings" button on the bottom of the listing. After accepting the warnings, your division's final verification report (with signature block) may be reviewed and printed by clicking the "Reports" menu item. The collection window may only be reopened by contacting the DOE Budget office.

If the warnings are not acceptable and the data must be changed, click the "Reject Submission and Resubmit Revised Excel File" button on the bottom of the listing. The collection window will reopen and the division may upload a revised spreadsheet. The preliminary verification report (without signature block) may be viewed for reference. The division's final verification report (with signature block) will not be available.

Workbook Row	Function	Object	Description	Amount Entered	Comparison Amount	Warning Message
Revenues						
12	240229		Governor's School - Academic Year School	3,000.00	0	
193	69000	1190	Service	300.00	20,193.00	Average salary (based on FTEs) appears out of range. Please correct or continue if correct.
194	69000	1520	Substitute	200.00	17,150.00	Average salary (based on FTEs) appears out of range. Please correct or continue if correct.

At the bottom of the table, there are two buttons: "Accept Submission with Warnings" and "Reject Submission and Resubmit Revised Excel File".

**ASRFIN Excel Template Submission and Superintendent's Verification Report**

Once you have reviewed your list of potential errors, you must “accept” or “reject” your submission. If you review the list of potential errors and determine that the data as submitted is accurate, then you must select the option to “Accept Submission with Warnings.” If you review the list of potential errors and determine that the data as submitted is not accurate, then select the option to “Reject Submission and Resubmit Revised Excel File.” Your submission will be removed from SSWS and you will need to re-submit a corrected ASRFIN Excel file. Compliance with laws, regulations, contracts, and grants applicable to federal and state programs is the responsibility of your school division or regional program.

Once you have successfully uploaded your completed ASRFIN Excel template and accepted your warnings, you will be able to print the Superintendent's Verification Report. Please note that you will be unable to print the Superintendent's Certification signature section until after your ASRFIN Excel template has been successfully uploaded and the warnings accepted.

To print the Superintendent's Verification Report with the Superintendent's Certification signature section, you will need to log in to SSWS and select the "Annual School Report: Financial" application and then choose "Reports" from the grey function bar along the right side of the page. The ASRFIN Reports will appear. Click on "Verification Report" to view the finalized Superintendent's Report. The 2016-2017 Annual School Report Financial Section Superintendent's Verification Report reflecting the submitted, verified data will show, including the Superintendent's Certification signature section.

### **Superintendent's Verification Report Submission**

The Superintendent's Verification Report includes an "**ASRFIN Warnings Report**" based on the potential errors and warnings reported on the "Final Check Worksheet." This additional section will contain all warning messages and possible errors that are shown in the Excel template. Division superintendents should carefully review these messages prior to signing the certification, especially if a school division receives a warning message that it is not in compliance with meeting Required Local Effort.

After the superintendent has reviewed and certified the Superintendent's Verification Report, mail an original hard copy of the Superintendent's Verification Report, signed by the division superintendent, to the Department:

Virginia Department of Education  
Attention: Budget Office  
P.O. Box 2120  
Richmond, VA 23218-2120

Thank you for completing the 2016-2017 Annual School Report Financial Section.



## **TROUBLESHOOTING THE ASRFIN EXCEL TEMPLATE**

### **Invalid Format Error Message**

You receive an invalid format error message (Figure 4) stating, "Enter the Amount in Dollars and Cents."

Select the "Cancel" button and re-enter the amount in a 0.00 (numeric) format. Letters and other nonnumeric characters are not allowed in certain cells.

### **Invalid Value Error Message**

You receive an invalid value error message stating, "The value you entered is not valid. A user has restricted values that can be entered into this cell."

Select the "Cancel" button and evaluate the data that is being entered into the cell. In a cell requiring a name, numeric characters would be invalid and in a cell requiring a phone number, alpha characters would be invalid.

### **Macro Disabled Error Message – Excel 2007**

You receive the macro disabled error message (Figure 2a) stating, "Cannot run the macro "xxx." The macro may not be available in this workbook or all macros may be disabled."

To enable all macros:

1. Close the workbook keeping Excel open.
2. Select the "Office Button" in the upper left-hand corner of the Excel window.
3. At the bottom of the window that appears, select the "Excel Options" button.
4. On the "Excel Options" window, select the "Trust Center" from the selections along the left of the page.
5. Then, select the "Trust Center Settings..." button near the center of the page.
6. In the "Trust Center" window, select "Macro Settings" along the left of the window.
7. Under the "Macro Settings" section select "Enable all macros."
8. Select "OK" to close the "Trust Center" window, then "OK" again to close the "Excel Options" window.
9. Open the ASRFIN Excel template and begin entering your data.

### **Navigation Menu Does Not Show**

The navigation menu does not show on the "Important Reminders" worksheet.

On the "Important Reminders" worksheet, select the hyperlink button "Show Menu" on the right side of the page (Figure 7).

### **Out of Normal Range Salary Warning Message**

After entering salary expenditures and FTEs, you receive a warning message to the right of the FTE Positions cell stating, "Average salary (based on FTEs) appears out of range. Please correct or continue if correct." (Figure 12).

Verify the accuracy of the expenditure entries and FTE entries. If appropriate, adjust the expenditure or FTE amounts as needed.

### **Protected Cell Error Message**

You receive the protected cell error message (Figure 3) stating, "The cell or chart you are trying to change is protected and therefore read-only."

Select the 'OK' button and select a cell where data entry is allowed. Data entry is allowed in most cells that are white in color. Green cells normally indicate a formula-driven calculation.

## **TROUBLESHOOTING THE SUBMISSION PROCESS THROUGH SSWS**

### **Submit Data Screen**

After clicking on the "Upload File" button on the SSWS Submit Data screen, the message, "The file is not in MS Excel format," appears.

This error is an indication that the Excel template is still open on your computer. Ensure that you have validated the file (see **Error Check** section of this document), then close and save the file before submitting the file again.

### **Status Tracking Screen: Upload Status "Failed"**

The Upload Status column on the SSWS Status Tracking screen shows "Failed."

The file was not validated prior to submission. Follow the steps in the **Error Check** section of this document to validate the file before submitting again. The person whose e-mail address was entered on the "Contact Information" worksheet will also receive an e-mail describing the issue.

### **Status Tracking Screen: Upload Status Values**

The following values in the Upload Status column of the Status Tracking screen are normal as part of the processing of your submitted Excel file:

- Awaiting Conversion
- Not validated
- Processing
- Successful with Warnings

Refresh your screen or log in at a later time to see an updated status. The file has completed processing when the Upload Status reads "Successful with Warnings" or "Failed."

## **CONTACT AND REFERENCE INFORMATION**

### **Virginia Department of Education**

<http://www.doe.virginia.gov/>

#### **Budget Office**

P.O. Box 2120

Richmond, Virginia 23218-2120

(804) 225-2025

If you have any questions, please e-mail: [DOEBUDGETOFFICE@doe.virginia.gov](mailto:DOEBUDGETOFFICE@doe.virginia.gov). You will get faster service versus contacting a specific analyst in case they are out of the office or busy on another project.

#### **ASRFIN Excel Template and Superintendent's Memorandum**

[http://www.doe.virginia.gov/info\\_management/data\\_collection/finance/index.shtml](http://www.doe.virginia.gov/info_management/data_collection/finance/index.shtml)

#### **ASRFIN Support Documentation and Reports**

[http://www.doe.virginia.gov/info\\_management/data\\_collection/finance/index.shtml](http://www.doe.virginia.gov/info_management/data_collection/finance/index.shtml)

#### **Single Sign-On for Web Application Systems (SSWS)**

<https://p1pe.doe.virginia.gov/ssws>

### **Federal Information**

#### **The Catalog of Federal Domestic Assistance (CFDA)**

<https://www.cfda.gov/>

#### **National Center for Education Statistics (NCES)**

<http://nces.ed.gov/>